



# Hydrogeological Assessment Report

2545 9th Line Road, Metcalfe, Ontario

ASB Greenworld Limited

December 08, 2022



# Contents

<b>1.</b>	<b>Introduction</b>	<b>1</b>
<b>2.</b>	<b>Background</b>	<b>2</b>
2.1	Site Description	2
2.2	Regional Setting	2
2.3	Existing Local Water Supplies	2
2.4	Previous Investigations	3
<b>3.</b>	<b>Field Methodology</b>	<b>3</b>
3.1	Health and Safety	4
3.2	Site Inspection	4
3.3	Aquifer Performance Testing	4
3.3.1	Test Well Information	4
3.3.2	Pumping Test Methodology	4
<b>4.</b>	<b>Geology and Hydrogeology</b>	<b>5</b>
4.1	Site Geology	5
4.2	Site Hydrogeology	5
4.2.1	Hydrostratigraphic Units	5
4.2.2	Groundwater Levels	6
4.3	Aquifer Performance Assessment	6
4.3.1	Pumping Test – TW-1	6
4.3.2	Pumping Test – TW-2	7
4.3.3	Summary of Aquifer Performance	7
4.3.4	Water Quality	8
4.3.5	Well Interference	12
4.3.5.1	Interference Assessment	12
<b>5.</b>	<b>Water Usage Assessment</b>	<b>12</b>
<b>6.</b>	<b>Summary and Recommendations</b>	<b>13</b>
<b>7.</b>	<b>References</b>	<b>14</b>
<b>8.</b>	<b>Statement of Limitations</b>	<b>15</b>

## Table Index

Table 2.1	Summary of MECP Well Record Data	3
Table 4.1	Water Level Summary	6
Table 4.2	Aquifer Performance Testing Summary	7
Table 4.3	Test Well Water Quality Summary – TW-1 and TW-2	8
Table 4.4	Distance Between Pumping Well and Observation Wells	12
Table 4.5	Maximum Drawdowns in Pumping and Observation Wells	12

## Figure Index

Figure 1	Site Location Plan.....	17
Figure 2	Well Locations Plan .....	18
Figure 3	Regional Topography .....	19
Figure 4	Physiography.....	20
Figure 5	Surficial Geology .....	21
Figure 6	Quaternary Geology .....	22
Figure 7	Bedrock Geology .....	23

## Appendices

Appendix A	MECP Well Records
Appendix B	Photographs
Appendix C	Aquifer Performance Testing
Appendix D	Water Well Certificates of Analyses
Appendix E	Observation Well Hydrographs

# 1. Introduction

GHD Limited (GHD) was retained by ASB Greenworld Limited (ASB or “the Client”) to complete a hydrogeological assessment in support of a proposed development of the property located at 2545 9<sup>th</sup> Line Road, in Metcalfe, Ontario (herein referred to as “the Site”). The Site is approximately 14.3 hectares (ha) in size and is located east of 9th Line Road. The Site and surrounding properties are located in an area of Ottawa that is zoned Rural Use. The location of the Site is provided on the **Site Location Plan, Figure 1**.

The Site is currently developed with several buildings and warehouses with asphalt and gravel parking areas and agricultural fields that is serviced by drilled wells and a septic system. Historically, the Site has been used for agricultural, commercial, and residential purposes since at least 1945. ASB proposes to use the Site for storage and distribution of their garden products.

This report has been prepared for the purposes of examining the hydrogeological characteristics of the Site and assessing the capacity of selected Site wells to supply the proposed development. The scope of work completed to achieve the aforementioned purposes included:

- A desktop review of available geological and groundwater mapping, and statistical assessment of Ministry of the Environment, Conservation and Parks (MECP) well records;
- Aquifer performance testing to evaluate the hydraulic properties of two previously drilled water supply wells at the Site (denoted as TW-1 and TW-2 for this report) and hydraulic monitoring of another Site drilled well (M-1); and
- Groundwater sampling to characterize the water quality of the aquifer(s) tapped into by TW-1 and TW-2.

A septic assessment was completed concurrently with the hydrogeological assessment and the findings of the septic assessment are presented under separate cover.

This report is organized into the following sections:

**Section 1.0 – Introduction:** Outlines the purpose, scope of work, and presents the report organization.

**Section 2.0 – Background:** Provides a description of the existing Site conditions, background information and surrounding land uses, as well as an outline of the proposed development. The regional environmental setting, including the physiography, topography, surface water features in the vicinity and regional geology is presented.

**Section 3.0 – Methodology:** Describes the field activities and methodologies used to assess the groundwater quantity and quality.

**Section 4.0 – Geology and Hydrogeology:** Provides a detailed description of the Site geology, hydrogeology, and the hydraulic properties of the underlying stratigraphy and aquifer.

**Section 5.0 – Water Usage Assessment:** Provides details on the expected water usage of the proposed development.

**Section 6.0 – Summary and Conclusions:** Provides a summary of the assessment findings.

Sections 7 and 8 provide the Statement of Limitations and References. The Figures and Appendices are provided following the text of this report, as indicated in the Table of Contents. Tabulated data is presented in tables within the text.

The factual data, interpretations and recommendations contained in this report pertain to a specific project as described in the report and are not applicable to any other project or site location. This report should be read in conjunction with the Statement of Limitations appended to this report. The reader’s attention is specifically drawn to this information, as it is essential for the proper use and interpretation of this report.

## 2. Background

### 2.1 Site Description

The Site covers an area of approximately 14.3 ha and is located roughly 500 m north of the intersection of Victoria Street and 9<sup>th</sup> Line Road Street in Metcalfe, Ontario which is within the City of Ottawa limits. The parcel has the municipal address of 2545 9<sup>th</sup> Line Road and is currently developed with several buildings and warehouses, asphalt and gravel parking areas, drilled water wells, and agricultural fields as depicted in the **Well Locations Plan, Figure 2**. The Site is privately serviced with drilled water wells and a septic system. Historically, the Site has been used for agricultural, commercial and residential purposes since at least 1945. It is understood that ASB proposes to use the Site for storage and distribution of their garden products.

The surrounding area is supported by private services for water and septic, is zoned for Rural Use and generally consist of vacant / wooded land, agricultural land, and / or rural residential lots.

### 2.2 Regional Setting

The Site is relatively flat with local topography sloping radially outward from the central developed area. Mapping indicates topographic relief is on the order of 10 metres across the Site. Regional topography is provided as **Figure 3**. Stormwater generated at the Site either infiltrates the ground surface or is directed by overland flow towards the Site boundaries and various drainage features at the Site.

The Site is situated within the physiographic region known as the Russell and Prescott Sand Plains. In the United Counties of Prescott and Russell, and the Regional Municipality of Ottawa-Carleton, there is a group of large sand plains separated by the clays of the lower Ottawa Valley. The plains cover an area of nearly 1500 square kilometers and a ground surface of about 85 metres above sea level. The plains were originally a continuous delta that was built by the Ottawa River into the Champlain Sea. The plains are as thick as 6 to 10 m in some areas (Chapman and Putnam, 1984). The local physiography is illustrated on **Figure 4** showing the Site is within a limestone plain with a clay plain to the south.

Surficial geology mapping on **Figure 5** indicates the Site is a mix of Paleozoic bedrock, littoral-foreshore deposits and stone-poor, carbonate-derived silty to sandy till.

The Quaternary geology (**Figure 6**) indicates the Site is a mix of bedrock; undifferentiated carbonate and clastic sedimentary rock, exposed at surface or covered by a discontinuous, thin layer of drift and till; undifferentiated, predominantly sandy silt to silt matrix, commonly rich in clasts, often high in total matrix carbonate content. Bedrock outcrops were not observed on the Site.

The underlying bedrock is dolostone, sandstone of the Beekmantown group (**Figure 7**). Based upon water well records within 500 m of the Site, bedrock was found varying from surface to 4 metres below ground surface (mbgs).

### 2.3 Existing Local Water Supplies

Information regarding groundwater characteristics of the immediate area was obtained from a search of the publicly available inventory of existing MECP well records. A total of twenty (20) wells were identified within 500 m of the Site, with seven (7) detailing well decommissioning or monitoring well installations with limited information. Based on location data provided in the well records, ten (10) of the well records are depicted on the Site consisting of four (4) abandonment records and six (6) as water supply wells. The MECP well records are provided in **Appendix A** with the data summarized in **Table 2.1**.

The well records indicate a mix of overburden materials (e.g., sand, clay, boulders) which overlays bedrock interpreted to be limestone and / or sandstone. Based upon the well records, bedrock was encountered at surface and up to depths of approximately 4 m. All of the drilled water wells in this area tap into the limestone and sandstone aquifers,

respectively. Eight (8) well records indicated wells that terminated within the underlying bedrock formation at depths ranging from about 14 m to 29 m. The remaining five (5) well records indicated wells that terminated within the underlying bedrock formation at depths ranging from about 76 m to 93 m.

The groundwater in the well records was generally described as “fresh”. The bedrock wells encountered water at an average depth of 36.5 m with an average static depth of 5.7 m with one (1) flowing artesian well identified (Well ID # 1513409) located southwest of the Site (well drilled to a depth of 18.3 m into sandstone bedrock with fresh water being found at 16.8 m). Pumping rates from the well records reviewed averaged about 56 L/min.

For the well records depicted to be located on the Site, bedrock was reported at depths ranging from 1m to 3m. Three (3) of the wells were completed to depths ranging from 20m to 27m and the remaining three (3) were completed to depths of 76m to 93m. The Site wells are discussed further in section 3.3.

No dug / bored wells or drilled overburden wells were identified in our review of available records. **Table 2.1** summarizes the data reviewed in the well records within 500 m of the Site:

**Table 2.1** Summary of MECP Well Record Data

Well Use	Well Type/Unit	No. Wells	Well Depth Min – Max (Avg) (mbgs)	Water Encountered Depth Min – Max (Avg) (mbgs)	Static WL Min – Max (mbgs)	Yield Min – Max (Avg) (L/min)
Water Supply	Overburden – Dug/Bored	0 (0%)	--	--	--	--
Water Supply	Overburden – Drilled	0 (0%)	--	--	--	--
Water Supply	Bedrock	13 (100%)	14.0 – 93.0 (45.2)	8.5 – 90.5 (36.5)	0 – 10.7 (5.7)	7.6 – 151 (56.2)
<b>Total</b>		<b>13</b>				
Abandoned or Monitoring Wells	Drilled	7	NA	NA	NA	NA

Notes: Data based on MECP well record information (refer to **Appendix A** for well information).

## 2.4 Previous Investigations

GHD was not provided previous investigations at the Site.

## 3. Field Methodology

To achieve the purposes of this assessment, the following field activities were undertaken:

- Prepared and implemented a Health and Safety Plan for the field activities;
- Conducted a Site inspection of the Site water supply wells and conditions;
- Completed aquifer performance testing of two (2) water supply wells (denoted as TW-1 and TW-2 in this report) and conducted water level monitoring of observation wells; and
- Collected groundwater samples for parameters prescribed in the City of Ottawa’s document *Hydrogeological and Terrain Analysis Guidelines*, dated March 2021.

## 3.1 Health and Safety

For projects that incorporate field activities, GHD conducts Health and Safety planning. For this project, a site-specific Health and Safety Plan (HASP) was prepared and implemented during the field activities. The HASP presents the visually observed Site conditions to identify potential physical hazards to field personnel. Required personal protective equipment was also listed in the HASP. It is mandatory for GHD personnel involved in the field program, to read and have a copy of the HASP available at the Site.

## 3.2 Site Inspection

GHD observed the general surficial characteristics of the Site and neighbouring lands on October 14, 2022. The Site consisted of various structures, warehouses, asphalt and gravel parking areas while the surrounding area was observed to consist of forested areas, agricultural fields and few residential lots. Photographs are provided in **Appendix B**.

GHD observed three (3) drilled water supply wells on the Site during our site inspection. Two (2) drilled wells were located within well pits and one (1) was located above grade within a pump house.

An unnamed tributary of the North Castor River is located along the eastern and northern portions of the Site. Five (5) surface water and compost wastewater lagoons are located in the central portion of the Site. Wetland areas, as indicated by the Canadian Wetland Inventory (CWI) database, are located on the northern portion of the Site and adjacent to the east of the Site. Visual observations at the time of the assessment noted that the wetlands indicated along the northern portion of the Site were not immediately apparent and may no longer exist as a result of local agricultural operations.

The nearest surface water body is the Middle Castor River located approximately 1.8 km southeast of the Site.

## 3.3 Aquifer Performance Testing

GHD conducted pumping tests of existing wells, denoted as TW-1 and TW-2 for this report, on October 26 and 27, 2022. The following sections provide details regarding the aquifer performance testing.

### 3.3.1 Test Well Information

Two (2) drilled wells on the Site were utilized for assessment of the local aquifer via pumping tests. Well records were not provided to GHD for TW-1 and TW-2 and GHD was not able to match any of the MECP data base well records to the Site. An observation well, labelled as M-1 for this assessment, was utilized for water level monitoring during the testing activities. The locations of TW-1, TW-2 and M-1 are illustrated on **Figure 2**.

Test well TW-1 was observed to be a drilled well located with a concrete well pit that extended above grade by 0.2 m. The measured well depth was approximately 47.7 mbgs. An existing submersible pump was outfitted in the well and installed to an unknown depth. Adjacent to the well pit was a pump house that housed the plumbing and pressure tank for water distribution.

Test well TW-2 was observed to be a drilled well extending above grade by 0.4 m and was located in a pump house. The measured well depth was 98.6 mbgs. An existing submersible pump was outfitted in the well and installed to an unknown depth. Inside the pump house was the plumbing and pressure tank for water distribution.

Observation well M-1 was observed to be a drilled well located with a concrete well pit that extended above grade by 0.2 m. The well depth was measured to be 47.7 mbgs.

### 3.3.2 Pumping Test Methodology

GHD completed a constant rate pumping test of well TW-1 on October 26, 2022, and TW-2 on October 27, 2022. The pumping tests were conducted to assess aquifer conditions and evaluate the availability of a suitable groundwater

resource for the proposed storage and distribution of garden product development. The pumping tests were each conducted for six (6) hours at a constant rate of 26.5 L/min (7 US gpm). Recovery measurements were collected after the pumping was completed.

The existing submersible pumps installed in the wells were used to conduct the testing. Water levels in the pumped water wells and observation well were monitored throughout the aquifer performance testing. Measurements were collected manually and using data loggers to evaluate drawdown, recovery and the potential of mutual interference. The discharge water was directed away from the pumped wells a distance of about 30 m downgradient and away from wells used for observation monitoring. This practice safeguards against artificial recharge of the wells from occurring during the pumping tests.

The pumped water wells were chlorinated in advance of the pumping test. Non-detect chlorine levels were confirmed in the field prior to bacteria sampling conducted at the water wells.

Water samples were collected throughout the testing and submitted to ALS Limited (ALS) in Ottawa, a CALA accredited analytical laboratory for the testing. Water samples were collected for the following parameters:

- Polycyclic aromatic hydrocarbons (sampled after 6 hours of pumping);
- Volatile organic compounds (sampled after 6 hours of pumping);
- Petroleum hydrocarbons fractions F1 – F4 (sampled after 6 hours of pumping);
- Organochlorine (OC) pesticides (sampled after 6 hours of pumping);
- Trace metals (filtered) (sampled after 1 and 6 hours of pumping);
- Bacteriological parameters including total coliform and E.coli (sampled after 6 hours of pumping); and
- General chemistry parameters (sampled after 6 hours of pumping).

Field measurements of methane, pH, temperature, free chlorine, turbidity, and conductivity were completed with a Horiba multiparameter meter, colorimeter and methane meter. Water levels were collected from the wells using audible water level meters and a data loggers.

## **4. Geology and Hydrogeology**

The following sections provide a detailed description of the geology and hydrogeology of the Site based on available information.

### **4.1 Site Geology**

GHD did not conduct a subsurface soil investigation as part of this assessment. Based upon information reviewed from the water well records, the local geology generally consists of overburden comprised of clay with sand and boulders underlain by limestone and sandstone bedrock. Overburden thickness in the area appears to range from surface to about 4 mbgs.

### **4.2 Site Hydrogeology**

#### **4.2.1 Hydrostratigraphic Units**

The hydrostratigraphic units (i.e. aquifer/aquitard unit) underlying the Site include the following based on well records reviewed:

- Thin veneer of overburden generally consisting of topsoil, clay with sand and boulders (not expected to be water bearing).



- Limestone aquifer from about 14 m to 29 m.
- Sandstone aquifer from about 76 m to 93 m.

## 4.2.2 Groundwater Levels

Water levels were obtained from test wells TW-1 and TW-2, and observation well M-1 on October 26 and 27, 2022 prior to the commencement of the pumping tests. The data is summarized in **Table 4.1**. Based upon the potentiometric groundwater elevations computed from estimated ground elevations, the groundwater flow appears to be in a southeasterly direction. Shallow groundwater flow tapped by monitoring wells was not assessed (note: groundwater elevations are based upon regional topographic contours and are for the purposes of evaluation potentiometric elevations only).

**Table 4.1** Water Level Summary

Location	Description	Ground Elevation* (m)	Depth of Well (mbgs)	Water Level (mbgs)		Potentiometric Elevation (masl)
				10/26/22	10/27/22	
TW-1	Drilled Water Supply Well	~91	47.7	8.30	9.05	~83
TW-2	Drilled Water Supply Well	~95	98.6	9.69	9.74	~85
M-1	Drilled Observation Well	~90	47.7	8.83	9.08	~81

**Notes:**

masl = metres above sea level

\*Elevations estimated from regional topographic contours provided on **Figure 3**. The elevations provided are for the purposes of evaluating potentiometric elevations and should not be relied upon as a legal survey or topographic elevation survey.

## 4.3 Aquifer Performance Assessment

The following sections discuss the pumping test results and coefficients, well interference and water quality.

### 4.3.1 Pumping Test – TW-1

The pumping test was commenced on October 26, 2022. The results of the constant rate pumping test including field testing data are graphically presented in **Appendix C, Figures C-1 to C-4**.

The water level during the pumping test at TW-1 is illustrated on **Figures C-1** and **C-2** showing water level versus time. The plot shows a minimal drawdown of the water level over the course of the 6-hour test conducted at a constant rate of 26.5 L/min. After 6 hours of pumping, the water level was 11.0 metres below top of pipe (mbtp). The maximum drawdown was about 2.4 m over the course of the testing with about 37.0 m of available drawdown remaining above the bottom of the well. Approximately 6% of the available drawdown was used during the pumping test. A total groundwater volume of about 9,540 L was pumped during the testing.

Recovery measurements were collected manually for 60 minutes after pumping ceased. The water level recovered about 65% in 1 hour and recovered to about 80% in 24 hours. The estimated transmissivity of the pumped water well was 33.6 m<sup>2</sup>/day (2253 gpd/ft) based on the drawdown and 12.0 m<sup>2</sup>/day (805 gpd/ft) based on the recovery period and represents a moderate transmissivity. The specific capacity for this well is calculated to be 11.1 L/min/m based upon the pumping test completed.

The plotted data indicates the aquifer that this well is tapped into can safely provide long-term quantities of groundwater at a pumping rate of 26.5 L/min (7 USgpm) and adequate recovery is provided between uses.

## 4.3.2 Pumping Test – TW-2

The pumping test was commenced on October 27, 2022. The results of the constant rate pumping test including field testing data are graphically presented in **Appendix C, Figures C-5 to C-8**.

The water level during the pumping test at TW-2 is illustrated on **Figures C-1 and C-2** showing water level versus time. The plot shows the water level drop and then recovery quickly within the first 10 minutes. This is the result of flow rate adjustments occurring at the wellhead to obtain a constant rate of 26.5 L/min. At 10 minutes, the rate was adjusted to 26.5 L/min which was maintained for the remaining 6 hours. After six (6) hours of constant pumping, the water level was about 10.7 mbtp. The drawdown was about 0.5 m over the course of the testing with about 88.3 m of available drawdown remaining above the bottom of the well. Approximately 0.5% of the available drawdown was used during the pumping test. A total groundwater volume of about 9,540 L was pumped during the testing.

Recovery measurements were collected manually for 60 minutes after pumping ceased. The water level recovered about 76% in 1 hour and fully recovered 100% in 4 hours and 50 minutes. The estimated transmissivity for TW-2 was 83.9 m<sup>2</sup>/day (5633 gpd/ft) based on the drawdown and 186.5 m<sup>2</sup>/day (12517 gpd/ft) based on the recovery period and represents a high transmissivity. The specific capacity for this well is calculated to be 52.9 L/min/m based upon the pumping test completed.

The plotted data indicates the aquifer that this well is tapped into can safely provide long-term quantities of groundwater at a pumping rate of 26.5 L/min (7 USgpm) based upon the pumping test completed.

## 4.3.3 Summary of Aquifer Performance

**Table 4.2** summarizes the data and coefficients obtained from the pumping tests.

*Table 4.2 Aquifer Performance Testing Summary*

Well No.	Step No.	Yield		Test Type	Time	Maximum drawdown		Available Drawdown*		Specific Capacity		Estimated Transmissivity	
		gpm	L/min			min	feet	metres	feet	metres	gpm/ft	L/min/m	gpd/ft
TW-1	1	0	0	Static	0	0	0	129.3	39.4	--	--	--	--
	2	7	26.5	Const.	360	7.8	2.4	121.5	37.0	0.9	11.1	2253	33.6
	3	0	0	Recvy.	65% recovery in 1 hour; 80% recovery in 24 hours							805	12.0
TW-2	1	0	0	Static	0	0	0	291.3	88.8	--	--	--	--
	2	various		--	10	--	--	--	--	--	--	--	--
	3	7	26.5	Const.	360	1.6	0.5	289.7	88.3	4.27	52.9	5633	84.0
	4	0	0	Recvy.	76% recovery in 1 hour; 100% recovery in 4 hours 50 minutes							12517	186.5

**Notes:**

gpm = US gallons per minute; gpd/ft = gallons per day per foot

"Recvy" refers to Recovery measurements; "Const" refers to the Constant Rate test conducted for 360 minutes.

\*Available Drawdown refers to the height of water in the well above the bottom.

Static water level at the pumped well TW-1 was 8.54 mbtp (8.30 mbgs) at the start of the testing

Static water level at the pumped well TW-2 was 10.16 mbtp (9.74 mbgs) at the start of the testing.

### 4.3.4 Water Quality

Groundwater samples from the pumped well were obtained for laboratory testing during the course of the pumping test for the purpose of water quality analyses. The wells were sampled after one (1) hour and at six (6) hours at the end of the constant rate test on October 26 and 27, 2022. The water samples were delivered to ALS in Ottawa. Certificates of chemical analyses are presented in **Appendix D**. The water quality data are summarized and compared with the Ontario Drinking Water Standards (ODWS)<sup>1</sup> in **Table 4.3**.

**Table 4.3** Test Well Water Quality Summary – TW-1 and TW-2

Parameter	Pumped Water Well TW-1		Pumped Water Well TW-2		ODWS	
	1 hr (GW-001)	6 hrs (GW-002)	1 hr (GW-003)	6 hr (GW-004)	MAC / IMAC	AO/OG
<b>Bacteriological (Colony Forming Units)</b>						
Total Coliform	--	8	--	<1	<6*	NS
E.coli	--	<1	--	<1	0	NS
Background	--	3	--	1	NS	NS
Heterotrophic Plate Count	--	78	--	1	NS	NS
<b>Semi-Volatile Organic Compounds (µg/L)</b>						
Acenaphthene	--	<0.20	--	<0.20	NS	NS
Acenaphthylene	--	<0.20	--	<0.20	NS	NS
Anthracene	--	<0.20	--	<0.20	NS	NS
Benzo(a)anthracene	--	<0.20	--	<0.20	NS	NS
Benzo(a)pyrene	--	<0.044	--	<0.044	0.01	NS
Benzo(b+j)fluoranthene	--	<0.10	--	<0.10	NS	NS
Benzo(ghi)perylene	--	<0.20	--	<0.20	NS	NS
Benzo(k)fluoranthene	--	<0.10	--	<0.10	NS	NS
Chrysene	--	<0.10	--	<0.10	NS	NS
Dibenzo(a,h)anthracene	--	<0.20	--	<0.20	NS	NS
Fluoranthene	--	<0.20	--	<0.20	NS	NS
Fluorene	--	<0.20	--	<0.20	NS	NS
Indeno(1,2,3-cd)pyrene	--	<0.20	--	<0.20	NS	NS
1-Methylnaphthalene	--	<0.40	--	<0.40	NS	NS
2-Methylnaphthalene	--	<0.40	--	<0.40	NS	NS
Naphthalene	--	<0.20	--	<0.20	NS	NS
Phenanthrene	--	<0.20	--	<0.20	NS	NS
Pyrene	--	<0.20	--	<0.20	NS	NS
<b>Volatile Organic Compounds (µg/L)</b>						
Acetone	--	<20	--	<20	NS	NS
Bromomethane	--	<0.50	--	<0.50	NS	NS
Carbon tetrachloride	--	<0.20	--	<0.20	5	NS
Chlorobenzene	--	<0.50	--	<0.50	NS	NS

<sup>1</sup> Technical Support Document for Ontario Drinking Water Standards, Objectives and Guidelines. June 2003, revised June 2006.

Parameter	Pumped Water Well TW-1		Pumped Water Well TW-2		ODWS	
	1 hr (GW-001)	6 hrs (GW-002)	1 hr (GW-003)	6 hr (GW-004)	MAC / IMAC	AO/OG
Chloroform	--	<0.50	--	<0.50	NS	NS
1,2-Dichlorobenzene	--	<0.50	--	<0.50	20	3
1,3-Dichlorobenzene	--	<0.50	--	<0.50	NS	NS
1,4-Dichlorobenzene	--	<0.50	--	<0.50	5	1
Dichlorofluoromethane	--	<0.50	--	<0.50	NS	NS
1,1-Dichloroethane	--	<0.50	--	<0.50	NS	NS
1,2-Dichloroethane	--	<0.50	--	<0.50	5	NS
1,1-Dichloroethylene	--	<0.50	--	<0.50	NS	NS
trans-1,2-Dichloroethane	--	<0.50	--	<0.50	NS	NS
cis-1,2-Dichloroethane	--	<0.50	--	<0.50	NS	NS
1,2-Dichloropropane	--	<0.50	--	<0.50	NS	NS
Ethylene Dibromide	--	<0.20	--	<0.20	NS	NS
Hexane	--	<0.50	--	<0.50	NS	NS
Methyl Ethyl Ketone	--	<20	--	<20	NS	NS
Methyl Isobutyl Ketone	--	<20	--	<20	NS	NS
Methyl Tert-Butyl Ether	--	<0.50	--	<0.50	NS	NS
Methylene Chloride	--	<1.0	--	<1.0	NS	NS
Styrene	--	<0.50	--	<0.50	NS	NS
Tetrachloroethylene	--	<0.50	--	<0.50	30	NS
1,1,1,2-Tetrachloroethane	--	<0.50	--	<0.50	NS	NS
1,1,2,2-Tetrachloroethane	--	<0.50	--	<0.50	NS	NS
1,1,1-Trichloroethane	--	<0.50	--	<0.50	NS	NS
1,1,2-Trichloroethane	--	<0.50	--	<0.50	NS	NS
Trichloroethylene	--	<0.50	--	<0.50	5	NS
Trichlorofluoromethane	--	<0.50	--	<0.50	NS	NS
Vinyl Chloride	--	<0.50	--	<0.50	2	NS
Benzene	--	<0.50	--	<0.50	5	NS
Toluene	--	<0.50	--	<0.50	NS	24
Ethylbenzene	--	<0.50	--	<0.50	NS	2.4
Xylenes	--	<0.50	--	<0.50	NS	300
Bromodichloromethane	--	<0.50	--	<0.50	NS	NS
Bromoform	--	<0.50	--	<0.50	NS	NS
Dibromochloromethane	--	<0.50	--	<0.50	NS	NS
<b>Petroleum Hydrocarbons</b>						
PHC F1 (C <sub>6</sub> – C <sub>10</sub> )	--	<25	--	<25	NS	NS
PHC F2 (C <sub>10</sub> – C <sub>16</sub> )	--	<100	--	<100	NS	NS
PHC F3 (C <sub>16</sub> – C <sub>34</sub> )	--	<250	--	<250	NS	NS
PHC F4 (C <sub>34</sub> – C <sub>50</sub> )	--	<250	--	<250	NS	NS

Parameter	Pumped Water Well TW-1		Pumped Water Well TW-2		ODWS	
	1 hr (GW-001)	6 hrs (GW-002)	1 hr (GW-003)	6 hr (GW-004)	MAC / IMAC	AO/OG
<b>Trace Metals (dissolved) (mg/L)</b>						
Aluminum	0.0011	<0.0010	<0.0010	<0.0010	NS	0.1
Arsenic	0.00099	0.00071	<0.0010	<0.0010	0.025	NS
Boron	0.039	0.029	0.077	0.077	5	NS
Barium	0.209	0.212	0.149	0.149	1	NS
Beryllium	<0.000020	<0.000020	<0.000020	<0.000020	NS	NS
Cobalt	0.00059	0.00047	<0.00010	<0.00010	NS	NS
Calcium	113	127	97.5	96.9	NS	NS
Cadmium	0.0000118	0.00000064	<0.0000050	<0.0000050	0.005	NS
Copper	0.00139	0.00048	0.00115	0.00035	NS	1
Chromium	<0.00050	<0.00050	<0.00050	<0.00050	0.05	NS
Magnesium	42.8	46.7	35.5	36.1	NS	NS
Manganese	0.0501	0.0762	0.0413	0.0420	NS	0.05
Molybdenum	0.0178	0.0204	0.00593	0.00604	NS	NS
Nickel	0.00225	0.00176	0.00063	<0.00050	NS	NS
Sodium	107	109	28.0	28.8	NS	200 (20*)
Lead	0.000408	0.000992	0.000103	<0.000050	0.01	NS
Silver	<0.000010	<0.000010	<0.000010	<0.000010	NS	NS
Strontium	1.50	1.32	2.06	2.05	NS	NS
Thallium	<0.000010	<0.000010	<0.000010	<0.000010	NS	NS
Antimony	0.00012	<0.00010	<0.00010	<0.00010	0.006	NS
Selenium	0.000050	0.000099	0.000110	0.000141	0.01	NS
Uranium	0.00405	0.00462	0.000249	0.000246	0.02	NS
Vanadium	<0.00050	<0.00050	<0.00050	<0.00050	NS	NS
Zinc	0.0016	<0.0010	0.0137	0.0066	NS	5
<b>General Chemistry Parameters (units listed per parameter)</b>						
Tannin + Lignin (mg phenol/L)	--	1.21	--	0.86	NS	NS
Alkalinity (mg/L as CaCO <sub>3</sub> )	--	345	--	269	NS	30 – 500
pH	--	8.15	--	8.43	NS	6.5 – 8.5
Conductivity (µS/cm)	--	1420	--	790	NS	NS
Total Dissolved Solids (mg/L)	--	792	--	495	NS	500
Colour (TCU)	--	2.4	--	2.9	NS	5
Turbidity (NTU)	--	1.04	--	0.10	NS	5
Total Kjeldahl Nitrogen (mg/L)	--	0.180	--	0.194	NS	NS
Ammonia + Ammonium (mg/L)	--	0.0353	--	0.125	NS	NS
Nitrite (as N mg/L)	--	<0.050	--	<0.020	1	NS
Nitrate (as N mg/L)	--	<0.100	--	<0.010	10	NS
Chloride (mg/L)	--	208	--	67.0	NS	250

Parameter	Pumped Water Well TW-1		Pumped Water Well TW-2		ODWS	
	1 hr (GW-001)	6 hrs (GW-002)	1 hr (GW-003)	6 hr (GW-004)	MAC / IMAC	AO/OG
Hydrogen Sulphide	--	<0.011	--	0.019	NS	0.05
Sulphide (mg/L)	--	<0.010	--	0.018	NS	NS
Sulphate (mg/L)	--	111	--	62.5	NS	500
Dissolved Organic Carbon (mg/L)	--	17.4	--	1.98	NS	5
Hardness (mg/L as CaCO <sub>3</sub> )	--	509	--	391	NS	80 – 100
Potassium	6.81	6.14	--	5.14	NS	NS
<b>OC Pesticides</b>						
Diazinon	--	<0.10	--	<0.10	NS	NS

**Notes:**

"<" indicates concentrations are less than laboratory reporting limits

MAC = maximum acceptable concentration; IMAC – Interim MAC; AO / OG = aesthetic objective / operational guideline

**Bold / shaded** indicates the concentration exceeds the ODWS

\*The aesthetic objective for sodium in drinking water is 200 mg/L. When the sodium concentration exceeds 20 mg/L, this information should be communicated to those on sodium restricted diets.

The laboratory analyses indicated that the health-related parameter of total coliform was in exceedance of the ODWS at TW-1. No other health-related parameters were in exceedance of the ODWS. In general, the test results indicate the majority of parameters meet the ODWS for TW-1 and TW-2 with the exception of the aesthetic objectives for:

- Manganese (TW-1);
- Total Dissolved Solids (TW-1);
- Dissolved Organic Carbon (TW-1); and
- Hardness (TW-1 and TW-2).

Sample results for VOCs, PAHs, PHCs and OC Pesticides were reported below detection limits.

Overall, the analytical results indicate TW-2, the deeper bedrock well, to have better water quality with only hardness (391 mg/L) above its aesthetic objective of the ODWS. Elevated hardness is related to the overburden materials containing calcium and to a lesser extent, magnesium. Elevated hardness is a common trait of groundwater supplies in Southern Ontario and can be treated using commercially available treatment equipment such as a water softener. Although hardness in excess of 500 mg/L (TW-1) is considered very hard, a maximum treatable value is not provided within the D-5-5 Guideline.

If TW-1 was to be used as a potential water source, some treatment is recommended. Total dissolved solids (TDS) were elevated above its aesthetic objective of 500 mg/L. TDS may be the result of hard water including calcium and / or magnesium as well as other constituents such as sodium and chloride. TDS can be treated with commercially available reverse osmosis systems. Manganese can be treated using a greensand filter.

For the bacteriological parameters tested at TW-1, there were eight (8) bacteriological colony forming units (CFUs) of total coliform. E. coli was zero (0) CFUs within the water sample collected and tested at the end of pumping. There was no bacteriological parameters detected within TW-2.

As a proactive measure, GHD recommends that bacteriological treatment (i.e. ultraviolet (UV) treatment) be used at a minimum for treatment of water from both wells.

To supplement the analytical data, field measurements were obtained throughout the pumping test by GHD as shown on **Figures C-3** and **C-7**.

### 4.3.5 Well Interference

In order to assess the potential for hydraulic connection between the pumped water supply wells and local area wells, monitoring was conducted of the drilled test wells and drilled observation well throughout the pumping tests. Data loggers were installed within TW-1, TW-2 and M-1. The data is provided in **Appendix E**.

The approximate linear distances between the pumped water wells and observation well are provided in **Table 4.4** based upon the locations plotted on **Figure 2**.

**Table 4.4** Distance Between Pumping Well and Observation Wells

Location	Distances between Pumped Water Wells and Observation Wells (metres)		
	TW-1	TW-2	M-1
Pumped well – TW-1	--	150	19
Pumped Well – TW-2	150	--	157
Observation Well – M-1	19	157	--

**Notes:**

Distances based upon locations identified on **Well Locations Plan, Figure 2**.

The following table provides the maximum water level drawdowns observed during the pumping tests. at the observation wells monitored during the pumping test.

**Table 4.5** Maximum Drawdowns in Pumping and Observation Wells

Pumped Well Location	Drawdown (m)		
	TW-1	TW-2	M-1
TW-1	-2.4 (drawdown during pump test)	0	-0.13
TW-2	-0.03	-0.6 (drawdown during pump test)	0

**Notes:**

Negative drawdown (denoted by minus sign and RED text) indicates water level lowered during the testing  
Zero drawdown denoted by BLACK text

#### 4.3.5.1 Interference Assessment

There was minimal drawdown observed during the pumping tests conducted at the wells indicating there is little hydraulic connection between the wells within the bedrock aquifer.

As daily usage is expected to be well below the volumes pumped during the testing conducted, it is our opinion that there is sufficient water quantity below the Site for the planned development without significant interference risk to future and existing neighbouring wells.

## 5. Water Usage Assessment

It is understood that the current proposed usage will be a warehouse with no processing onsite that would require water usage. Water usage would therefore be related to general cleaning, washroom or kitchen purposes. Staffing is proposed to consist of 2-5 staff to start with a potential of up to 10-15 staff. To assess potential water usage reference is made to Section 8 of the Ontario Building Code, subsection 8.2.1.3. – Sewage System Design Flows. Water usage for a warehouse with 15 staff, three (3) loading bays and 260m<sup>2</sup> of office space water usage would be on the order of 2,550 litres per day. Designs flows are conservative in nature with actual daily usage typically 2 to 3 times less.

## 6. Summary and Recommendations

Supporting data upon which our conclusions and recommendations are based have been presented in the foregoing sections of this report. The following conclusions and recommendations are governed by the physical properties of the subsurface materials that were encountered at the Site and assume that they are representative of the overall Site conditions. It should be noted that these conclusions and recommendations are intended for use by the designers only. Contractors bidding on or undertaking any work at the Site should examine the factual results of the assessment, satisfy themselves as to the adequacy of the information for construction, and make their own interpretation of this factual data as it affects their proposed construction techniques, equipment capabilities, costs, sequencing, and the like. Comments, techniques, or recommendations pertaining to construction should not be construed as instructions to the contractor.

Based on the results of the hydrogeological assessment, the pumped water wells had sufficient water of good quality, in particular TW-2. With the exception of total coliform at TW-1, which are at low levels and can be addressed with treatment, each well can provide ample supply of groundwater for the proposed development with minimal draw on the aquifer complex and insignificant interference to area wells anticipated. It is recommended that a water treatment specialist be contacted to provide treatment to meet the needs of the proposed development use.

Based on the well testing completed, test well TW-2 provided better water quality and quantity and in our opinion should be considered as the primary well to support the development needs for ASB. It is our professional opinion that the hydrogeologic assessment completed at the Site supports the groundwater needs of ASB's proposed storage and distribution of garden products development.

We trust this report meets your immediate needs. Should any questions arise regarding any aspect of our report, please contact our office.

All of Which is Respectfully Submitted,

GHD



Jason Gerald, M.Sc., C.Chem.  
Project Manager



Robert Neck, P. Geo. (Limited)  
Senior Geoscientist



Steve Gagne, H.S.Bc.  
Associate, Project Director



## 7. References

- Chapman and Putnam, 1984. The Physiography of Southern Ontario, 3<sup>rd</sup> Edition. Ministry of Natural Resources.
- City of Ottawa, March 2021. Hydrogeological and Terrain Analysis Guidelines.
- Environmental Protection Act, R.S.O. 1990, and associated regulations.
- Fetter, C.W., 1994. Applied Hydrogeology, 3<sup>rd</sup> Edition.
- Freeze, R.A. and J.A. Cherry. 1979. Groundwater.
- Occupational Health and Safety Act, R.S.O. 1990, and associated regulations.
- Ontario Geological Survey, 2003. Surficial Geology of Southern Ontario.
- Ontario Ministry of the Environment, 2011. Ontario Regulation 153/04: Records of Site Condition Part XV.1 of the Act (*Environmental Protection Act* 153/04, as amended).
- Ontario Ministry of the Environment. June 2003. Revised June 2006. Technical Support Document for Ontario Drinking Water Standards, Objectives and Guidelines.
- Ontario Ministry of the Environment and Energy. August 1996. D-5-4 Individual On-Site Sewage Systems: Water Quality Impact Risk Assessment.
- Ontario Ministry of the Environment and Energy. August 1996. D-5-5 Private Wells: Water Supply Assessment.


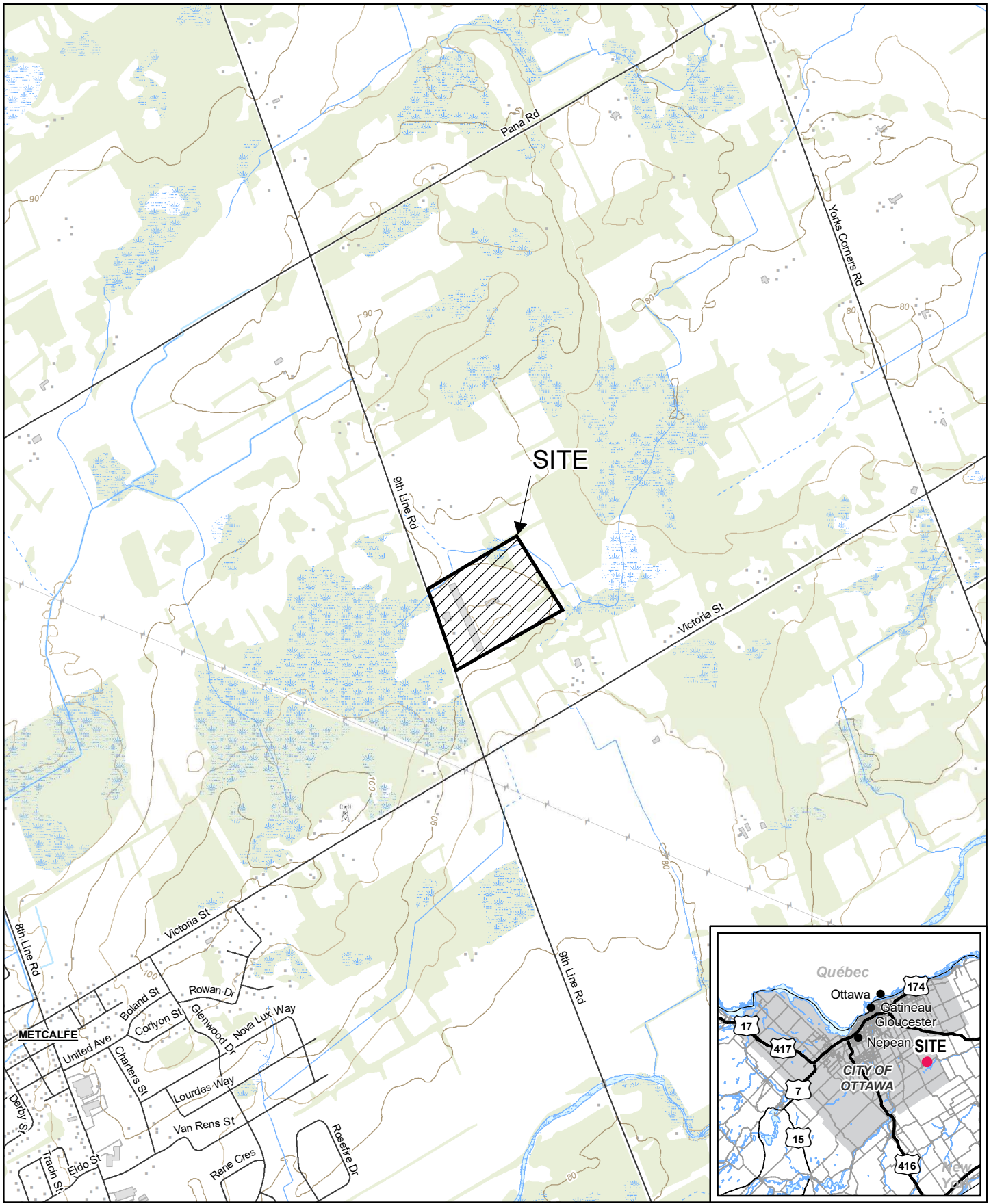
## 8. Statement of Limitations

This report is intended solely for ASB Greenworld Limited in assessing the hydrogeological aspects of the Site (2545 9<sup>th</sup> Line Road, Metcalfe, Ontario) and is prohibited for use by others without GHD's prior written consent. This report is considered GHD's professional work product and shall remain the sole property of GHD. Any unauthorized reuse, redistribution of or reliance on the report shall be at the Client and recipient's sole risk, without liability to GHD. Client shall defend, indemnify and hold GHD harmless from any liability arising from or related to Client's unauthorized distribution of the report. No portion of this report may be used as a separate entity; it is to be read in its entirety and shall include all supporting drawings and appendices.

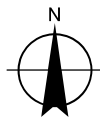
The recommendations made in this report are in accordance with our present understanding of the project, the current site use, ground surface elevations and conditions, and are based on the work scope approved by the Client and described in the report. The services were performed in a manner consistent with that level of care and skill ordinarily exercised by members of hydrogeological engineering professions currently practicing under similar conditions in the same locality. No other representations, and no warranties or representations of any kind, either expressed or implied, are made. Any use which a third party makes of this report, or any reliance on or decisions to be made based on it, are the responsibility of such third parties.

All details of design and construction are rarely known at the time of completion of a hydrogeological study. The recommendations and comments made in the study report are based on our subsurface investigation and resulting understanding of the project, as defined at the time of the study. We should be retained to review our recommendations when the drawings and specifications are complete. Without this review, GHD will not be liable for any misunderstanding of our recommendations or their application and adaptation into the final design.

# Figures



Map Projection: Transverse Mercator  
 Horizontal Datum: North American 1983  
 Grid: NAD 1983 UTM Zone 18N

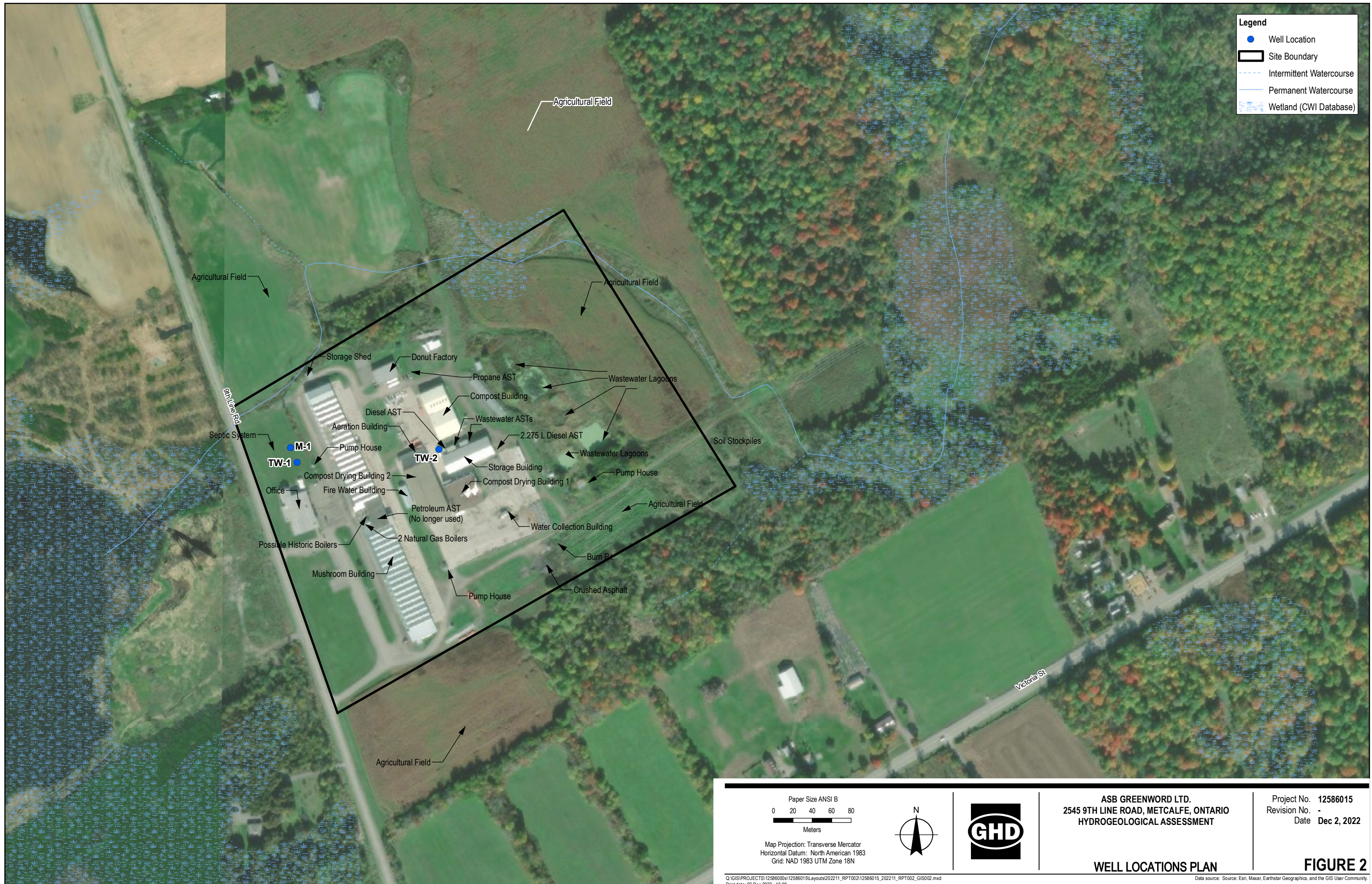


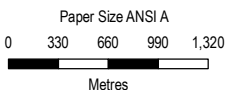
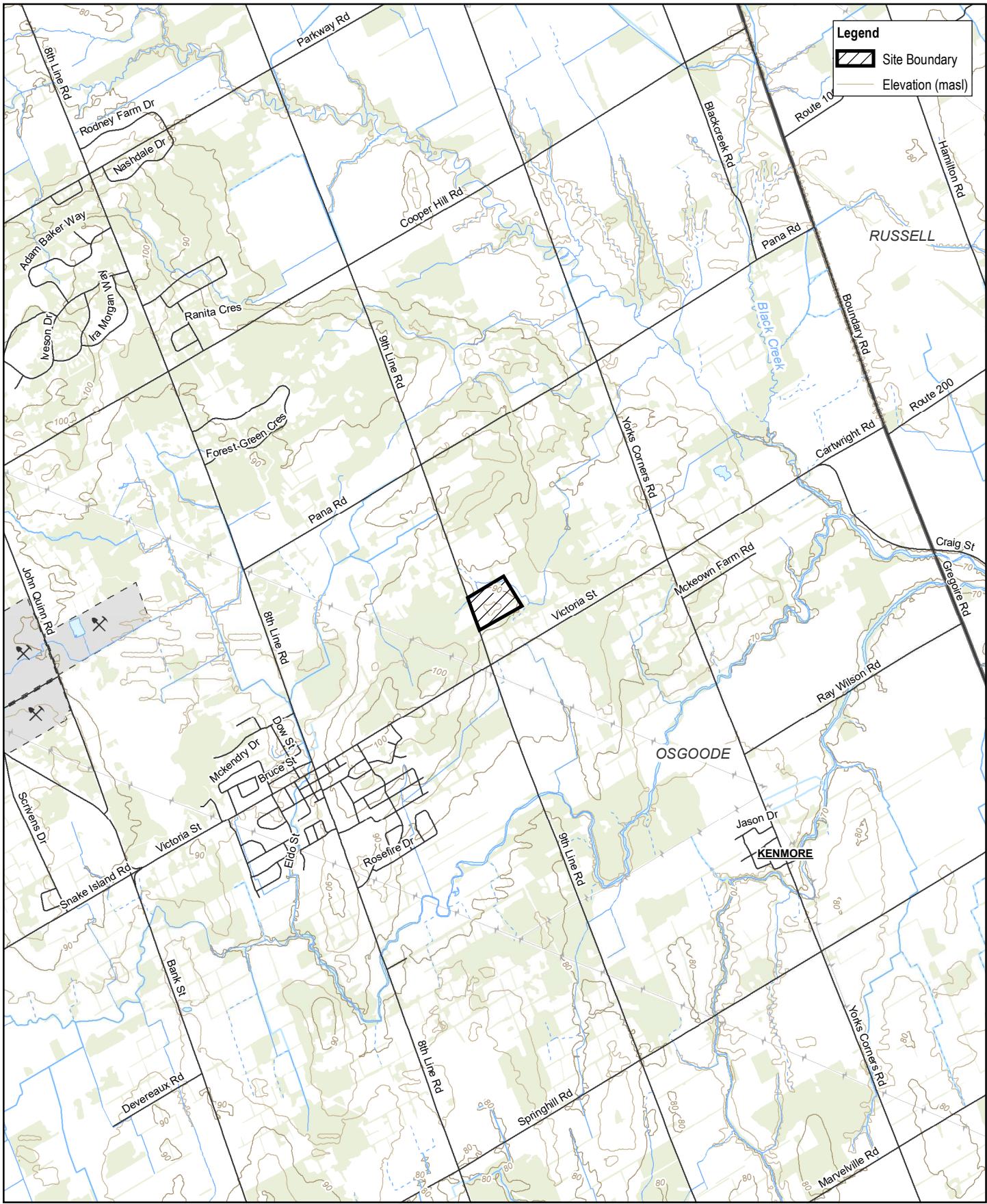
**ASB GREENWORD LTD.**  
 2545 9TH LINE ROAD, METCALFE, ONTARIO  
 HYDROGEOLOGICAL ASSESSMENT

Project No. 12586015  
 Revision No. -  
 Date Nov 15, 2022

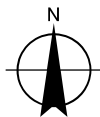
**SITE LOCATION MAP**

**FIGURE 1**





Map Projection: Transverse Mercator  
 Horizontal Datum: North American 1983  
 Grid: NAD 1983 UTM Zone 18N

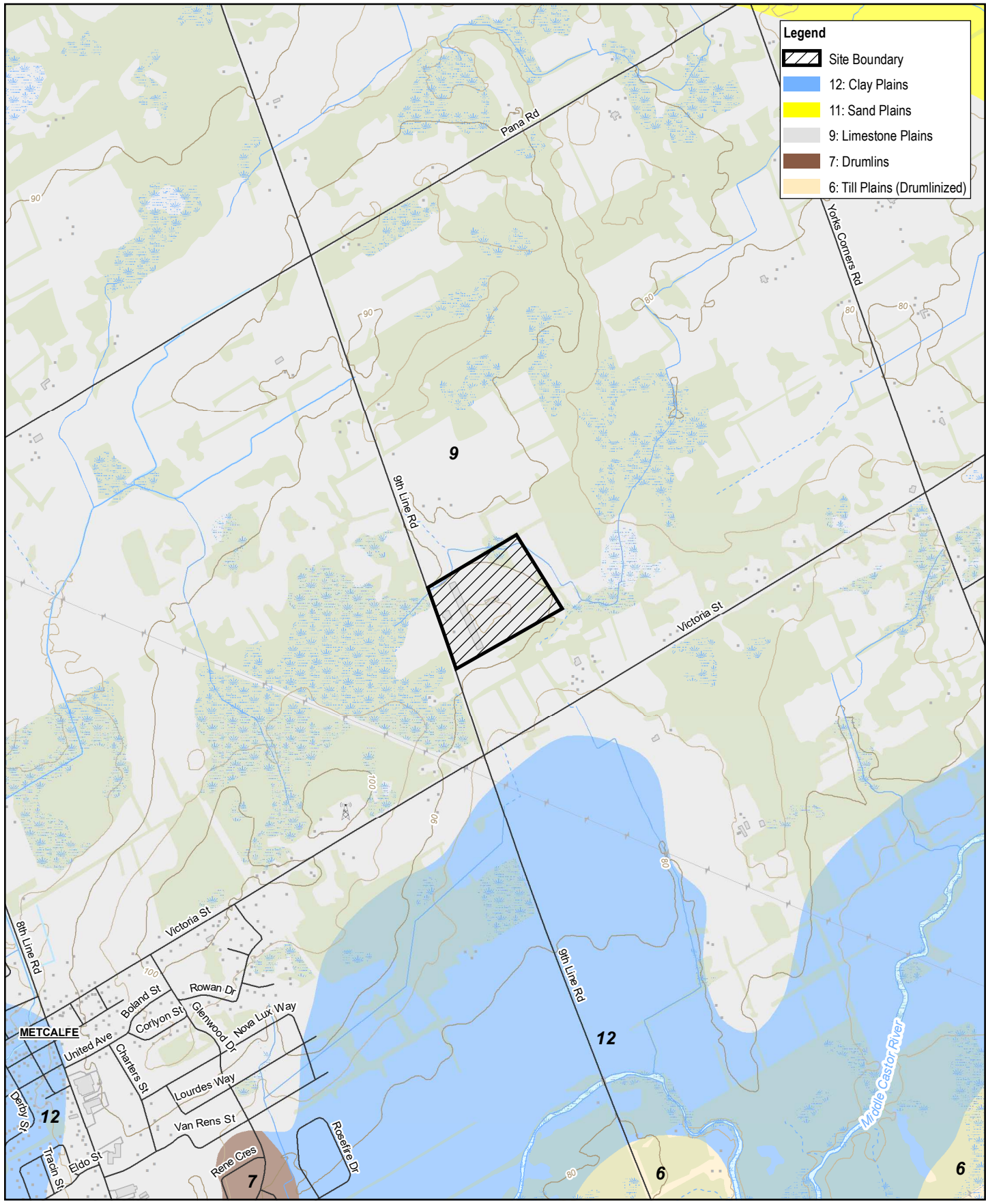


**ASB GREENWORD LTD.**  
 2545 9TH LINE ROAD, METCALFE, ONTARIO  
 HYDROGEOLOGICAL ASSESSMENT

Project No. 12586015  
 Revision No. -  
 Date Nov 17, 2022

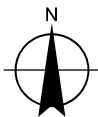

**REGIONAL TOPOGRAPHY PLAN**

**FIGURE 3**



**Legend**

- Site Boundary
- 12: Clay Plains
- 11: Sand Plains
- 9: Limestone Plains
- 7: Drumlins
- 6: Till Plains (Drumlinized)



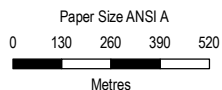
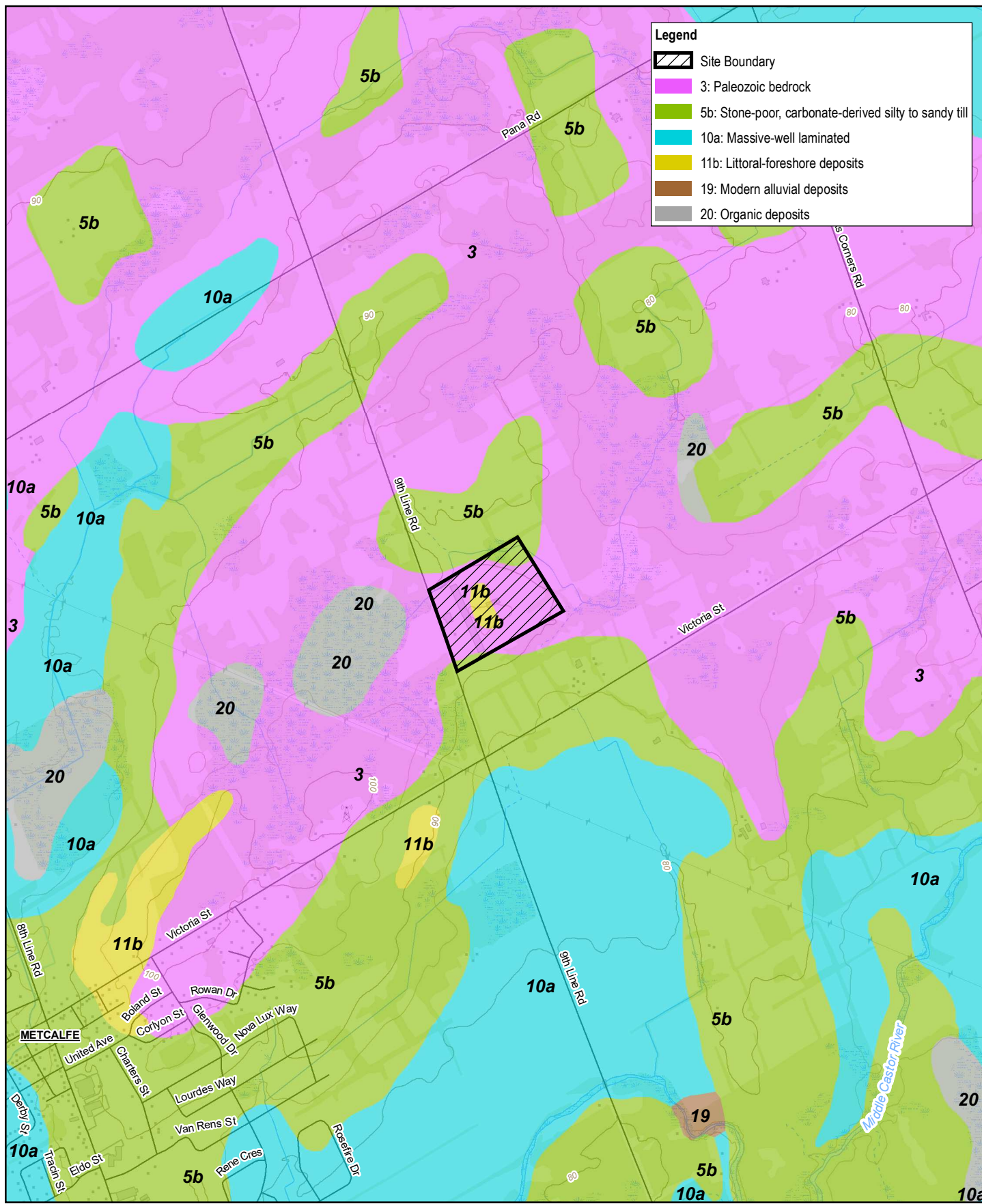
**ASB GREENWORD LTD.**  
 2545 9TH LINE ROAD, METCALFE, ONTARIO  
 HYDROGEOLOGICAL ASSESSMENT

Project No. 12586015  
 Revision No. -  
 Date Nov 15, 2022

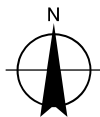
Map Projection: Transverse Mercator  
 Horizontal Datum: North American 1983  
 Grid: NAD 1983 UTM Zone 18N

**PHYSIOGRAPHIC PLAN**

**FIGURE 4**



Map Projection: Transverse Mercator  
 Horizontal Datum: North American 1983  
 Grid: NAD 1983 UTM Zone 18N



ASB GREENWORD LTD.  
 2545 9TH LINE ROAD, METCALFE, ONTARIO  
 HYDROGEOLOGICAL ASSESSMENT





Project No. 12586015  
 Revision No. -  
 Date Nov 17, 2022

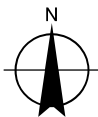
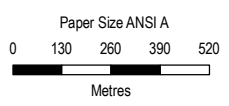
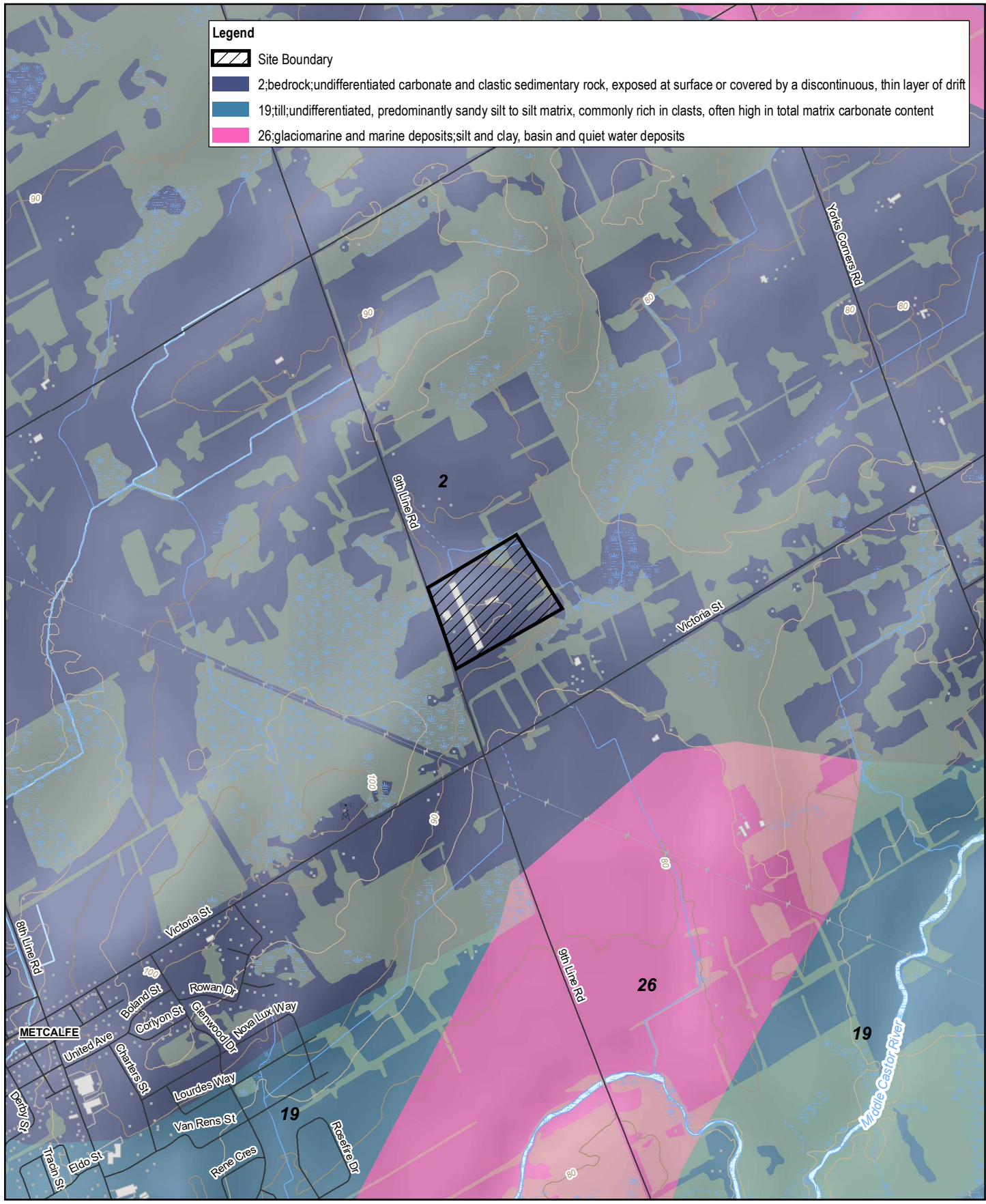
**SURFICIAL GEOLOGY**

**FIGURE 5**



**Legend**

-  Site Boundary
-  2;bedrock;undifferentiated carbonate and clastic sedimentary rock, exposed at surface or covered by a discontinuous, thin layer of drift
-  19;till;undifferentiated, predominantly sandy silt to silt matrix, commonly rich in clasts, often high in total matrix carbonate content
-  26;glaciomarine and marine deposits;silt and clay, basin and quiet water deposits




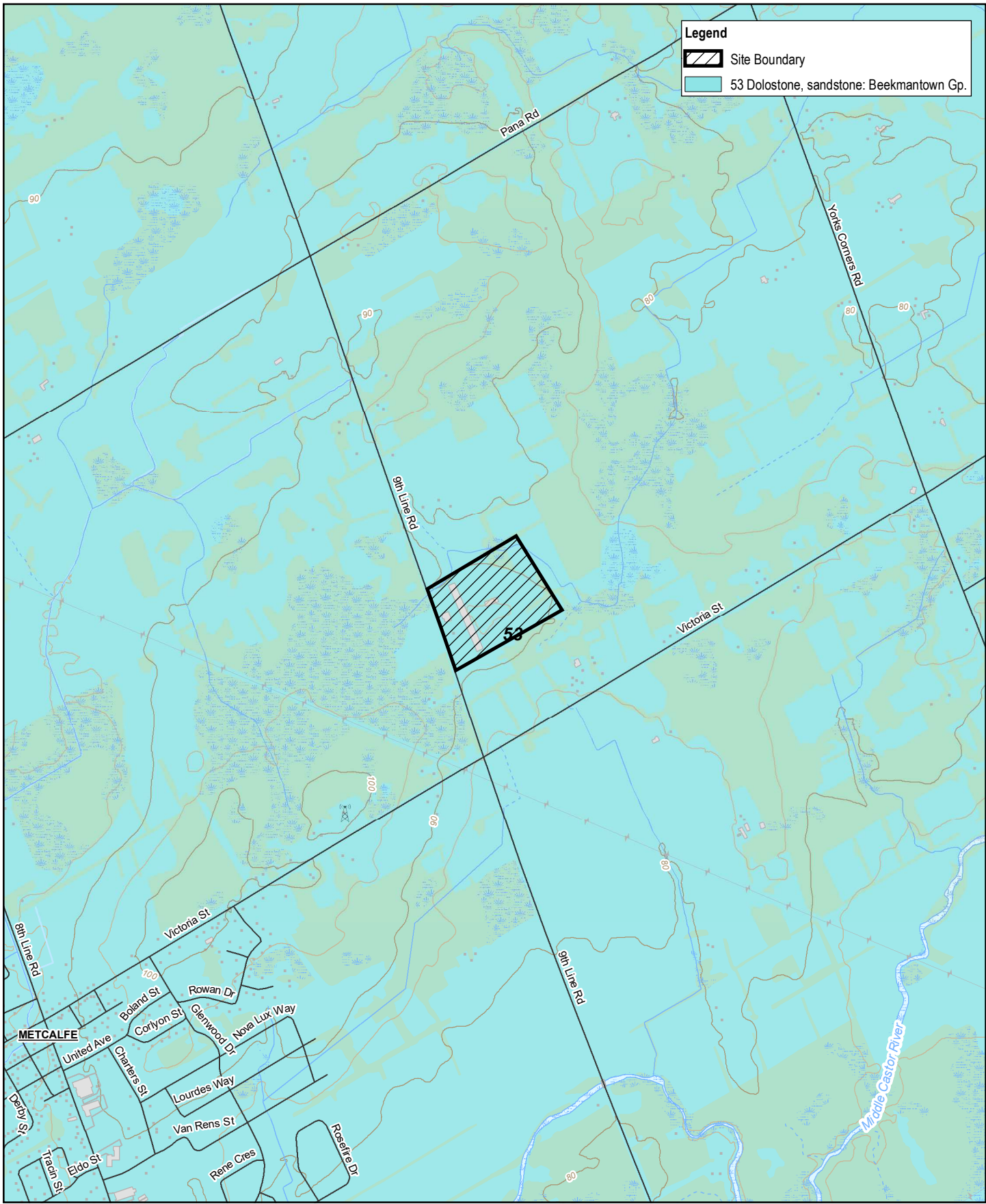
**ASB GREENWORD LTD.**  
**2545 9TH LINE ROAD, METCALFE, ONTARIO**  
**HYDROGEOLOGICAL ASSESSMENT**

Project No. 12586015  
 Revision No. -  
 Date Nov 15, 2022

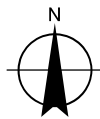
Map Projection: Transverse Mercator  
 Horizontal Datum: North American 1983  
 Grid: NAD 1983 UTM Zone 18N

**QUATERNARY GEOLOGY**

**FIGURE 6**



Map Projection: Transverse Mercator  
Horizontal Datum: North American 1983  
Grid: NAD 1983 UTM Zone 18N



**ASB GREENWORD LTD.**  
2545 9TH LINE ROAD, METCALFE, ONTARIO  
HYDROGEOLOGICAL ASSESSMENT

Project No. 12586015  
Revision No. -  
Date Dec 5, 2022

**BEDROCK GEOLOGY**

**FIGURE 7**

# Appendices

# **Appendix A**

**MECP Well Records**



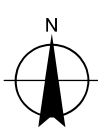
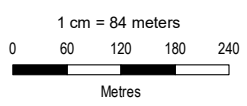
**Legend**

- Utility Line
- ▭ Property Limit
- ⊘ 500 m Radius
- Assessment Parcel
- Watercourse

**MECP Wells by Status**

- Abandoned-Other
- Abandoned-Supply
- Observation Wells
- ⊕ Test Hole
- Water Supply

**Data Disclaimer**  
 Produced by GHD Limited under Licence with the Ontario Ministry of Natural Resources and Forestry © King's Printer for Ontario, 2022.



**ASB GREENWORD LTD.**  
 2545 9TH LINE ROAD, METCALFE, ON  
 HYDROGEOLOGICAL ASSESSMENT

Project No. 12567037  
 Revision No.  
 Date Dec 2, 2022

Map Projection: Transverse Mercator  
 Horizontal Datum: North American 1983  
 Grid: NAD 1983 UTM Zone 18N

**MECP WELL LOCATION PLAN APPENDIX A**

# MECP WELL RECORD LISTINGS

Ministry of the Environment, Conservation & Parks (MECP)

© Water Well Information System (WWIS). Ministry of the Environment, Conservation, and Parks. 2021.

Powered by Location Intelligence



*DISCLAIMER: All effort has been taken to ensure the accuracy of the data is the same as the source. There are instances where the original PDF document is different and in those cases, the PDF should be used instead.*

<b>18</b>	<b>Easting:</b>	464580.80
	<b>Northing:</b>	5010792.00
	<b>Elev (masl):</b>	94.93

**Latitude:** 45.249731  
**Longitude:** -75.45136

Well ID: **1507664**

LOCATION  
WELL  
PUMP TEST

**Lot:** 019  
**Con:** 09  
**Municipality:** OTTAWA-CARLETON  
**Township:** OSGOODE TOWNSHIP  
**Street:**  
**City:** n/a

**Well Status:** Water Supply  
**Prim. Use:** n/a  
**Sec. Use:** n/a  
**Boring Method:** Diamond

**Test Method:** CLEAR  
**Pump Set (m):** n/a  
**SWL (ft)** 13  
**Final Level:** 57 ft  
**Pump Rate:** 3 GPM  
**Recom. Rate:** n/a GPM

**Tag:**  
**Audit No:**  
**Contractor License:** 1802  
**Well Completion Date:** 01/09/1961  
**Received Date:** 02/24/1961

**Well Depth (m):** 22.86  
**Depth to Bedrock (m):** 10  
**Depth to Water:** ft  
**Water Kind:** FRESH

**Pipe ID:** 10578269  
**Pump Test ID** 991507664  
**Flowing:** N  
**Pump Duration (hr):** 1  
**Pump Duration (m):** 0

## CASING DETAILS

Layer Value of "0" denotes a Null value and cannot be stratified and ordered.

Layer	Case ID	Casing Diameter	Diameter Units	Material	Top Depth	Bottom Depth
1	930052076	6	inch	STEEL	n/a	14 ft
2	930052077	6	inch	OPEN HOLE	n/a	75 ft

## FORMATION DETAILS

Layer Value of "0" denotes a Null value and cannot be stratified and ordered.

Layer	Material	Material 2	Material 3	Colour	Top Depth	Bottom Depth
1	BOULDERS	CLAY	n/a	n/a	0	10 ft
2	ROCK	LIMESTONE	n/a	n/a	10	75 ft

End of Record

<b>18</b>	<b>Easting:</b>	464920.80
	<b>Northing:</b>	5010512.00
	<b>Elev (masl):</b>	84.66

**Latitude:** 45.247227  
**Longitude:** -75.447008

Well ID: **1507665**

LOCATION  
WELL  
PUMP TEST

**Lot:** 020  
**Con:** 09  
**Municipality:** OTTAWA-CARLETON  
**Township:** OSGOODE TOWNSHIP  
**Street:**  
**City:** n/a

**Well Status:** Water Supply  
**Prim. Use:** n/a  
**Sec. Use:** n/a  
**Boring Method:** Cable Tool

**Test Method:** CLEAR  
**Pump Set (m):** n/a  
**SWL (ft)** 9  
**Final Level:** 19 ft  
**Pump Rate:** 2 GPM  
**Recom. Rate:** n/a GPM

**Tag:**  
**Audit No:**  
**Contractor License:** 1526  
**Well Completion Date:** 12/30/1955  
**Received Date:** 01/06/1956

**Well Depth (m):** 14.0208  
**Depth to Bedrock (m):** 2  
**Depth to Water:** ft  
**Water Kind:** Not stated

**Pipe ID:** 10578270  
**Pump Test ID** 991507665  
**Flowing:** N  
**Pump Duration (hr):** 2  
**Pump Duration (m):** 0

## CASING DETAILS

Layer Value of "0" denotes a Null value and cannot be stratified and ordered.

Layer	Case ID	Casing Diameter	Diameter Units	Material	Top Depth	Bottom Depth
1	930052078	4	inch	STEEL	n/a	7 ft
2	930052079	4	inch	OPEN HOLE	n/a	46 ft

**FORMATION DETAILS**

Layer Value of "0" denotes a Null value and cannot be stratified and ordered.

Layer	Material	Material 2	Material 3	Colour	Top Depth	Bottom Depth
1	TOPSOIL	n/a	n/a	n/a	0	2 ft
2	LIMESTONE	n/a	n/a	n/a	2	46 ft

End of Record

<b>18</b>	<b>Easting:</b>	465260.80
	<b>Northing:</b>	5010722.00
	<b>Elev (masl):</b>	88.22

**Latitude:** 45.249134  
**Longitude:** -75.44269

Well ID: **1507666**

**LOCATION**  
**Lot:** 020  
**Con:** 09  
**Municipality:** OTTAWA-CARLETON  
**Township:** OSGOODE TOWNSHIP  
**Street:**  
**City:** n/a

**Tag:**  
**Audit No:**  
**Contractor License:** 3601  
**Well Completion Date:** 04/23/1963  
**Received Date:** 05/21/1963

**WELL**  
**Well Status:** Water Supply  
**Prim. Use:** n/a  
**Sec. Use:** n/a  
**Boring Method:** Cable Tool

**Well Depth (m):** 15.5448  
**Depth to Bedrock (m):** 10  
**Depth to Water:** ft  
**Water Kind:** FRESH

**PUMP TEST**  
**Test Method:** CLEAR  
**Pump Set (m):** n/a  
**SWL (ft):** 14  
**Final Level:** 16 ft  
**Pump Rate:** 6 GPM  
**Recom. Rate:** 5 GPM

**Pipe ID:** 10578271  
**Pump Test ID:** 991507666  
**Flowing:** N  
**Pump Duration (hr):** 1  
**Pump Duration (m):** 0

**CASING DETAILS**

Layer Value of "0" denotes a Null value and cannot be stratified and ordered.

Layer	Case ID	Casing Diamter	Diamter Units	Material	Top Depth	Bottom Depth
1	930052080	4	inch	STEEL	n/a	21 ft
2	930052081	4	inch	OPEN HOLE	n/a	51 ft

**FORMATION DETAILS**

Layer Value of "0" denotes a Null value and cannot be stratified and ordered.

Layer	Material	Material 2	Material 3	Colour	Top Depth	Bottom Depth
1	CLAY	TOPSOIL	n/a	n/a	0	10 ft
2	LIMESTONE	n/a	n/a	n/a	10	51 ft

End of Record

<b>18</b>	<b>Easting:</b>	464538.80
	<b>Northing:</b>	5010632.00
	<b>Elev (masl):</b>	90.89

**Latitude:** 45.248288  
**Longitude:** -75.451884

Well ID: **1512279**

**LOCATION**  
**Lot:** 020  
**Con:** 09  
**Municipality:** OTTAWA-CARLETON  
**Township:** OSGOODE TOWNSHIP  
**Street:**  
**City:** n/a

**Tag:**  
**Audit No:**  
**Contractor License:** 1836  
**Well Completion Date:** 11/17/1972  
**Received Date:** 01/10/1973

**WELL**  
**Well Status:** Water Supply  
**Prim. Use:** n/a  
**Sec. Use:** n/a  
**Boring Method:** Rotary (Air)

**Well Depth (m):** 28.956  
**Depth to Bedrock (m):** 0  
**Depth to Water:** ft  
**Water Kind:** FRESH

**PUMP TEST**  
**Test Method:** n/a  
**Pump Set (m):** n/a  
**SWL (ft):** 20  
**Final Level:** 95 ft  
**Pump Rate:** 20 GPM  
**Recom. Rate:** 15 GPM

**Pipe ID:** 10582841  
**Pump Test ID:** 991512279  
**Flowing:** N  
**Pump Duration (hr):** 1  
**Pump Duration (m):** 0

**CASING DETAILS**

Layer Value of "0" denotes a Null value and cannot be stratified and ordered.

Layer	Case ID	Casing Diamter	Diamter Units	Material	Top Depth	Bottom Depth
1	930060766	6	inch	STEEL	n/a	21 ft

**FORMATION DETAILS**

Layer Value of "0" denotes a Null value and cannot be stratified and ordered.

Layer	Material	Material 2	Material 3	Colour	Top Depth	Bottom Depth
-------	----------	------------	------------	--------	-----------	--------------

1 LIMESTONE n/a n/a GREY 0 95 ft

End of Record

18	<b>Eastings:</b>	464535.80	<b>Latitude:</b> 45.248693 <b>Longitude:</b> -75.451925
	<b>Northings:</b>	5010677.00	
	<b>Elev (masl):</b>	91.17	

Well ID: 1512297

LOCATION	<b>Lot:</b>	020	<b>Tag:</b>	
	<b>Con:</b>	09	<b>Audit No:</b>	
	<b>Municipality:</b>	OTTAWA-CARLETON	<b>Contractor License:</b>	1505
	<b>Township:</b>	OSGOODE TOWNSHIP	<b>Well Completion Date:</b>	09/08/1972
	<b>Street:</b>		<b>Received Date:</b>	02/07/1973
	<b>City:</b>	n/a		
WELL	<b>Well Status:</b>	Water Supply	<b>Well Depth (m):</b>	87.4776
	<b>Prim. Use:</b>	n/a	<b>Depth to Bedrock (m):</b>	3
	<b>Sec. Use:</b>	n/a	<b>Depth to Water:</b>	ft
	<b>Boring Method:</b>	Rotary (Air)	<b>Water Kind:</b>	FRESH
PUMP TEST	<b>Test Method:</b>	CLEAR	<b>Pipe ID:</b>	10582859
	<b>Pump Set (m):</b>	n/a	<b>Pump Test ID</b>	991512297
	<b>SWL (ft)</b>	18	<b>Flowing:</b>	N
	<b>Final Level:</b>	120 ft	<b>Pump Duration (hr):</b>	10
	<b>Pump Rate:</b>	7 GPM	<b>Pump Duration (m):</b>	0
	<b>Recom. Rate:</b>	7 GPM		

**CASING DETAILS**

Layer Value of "0" denotes a Null value and cannot be stratified and ordered.

Layer	Case ID	Casing Diamter	Diamter Units	Material	Top Depth	Bottom Depth
1	930060792	6	inch	STEEL	n/a	21 ft

**FORMATION DETAILS**

Layer Value of "0" denotes a Null value and cannot be stratified and ordered.

Layer	Material	Material 2	Material 3	Colour	Top Depth	Bottom Depth
1	TOPSOIL	SAND	n/a	BROWN	0	3 ft
2	LIMESTONE	SANDSTONE	n/a	GREY	3	287 ft

End of Record

18	<b>Eastings:</b>	464555.80	<b>Latitude:</b> 45.249864 <b>Longitude:</b> -75.45168
	<b>Northings:</b>	5010807.00	
	<b>Elev (masl):</b>	94.29	

Well ID: 1512298

LOCATION	<b>Lot:</b>	019	<b>Tag:</b>	
	<b>Con:</b>	09	<b>Audit No:</b>	
	<b>Municipality:</b>	OTTAWA-CARLETON	<b>Contractor License:</b>	1505
	<b>Township:</b>	OSGOODE TOWNSHIP	<b>Well Completion Date:</b>	09/12/1972
	<b>Street:</b>		<b>Received Date:</b>	02/07/1973
	<b>City:</b>	n/a		
WELL	<b>Well Status:</b>	Water Supply	<b>Well Depth (m):</b>	92.964
	<b>Prim. Use:</b>	n/a	<b>Depth to Bedrock (m):</b>	4
	<b>Sec. Use:</b>	Industrial	<b>Depth to Water:</b>	ft
	<b>Boring Method:</b>	Rotary (Air)	<b>Water Kind:</b>	FRESH
PUMP TEST	<b>Test Method:</b>	CLEAR	<b>Pipe ID:</b>	10582860
	<b>Pump Set (m):</b>	n/a	<b>Pump Test ID</b>	991512298
	<b>SWL (ft)</b>	21	<b>Flowing:</b>	N
	<b>Final Level:</b>	120 ft	<b>Pump Duration (hr):</b>	10
	<b>Pump Rate:</b>	18 GPM	<b>Pump Duration (m):</b>	0
	<b>Recom. Rate:</b>	18 GPM		

**CASING DETAILS**

Layer Value of "0" denotes a Null value and cannot be stratified and ordered.

Layer	Case ID	Casing Diamter	Diamter Units	Material	Top Depth	Bottom Depth
1	930060793	6	inch	STEEL	n/a	22 ft

**FORMATION DETAILS**

Layer Value of "0" denotes a Null value and cannot be stratified and ordered.

Layer	Material	Material 2	Material 3	Colour	Top Depth	Bottom Depth
1	TOPSOIL	SAND	n/a	BROWN	0	4 ft
2	LIMESTONE	SANDSTONE	n/a	GREY	4	305 ft



<b>18</b>	<b>Eastings:</b>	464380.80
	<b>Northings:</b>	5010523.00
	<b>Elev (masl):</b>	93.30

**Latitude:** 45.247299  
**Longitude:** -75.453889

Well ID: **1513409**

**LOCATION**  
**Lot:** 020  
**Con:** 08  
**Municipality:** OTTAWA-CARLETON  
**Township:** OSGOODER TOWNSHIP  
**Street:**  
**City:** n/a

**WELL**  
**Well Status:** Water Supply  
**Prim. Use:** n/a  
**Sec. Use:** n/a  
**Boring Method:** Cable Tool

**PUMP TEST**  
**Test Method:** CLOUDY  
**Pump Set (m):** n/a  
**SWL (ft):** -20  
**Final Level:** 35 ft  
**Pump Rate:** 10 GPM  
**Recom. Rate:** 5 GPM

**Tag:**  
**Audit No:**  
**Contractor License:** 1517  
**Well Completion Date:** 08/15/1973  
**Received Date:** 09/10/1973

**Well Depth (m):** 18.288  
**Depth to Bedrock (m):** 4  
**Depth to Water:** ft  
**Water Kind:** FRESH

**Pipe ID:** 10583965  
**Pump Test ID:** 991513409  
**Flowing:** Y  
**Pump Duration (hr):** 1  
**Pump Duration (m):** 10

#### CASING DETAILS

Layer Value of "0" denotes a Null value and cannot be stratified and ordered.

Layer	Case ID	Casing Diameter	Diameter Units	Material	Top Depth	Bottom Depth
1	930062677	5	inch	STEEL	n/a	11 ft

#### FORMATION DETAILS

Layer Value of "0" denotes a Null value and cannot be stratified and ordered.

Layer	Material	Material 2	Material 3	Colour	Top Depth	Bottom Depth
1	SAND	n/a	n/a	YELLOW	0	4 ft
2	SANDSTONE	n/a	n/a	BLACK	4	60 ft

<b>18</b>	<b>Eastings:</b>	464810.80
	<b>Northings:</b>	5010249.00
	<b>Elev (masl):</b>	82.84

**Latitude:** 45.244855  
**Longitude:** -75.448391

Well ID: **1513795**

**LOCATION**  
**Lot:** 021  
**Con:** 09  
**Municipality:** OTTAWA-CARLETON  
**Township:** OSGOODER TOWNSHIP  
**Street:**  
**City:** n/a

**WELL**  
**Well Status:** Water Supply  
**Prim. Use:** n/a  
**Sec. Use:** n/a  
**Boring Method:** Air Percussion

**PUMP TEST**  
**Test Method:** n/a  
**Pump Set (m):** n/a  
**SWL (ft):** 22  
**Final Level:** 50 ft  
**Pump Rate:** 40 GPM  
**Recom. Rate:** 5 GPM

**Tag:**  
**Audit No:**  
**Contractor License:** 3658  
**Well Completion Date:** 07/27/1973  
**Received Date:** 02/11/1974

**Well Depth (m):** 82.296  
**Depth to Bedrock (m):** 3  
**Depth to Water:** ft  
**Water Kind:** FRESH

**Pipe ID:** 10584347  
**Pump Test ID:** 991513795  
**Flowing:** N  
**Pump Duration (hr):** 2  
**Pump Duration (m):** 0

#### CASING DETAILS

Layer Value of "0" denotes a Null value and cannot be stratified and ordered.

Layer	Case ID	Casing Diameter	Diameter Units	Material	Top Depth	Bottom Depth
1	930063266	6	inch	STEEL	n/a	19 ft
2	930063267	6	inch	OPEN HOLE	n/a	270 ft

#### FORMATION DETAILS

Layer Value of "0" denotes a Null value and cannot be stratified and ordered.

Layer	Material	Material 2	Material 3	Colour	Top Depth	Bottom Depth
1	CLAY	TOPSOIL	n/a	BROWN	0	3 ft
2	LIMESTONE	n/a	n/a	GREY	3	260 ft
3	SANDSTONE	n/a	n/a	GREY	260	270 ft

<b>18</b>	<b>Eastings:</b>	464829.80
	<b>Northings:</b>	5010328.00
	<b>Elev (masl):</b>	83.40

**Latitude:** 45.245567  
**Longitude:** -75.448154

Well ID: **1513804**

LOCATION

**Lot:** 021  
**Con:** 09  
**Municipality:** OTTAWA-CARLETON  
**Township:** OSGOODE TOWNSHIP  
**Street:**  
**City:** n/a

**Tag:**  
**Audit No:**  
**Contractor License:** 3658  
**Well Completion Date:** 06/10/1973  
**Received Date:** 02/11/1974

WELL

**Well Status:** Water Supply  
**Prim. Use:** n/a  
**Sec. Use:** n/a  
**Boring Method:** Air Percussion

**Well Depth (m):** 86.5632  
**Depth to Bedrock (m):** 3  
**Depth to Water:** ft  
**Water Kind:** FRESH

PUMP TEST

**Test Method:** CLEAR  
**Pump Set (m):** n/a  
**SWL (ft):** 28  
**Final Level:** 90 ft  
**Pump Rate:** 15 GPM  
**Recom. Rate:** 5 GPM

**Pipe ID:** 10584356  
**Pump Test ID:** 991513804  
**Flowing:** N  
**Pump Duration (hr):** 2  
**Pump Duration (m):** 0

**CASING DETAILS**

Layer Value of "0" denotes a Null value and cannot be stratified and ordered.

Layer	Case ID	Casing Diamter	Diamter Units	Material	Top Depth	Bottom Depth
1	930063282	6	inch	STEEL	n/a	21 ft
2	930063283	6	inch	OPEN HOLE	n/a	284 ft

**FORMATION DETAILS**

Layer Value of "0" denotes a Null value and cannot be stratified and ordered.

Layer	Material	Material 2	Material 3	Colour	Top Depth	Bottom Depth
1	CLAY	GRAVEL	SAND	BROWN	0	3 ft
2	LIMESTONE	n/a	n/a	GREY	3	262 ft
3	SANDSTONE	n/a	n/a	GREY	262	284 ft

<b>18</b>	<b>Eastings:</b>	464749.80
	<b>Northings:</b>	5010418.00
	<b>Elev (masl):</b>	85.60

**Latitude:** 45.246373  
**Longitude:** -75.44918

Well ID: **1514107**

LOCATION

**Lot:** 020  
**Con:** 09  
**Municipality:** OTTAWA-CARLETON  
**Township:** OSGOODE TOWNSHIP  
**Street:**  
**City:** n/a

**Tag:**  
**Audit No:**  
**Contractor License:** 2308  
**Well Completion Date:** 06/20/1974  
**Received Date:** 07/02/1974

WELL

**Well Status:** Water Supply  
**Prim. Use:** n/a  
**Sec. Use:** n/a  
**Boring Method:** Cable Tool

**Well Depth (m):** 15.24  
**Depth to Bedrock (m):** 8  
**Depth to Water:** ft  
**Water Kind:** FRESH

PUMP TEST

**Test Method:** CLEAR  
**Pump Set (m):** n/a  
**SWL (ft):** 10  
**Final Level:** 30 ft  
**Pump Rate:** 20 GPM  
**Recom. Rate:** 5 GPM

**Pipe ID:** 10584656  
**Pump Test ID:** 991514107  
**Flowing:** N  
**Pump Duration (hr):** 2  
**Pump Duration (m):** 0

**CASING DETAILS**

Layer Value of "0" denotes a Null value and cannot be stratified and ordered.

Layer	Case ID	Casing Diamter	Diamter Units	Material	Top Depth	Bottom Depth
1	930063750	5	inch	STEEL	n/a	19 ft
2	930063751	5	inch	OPEN HOLE	n/a	50 ft

**FORMATION DETAILS**

Layer Value of "0" denotes a Null value and cannot be stratified and ordered.

Layer	Material	Material 2	Material 3	Colour	Top Depth	Bottom Depth
1	HARDPAN	n/a	n/a	n/a	0	8 ft
2	LIMESTONE	n/a	n/a	n/a	8	50 ft

<b>18</b>	<b>Eastings:</b>	464571.80
	<b>Northings:</b>	5010777.00
	<b>Elev (masl):</b>	94.49

**Latitude:** 45.249595  
**Longitude:** -75.451474

**Well ID:** **1514164**

LOCATION  
WELL  
PUMP TEST

**Lot:** 019  
**Con:** 09  
**Municipality:** OTTAWA-CARLETON  
**Township:** OSGOODE TOWNSHIP  
**Street:**  
**City:** n/a

**Well Status:** Water Supply  
**Prim. Use:** n/a  
**Sec. Use:** n/a  
**Boring Method:** Rotary (Air)

**Test Method:** CLEAR  
**Pump Set (m):** n/a  
**SWL (ft):** 35  
**Final Level:** 85 ft  
**Pump Rate:** 15 GPM  
**Recom. Rate:** 12 GPM

**Tag:**  
**Audit No:**  
**Contractor License:** 1836  
**Well Completion Date:** 05/27/1974  
**Received Date:** 08/01/1974

**Well Depth (m):** 27.432  
**Depth to Bedrock (m):** 3  
**Depth to Water:** ft  
**Water Kind:** FRESH

**Pipe ID:** 10584711  
**Pump Test ID:** 991514164  
**Flowing:** N  
**Pump Duration (hr):** 1  
**Pump Duration (m):** 0

**CASING DETAILS**

Layer Value of "0" denotes a Null value and cannot be stratified and ordered.

Layer	Case ID	Casing Diamter	Diamter Units	Material	Top Depth	Bottom Depth
1	930063848	6	inch	STEEL	n/a	22 ft
2	930063849	6	inch	OPEN HOLE	n/a	90 ft

**FORMATION DETAILS**

Layer Value of "0" denotes a Null value and cannot be stratified and ordered.

Layer	Material	Material 2	Material 3	Colour	Top Depth	Bottom Depth
1	BOULDERS	n/a	n/a	n/a	0	3 ft
2	LIMESTONE	n/a	n/a	n/a	3	90 ft

End of Record

<b>18</b>	<b>Eastings:</b>	464659.80
	<b>Northings:</b>	5010811.00
	<b>Elev (masl):</b>	94.26

**Latitude:** 45.249906  
**Longitude:** -75.450355

**Well ID:** **1514335**

LOCATION  
WELL  
PUMP TEST

**Lot:** 019  
**Con:** 09  
**Municipality:** OTTAWA-CARLETON  
**Township:** OSGOODE TOWNSHIP  
**Street:**  
**City:** n/a

**Well Status:** Abandoned-Supply  
**Prim. Use:** n/a  
**Sec. Use:** n/a  
**Boring Method:** Rotary (Air)

**Test Method:**  
**Pump Set (m):**  
**SWL (ft):**  
**Final Level:**  
**Pump Rate:**  
**Recom. Rate:**

**Tag:**  
**Audit No:**  
**Contractor License:** 1836  
**Well Completion Date:** 10/07/1974  
**Received Date:** 10/23/1974

**Well Depth (m):** 68.58  
**Depth to Bedrock (m):** 0  
**Depth to Water:**  
**Water Kind:**

**Pipe ID:**  
**Pump Test ID:**  
**Flowing:**  
**Pump Duration (hr):**  
**Pump Duration (m):**

**CASING DETAILS**

Layer Value of "0" denotes a Null value and cannot be stratified and ordered.

Layer	Case ID	Casing Diamter	Diamter Units	Material	Top Depth	Bottom Depth
1	930064168	6	inch	STEEL	n/a	22 ft

**FORMATION DETAILS**

Layer Value of "0" denotes a Null value and cannot be stratified and ordered.

Layer	Material	Material 2	Material 3	Colour	Top Depth	Bottom Depth
1	LIMESTONE	n/a	n/a	n/a	0	225 ft

End of Record

<b>18</b>	<b>Eastings:</b>	464623.80
	<b>Northings:</b>	5010757.00
	<b>Elev (masl):</b>	

**Latitude:** 45.249418  
**Longitude:** -75.45081

**Well ID:** **1514336**

Elev (masl): 94.06

**LOCATION**  
Lot: 019  
Con: 09  
Municipality: OTTAWA-CARLETON  
Township: OSGOODE TOWNSHIP  
Street:  
City: n/a

Tag:  
Audit No:  
Contractor License: 1836  
Well Completion Date: 10/09/1974  
Received Date: 10/23/1974

**WELL**  
Well Status: Water Supply  
Prim. Use: n/a  
Sec. Use: n/a  
Boring Method: Rotary (Air)

Well Depth (m): 76.2  
Depth to Bedrock (m): 4  
Depth to Water: ft  
Water Kind: FRESH

**PUMP TEST**  
Test Method: CLEAR  
Pump Set (m): n/a  
SWL (ft): 22  
Final Level: 230 ft  
Pump Rate: 25 GPM  
Recom. Rate: 20 GPM

Pipe ID: 10584881  
Pump Test ID: 991514336  
Flowing: N  
Pump Duration (hr): 1  
Pump Duration (m): 0

**CASING DETAILS**

Layer Value of "0" denotes a Null value and cannot be stratified and ordered.

Layer	Case ID	Casing Diameter	Diameter Units	Material	Top Depth	Bottom Depth
1	930064169	6	inch	STEEL	n/a	21 ft
2	930064170	6	inch	OPEN HOLE	n/a	250 ft

**FORMATION DETAILS**

Layer Value of "0" denotes a Null value and cannot be stratified and ordered.

Layer	Material	Material 2	Material 3	Colour	Top Depth	Bottom Depth
1	GRAVEL	n/a	n/a	n/a	0	4 ft
2	LIMESTONE	n/a	n/a	n/a	4	220 ft
3	SANDSTONE	n/a	n/a	n/a	220	250 ft

End of Record

<b>18</b>	<b>Eastings:</b>	464611.80
	<b>Northings:</b>	5010139.00
	<b>Elev (masl):</b>	83.14

**Latitude:** 45.243854  
**Longitude:** -75.450919

Well ID: **1515480**

**LOCATION**  
Lot: 021  
Con: 08  
Municipality: OTTAWA-CARLETON  
Township: OSGOODE TOWNSHIP  
Street:  
City: n/a

Tag:  
Audit No:  
Contractor License: 1505  
Well Completion Date: 06/16/1976  
Received Date: 07/28/1976

**WELL**  
Well Status: Observation Wells  
Prim. Use: n/a  
Sec. Use: n/a  
Boring Method: Rotary (Air)

Well Depth (m): 19.812  
Depth to Bedrock (m): 13  
Depth to Water:  
Water Kind:

**PUMP TEST**  
Test Method: n/a  
Pump Set (m): n/a  
SWL (ft): 7  
Final Level: n/a ft  
Pump Rate: n/a GPM  
Recom. Rate: n/a GPM

Pipe ID: 10585996  
Pump Test ID: 991515480  
Flowing: N  
Pump Duration (hr): n/a  
Pump Duration (m): n/a

**CASING DETAILS**

Layer Value of "0" denotes a Null value and cannot be stratified and ordered.

Layer	Case ID	Casing Diameter	Diameter Units	Material	Top Depth	Bottom Depth
1	930066030	6	inch	STEEL	n/a	13 ft

**FORMATION DETAILS**

Layer Value of "0" denotes a Null value and cannot be stratified and ordered.

Layer	Material	Material 2	Material 3	Colour	Top Depth	Bottom Depth
1	SAND	GRAVEL	HARDPAN	BROWN	0	3 ft
2	BOULDERS	n/a	n/a	GREY	3	4 ft
3	SAND	GRAVEL	HARDPAN	BROWN	4	13 ft
4	LIMESTONE	n/a	n/a	GREY	13	65 ft

End of Record

<b>18</b>	<b>Eastings:</b>	464570.80
	<b>Northings:</b>	5010202.00
	<b>Elev (masl):</b>	84.35

**Latitude:** 45.244419  
**Longitude:** -75.451445

Well ID: **1515548**

LOCATION  
WELL  
PUMP TEST

Lot: 08  
 Con: 08  
 Municipality: OTTAWA-CARLETON  
 Township: OSGOODE TOWNSHIP  
 Street:  
 City: n/a

Tag:  
 Audit No:  
 Contractor License: 1505  
 Well Completion Date: 06/16/1976  
 Received Date: 08/19/1976

Well Status: Test Hole  
 Prim. Use: n/a  
 Sec. Use: n/a  
 Boring Method: Rotary (Air)

Well Depth (m): 43.8912  
 Depth to Bedrock (m): 3  
 Depth to Water: ft  
 Water Kind: SULPHUR

Test Method: n/a  
 Pump Set (m): n/a  
 SWL (ft): n/a  
 Final Level: n/a ft  
 Pump Rate: n/a GPM  
 Recom. Rate: n/a GPM

Pipe ID: 10586064  
 Pump Test ID: 991515548  
 Flowing: N  
 Pump Duration (hr): n/a  
 Pump Duration (m): n/a

**CASING DETAILS**

Layer Value of "0" denotes a Null value and cannot be stratified and ordered.

Layer	Case ID	Casing Diameter	Diameter Units	Material	Top Depth	Bottom Depth
1	930066146	6	inch	STEEL	n/a	19 ft

**FORMATION DETAILS**

Layer Value of "0" denotes a Null value and cannot be stratified and ordered.

Layer	Material	Material 2	Material 3	Colour	Top Depth	Bottom Depth
1	SAND	GRAVEL	TILL	BROWN	0	3 ft
2	LIMESTONE	BOULDERS	n/a	GREY	3	4 ft
3	SAND	GRAVEL	TILL	BROWN	4	13 ft
4	GRAVEL	SAND	TILL	BROWN	13	16 ft
5	LIMESTONE	n/a	n/a	GREY	16	144 ft

End of Record

<b>18</b>	Eastings:	464530.80
	Northing:	5010802.00
	Elev (masl):	92.96

Latitude: 45.249818  
 Longitude: -75.451998

Well ID: **1516652**

LOCATION  
WELL  
PUMP TEST

Lot: 019  
 Con: 09  
 Municipality: OTTAWA-CARLETON  
 Township: OSGOODE TOWNSHIP  
 Street:  
 City: n/a

Tag:  
 Audit No:  
 Contractor License: 1558  
 Well Completion Date: 08/04/1978  
 Received Date: 09/08/1978

Well Status: Water Supply  
 Prim. Use: n/a  
 Sec. Use: n/a  
 Boring Method: Cable Tool

Well Depth (m): 19.812  
 Depth to Bedrock (m): 9  
 Depth to Water: ft  
 Water Kind: FRESH

Test Method: CLOUDY  
 Pump Set (m): n/a  
 SWL (ft): 30  
 Final Level: 30 ft  
 Pump Rate: 30 GPM  
 Recom. Rate: 5 GPM

Pipe ID: 10587128  
 Pump Test ID: 991516652  
 Flowing: N  
 Pump Duration (hr): 1  
 Pump Duration (m): 0

**CASING DETAILS**

Layer Value of "0" denotes a Null value and cannot be stratified and ordered.

Layer	Case ID	Casing Diameter	Diameter Units	Material	Top Depth	Bottom Depth
1	930067730	8	inch	STEEL	n/a	20 ft
2	930067731	8	inch	OPEN HOLE	n/a	65 ft

**FORMATION DETAILS**

Layer Value of "0" denotes a Null value and cannot be stratified and ordered.

Layer	Material	Material 2	Material 3	Colour	Top Depth	Bottom Depth
1	CLAY	SAND	BOULDERS	BROWN	0	9 ft
2	LIMESTONE	n/a	n/a	GREY	9	20 ft
3	LIMESTONE	VERY	HARD	GREY	20	50 ft
4	LIMESTONE	HARD	n/a	BLACK	50	65 ft

End of Record

<b>18</b>	Eastings:	464474.00
	Northing:	5010746.00
	Elev (masl):	92.06

Latitude: 45.249311  
 Longitude: -75.452718

Well ID: **1535357**

**LOCATION**  
**Lot:** n/a  
**Con:** n/a  
**Municipality:** OTTAWA-CARLETON  
**Township:** OSGOODE TOWNSHIP  
**Street:** 9TH LINE  
**City:** METCALF

**Tag:** A012448  
**Audit No:** Z12517  
**Contractor License:** 1517  
**Well Completion Date:** 10/28/2004  
**Received Date:** 01/14/2005

**WELL**  
**Well Status:** Abandoned-Other  
**Prim. Use:** n/a  
**Sec. Use:** n/a  
**Boring Method:** n/a

**Well Depth (m):** 0  
**Depth to Bedrock (m):** n/a  
**Depth to Water:**  
**Water Kind:**

**PUMP TEST**  
**Test Method:**  
**Pump Set (m):**  
**SWL (ft)**  
**Final Level:**  
**Pump Rate:**  
**Recom. Rate:**

**Pipe ID:**  
**Pump Test ID**  
**Flowing:**  
**Pump Duration (hr):**  
**Pump Duration (m):**

**CASING DETAILS**

Layer Value of "0" denotes a Null value and cannot be stratified and ordered.

Layer	Case ID	Casing Diamter	Diamter Units	Material	Top Depth	Bottom Depth
-------	---------	----------------	---------------	----------	-----------	--------------

**FORMATION DETAILS**

Layer Value of "0" denotes a Null value and cannot be stratified and ordered.

Layer	Material	Material 2	Material 3	Colour	Top Depth	Bottom Depth
-------	----------	------------	------------	--------	-----------	--------------

End of Record

<b>18</b>	<b>Easting:</b>	464485.00
	<b>Northing:</b>	5010761.00
	<b>Elev (masl):</b>	91.58

**Latitude:** 45.249447  
**Longitude:** -75.452579

Well ID: **7045997**

**LOCATION**  
**Lot:** 019  
**Con:** 09  
**Municipality:** OTTAWA-CARLETON  
**Township:** OSGOODE TOWNSHIP  
**Street:** 2545 9TH LINE ROAD  
**City:** METCALF

**Tag:** A035017  
**Audit No:** Z38810  
**Contractor License:** 1517  
**Well Completion Date:** 05/31/2007  
**Received Date:** 07/03/2007

**WELL**  
**Well Status:** Abandoned-Other  
**Prim. Use:** n/a  
**Sec. Use:** n/a  
**Boring Method:**

**Well Depth (m):** 0  
**Depth to Bedrock (m):** n/a  
**Depth to Water:**  
**Water Kind:**

**PUMP TEST**  
**Test Method:**  
**Pump Set (m):**  
**SWL (ft)**  
**Final Level:**  
**Pump Rate:**  
**Recom. Rate:**

**Pipe ID:**  
**Pump Test ID**  
**Flowing:**  
**Pump Duration (hr):**  
**Pump Duration (m):**

**CASING DETAILS**

Layer Value of "0" denotes a Null value and cannot be stratified and ordered.

Layer	Case ID	Casing Diamter	Diamter Units	Material	Top Depth	Bottom Depth
-------	---------	----------------	---------------	----------	-----------	--------------

**FORMATION DETAILS**

Layer Value of "0" denotes a Null value and cannot be stratified and ordered.

Layer	Material	Material 2	Material 3	Colour	Top Depth	Bottom Depth
-------	----------	------------	------------	--------	-----------	--------------

End of Record

<b>18</b>	<b>Easting:</b>	464501.00
	<b>Northing:</b>	5010496.00
	<b>Elev (masl):</b>	89.57

**Latitude:** 45.247062  
**Longitude:** -75.452356

Well ID: **7045998**

LOCATION  
WELL  
PUMP TEST

Lot:  
Con:  
Municipality: OTTAWA-CARLETON  
Township: OSGOODE TOWNSHIP  
Street: 9TH LINE 2540  
City: METCALF

Tag: A035019  
Audit No: Z38812  
Contractor License: 1517  
Well Completion Date: 05/01/2007  
Received Date: 07/03/2007

Well Status: Abandoned-Other  
Prim. Use: n/a  
Sec. Use: n/a  
Boring Method:

Well Depth (m): 0  
Depth to Bedrock (m): n/a  
Depth to Water:  
Water Kind:

Test Method:  
Pump Set (m):  
SWL (ft)  
Final Level:  
Pump Rate:  
Recom. Rate:

Pipe ID:  
Pump Test ID  
Flowing:  
Pump Duration (hr):  
Pump Duration (m):

**CASING DETAILS**

Layer Value of "0" denotes a Null value and cannot be stratified and ordered.

Layer	Case ID	Casing Diameter	Diameter Units	Material	Top Depth	Bottom Depth
-------	---------	-----------------	----------------	----------	-----------	--------------

**FORMATION DETAILS**

Layer Value of "0" denotes a Null value and cannot be stratified and ordered.

Layer	Material	Material 2	Material 3	Colour	Top Depth	Bottom Depth
-------	----------	------------	------------	--------	-----------	--------------

End of Record

<b>18</b>	<b>Easting:</b>	464463.00
	<b>Northing:</b>	5010857.00
	<b>Elev (masl):</b>	90.94

Latitude: 45.25031  
Longitude: -75.452866

Well ID: **7046030**

LOCATION  
WELL  
PUMP TEST

Lot: 019  
Con: 09  
Municipality: OTTAWA-CARLETON  
Township: OSGOODE TOWNSHIP  
Street: 9TH LINE ROAD 2545  
City: METCALF

Tag: A035018  
Audit No: Z38811  
Contractor License: 1517  
Well Completion Date: 05/31/2007  
Received Date: 07/03/2007

Well Status: Abandoned-Other  
Prim. Use: n/a  
Sec. Use: n/a  
Boring Method:

Well Depth (m): 0  
Depth to Bedrock (m): n/a  
Depth to Water:  
Water Kind:

Test Method:  
Pump Set (m):  
SWL (ft)  
Final Level:  
Pump Rate:  
Recom. Rate:

Pipe ID:  
Pump Test ID  
Flowing:  
Pump Duration (hr):  
Pump Duration (m):

**CASING DETAILS**

Layer Value of "0" denotes a Null value and cannot be stratified and ordered.

Layer	Case ID	Casing Diameter	Diameter Units	Material	Top Depth	Bottom Depth
-------	---------	-----------------	----------------	----------	-----------	--------------

**FORMATION DETAILS**

Layer Value of "0" denotes a Null value and cannot be stratified and ordered.

Layer	Material	Material 2	Material 3	Colour	Top Depth	Bottom Depth
-------	----------	------------	------------	--------	-----------	--------------

End of Record

# **Appendix B**

## **Photographs**





Photo 1 - View of drilled water well TW-1 and pump shed/building.



Photo 2 - Interior view of well pit of drilled water well TW-1.



## Site Photographs



Photo 3 - Location of drilled well M-1 used as an observation well.



Photo 4 - Interior view of well pit of drilled water well M-1.





Photo 5 - View of building that houses drilled water well TW-2.




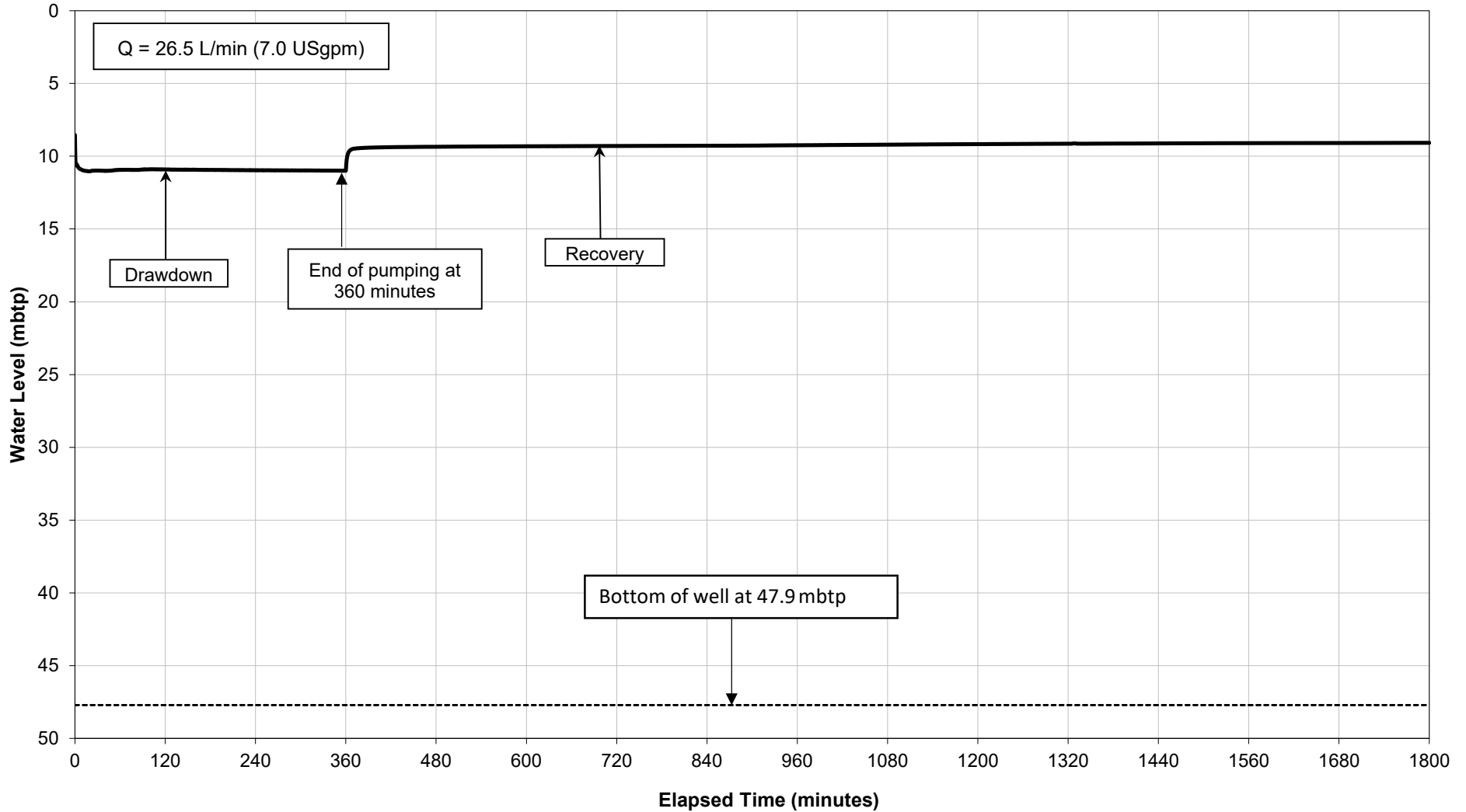
Photo 6 – Drilled water well TW-2 located inside pump house.



# **Appendix C**

## **Aquifer Performance Testing**

## PUMP HISTORY CURVE TW-1: October 26-27, 2022



### PUMP HISTORY CURVE

Drilled Well  
MECP Well ID: Unknown  
Static Level = 8.54 mbtp (8.30 mbgs)

Note: m = metres; mbtp = metres below top of pipe; mbgs = metres below ground surface; Stick up = 0.24 m

DATE: December 2022

LOCATION: 2545 9th Line, Metcalfe, Ontario

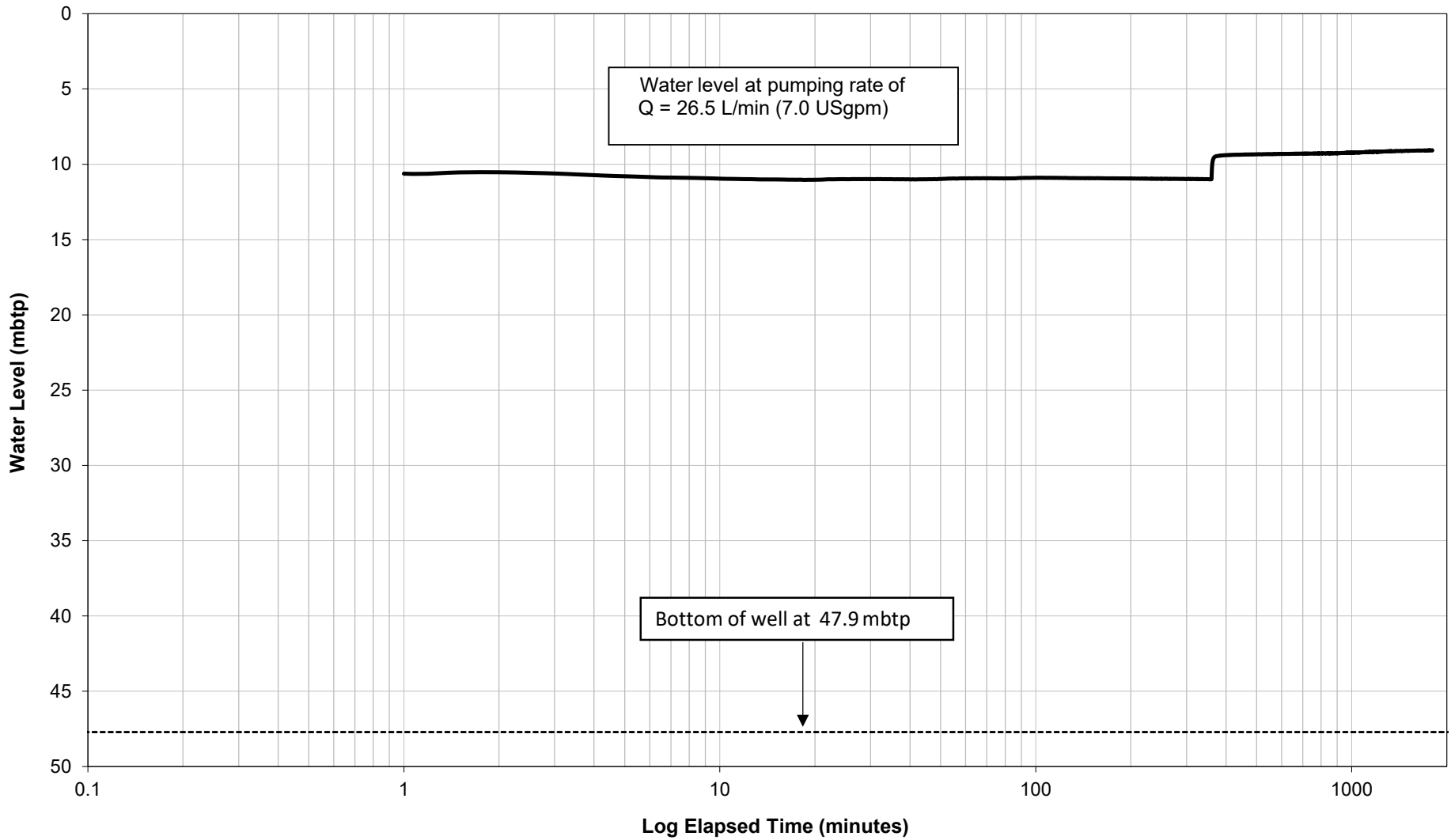
JOB NUMBER: 12586015

DRAWING NUMBER: C-1



347 PIDO ROAD, UNIT 29  
PETERBOROUGH, ON K9J 6X7  
www.ghd.com

**CONSTANT RATE TEST: WATER LEVEL vs. LOG ELAPSED TIME**  
**TW-1: October 26-27, 2022**



**CONSTANT RATE**

Drilled Well  
 MECP Well ID: Unknown  
 Static Level = 8.54 mbtp (8.30 mbgs)

Note: m = metres; mbtp = metres below top of pipe; mbgs = metres below ground surface; Stick up = 0.24 m

DATE: December 2022

LOCATION: 2545 9th Line, Metcalfe, Ontario

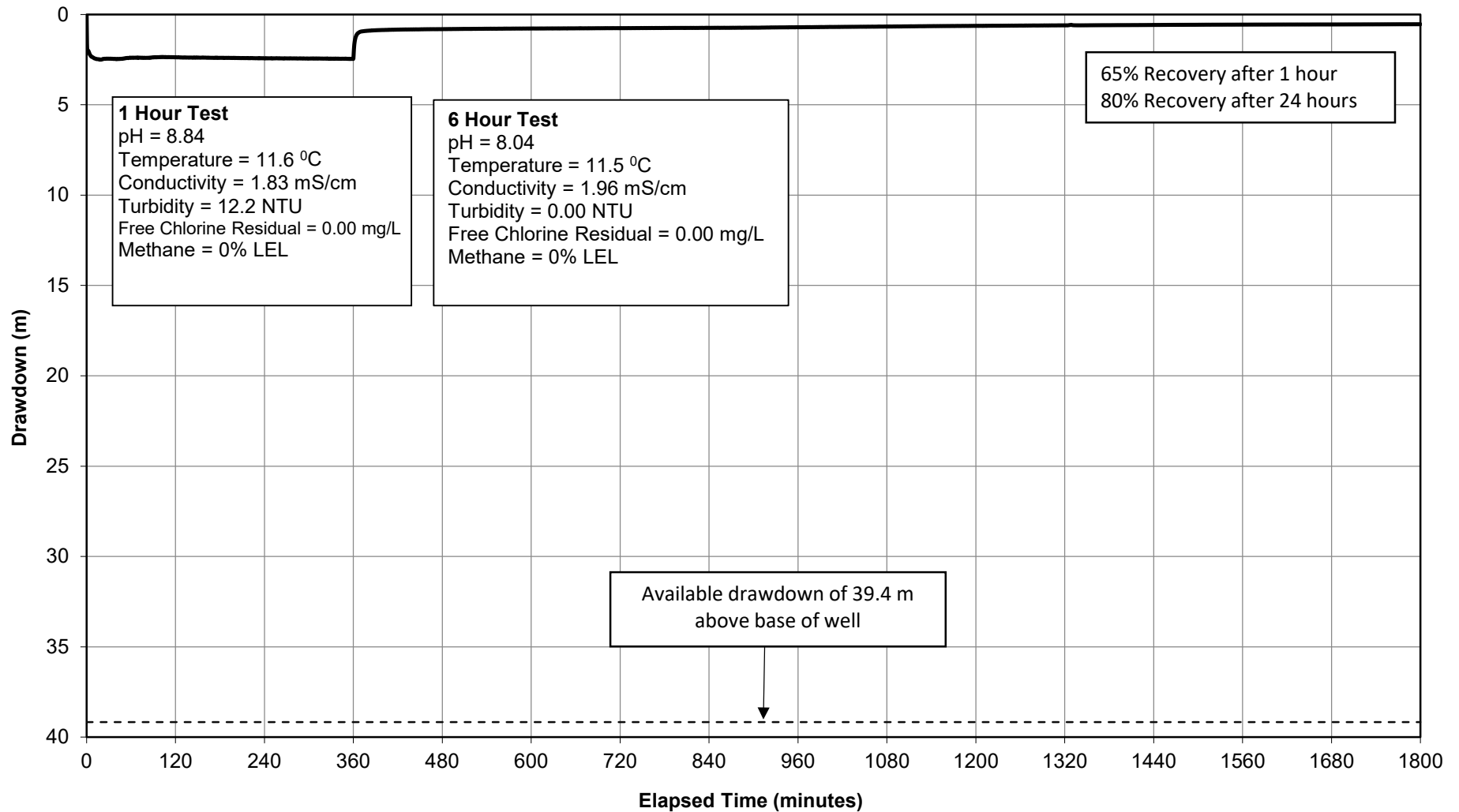
JOB NUMBER: 12586015

DRAWING NUMBER: C-2



347 PIDO ROAD, UNIT 29  
 PETERBOROUGH, ON K9J 6X7  
 www.ghd.com

**CONSTANT RATE DRAWDOWN, RECOVERY AND TESTING DETAILS  
TW-1: October 26-27, 2022**



**CONSTANT RATE DRAWDOWN**

Drilled Well  
MECP Well ID: Unknown  
Static Level = 8.54 mbtp (8.30 mbgs)

Note: m = metres; mbtp = metres below top of pipe; mbgs = metres below ground surface; Stick up = 0.24 m

DATE: December 2022

LOCATION: 2545 9th Line, Metcalfe, Ontario

JOB NUMBER: 12586015

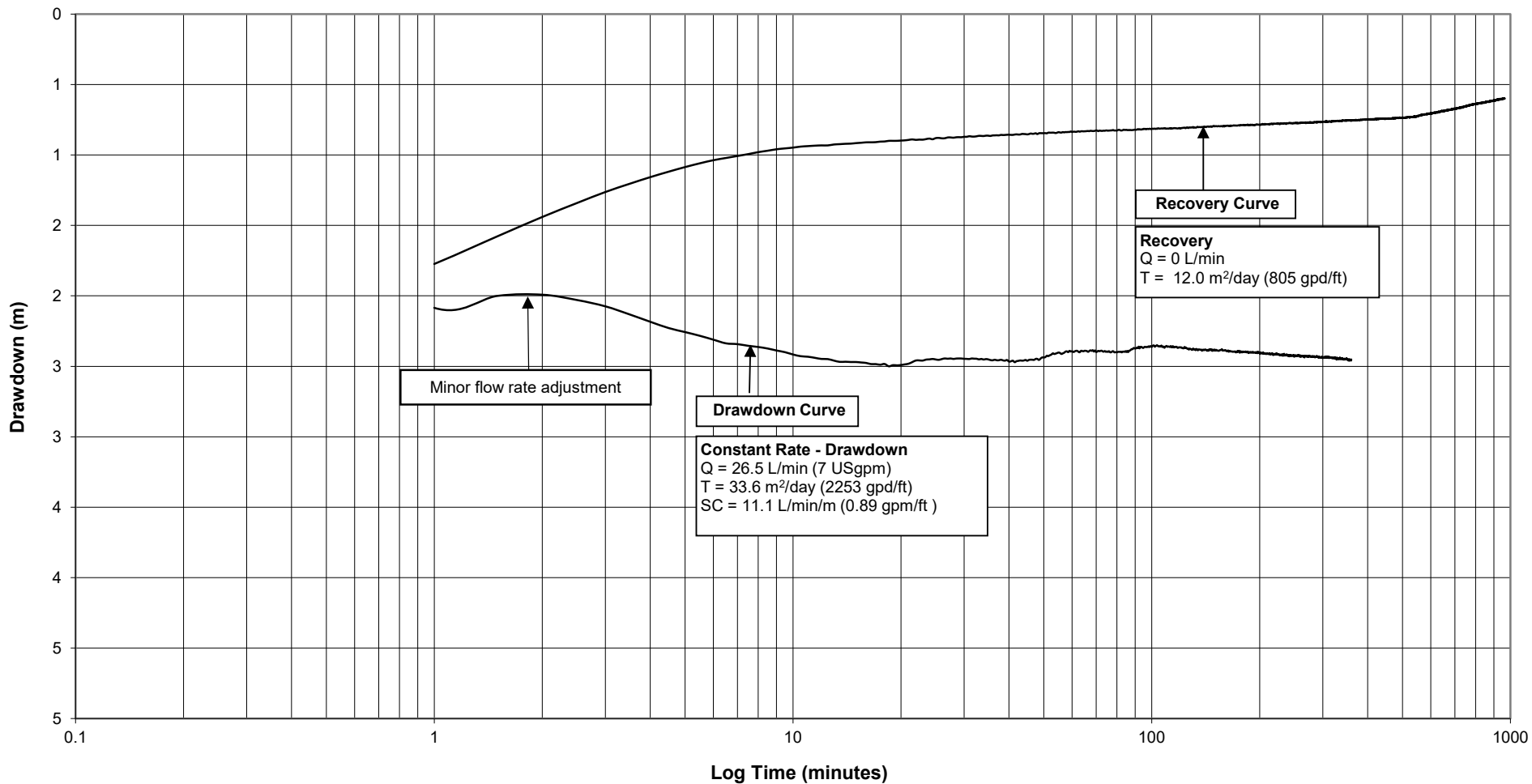
DRAWING NUMBER: C-3



347 PIDO ROAD, UNIT 29  
PETERBOROUGH, ON K9J 6X7

www.ghd.com

**CONSTANT RATE: DRAWDOWN and RECOVERY VS LOG TIME  
TW-1: October 26-27, 2022**



**TRANSMISSIVITY**

Drilled Well  
 MECP Well ID: Unknown  
 Static Level = 8.54 mbtp (8.30 mbgs)

Note: m = metres; mbtp = metres below top of pipe; mbgs = metres below ground surface; Stick up = 0.24 m

DATE: December 2022

LOCATION: 2545 9th Line, Metcalfe, Ontario

JOB NUMBER: 12586015

DRAWING NUMBER: C-4

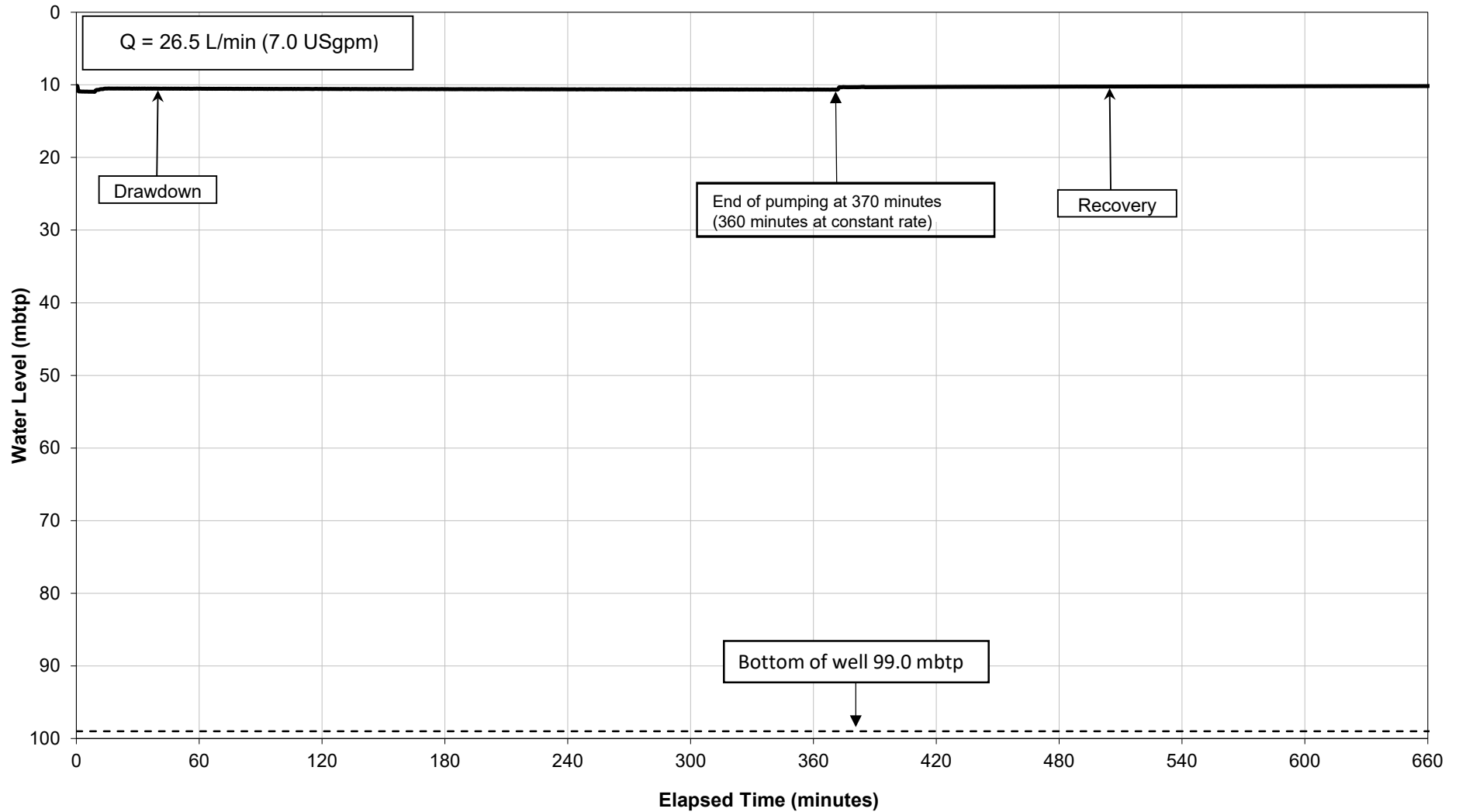


347 PIDO ROAD, UNIT 29  
 PETERBOROUGH, ON K9J 6X7

www.ghd.com



**PUMP HISTORY CURVE  
TW-2: October 27, 2022**



**PUMP HISTORY CURVE**

Drilled Well  
MECP Well ID: Unknown  
Static Level = 10.16 mbtp (9.74 mbg)

Note: m = metres; mbtp = metres below top of pipe; mbgs = metres below ground surface; Stick up = 0.42 m

DATE: December 2022

LOCATION: 2545 9th Line, Metcalfe, Ontario

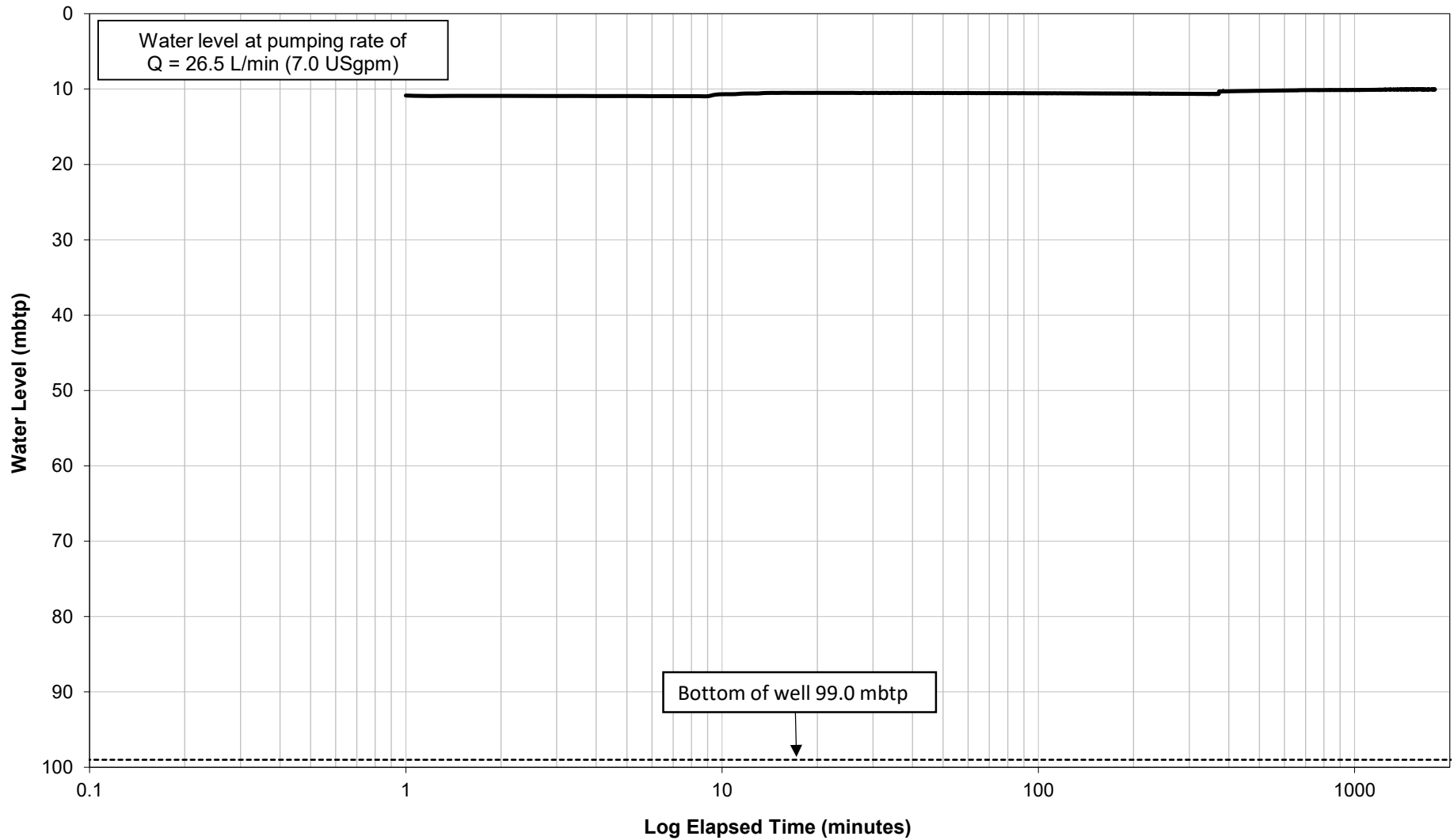
JOB NUMBER: 12586015

DRAWING NUMBER: C-5



347 PIDO ROAD, UNIT 29  
PETERBOROUGH, ON K9J 6X7  
www.ghd.com

**CONSTANT RATE TEST: WATER LEVEL vs. LOG ELAPSED TIME**  
**TW-2: October 27, 2022**



**CONSTANT RATE**

Drilled Well  
 MECP Well ID: Unknown  
 Static Level = 10.16 mbtp (9.74 mbgs)

Note: m = metres; mbtp = metres below top of pipe; mbgs = metres below ground surface; Stick up = 0.42 m

DATE: December 2022

LOCATION: 2545 9th Line, Metcalfe, Ontario

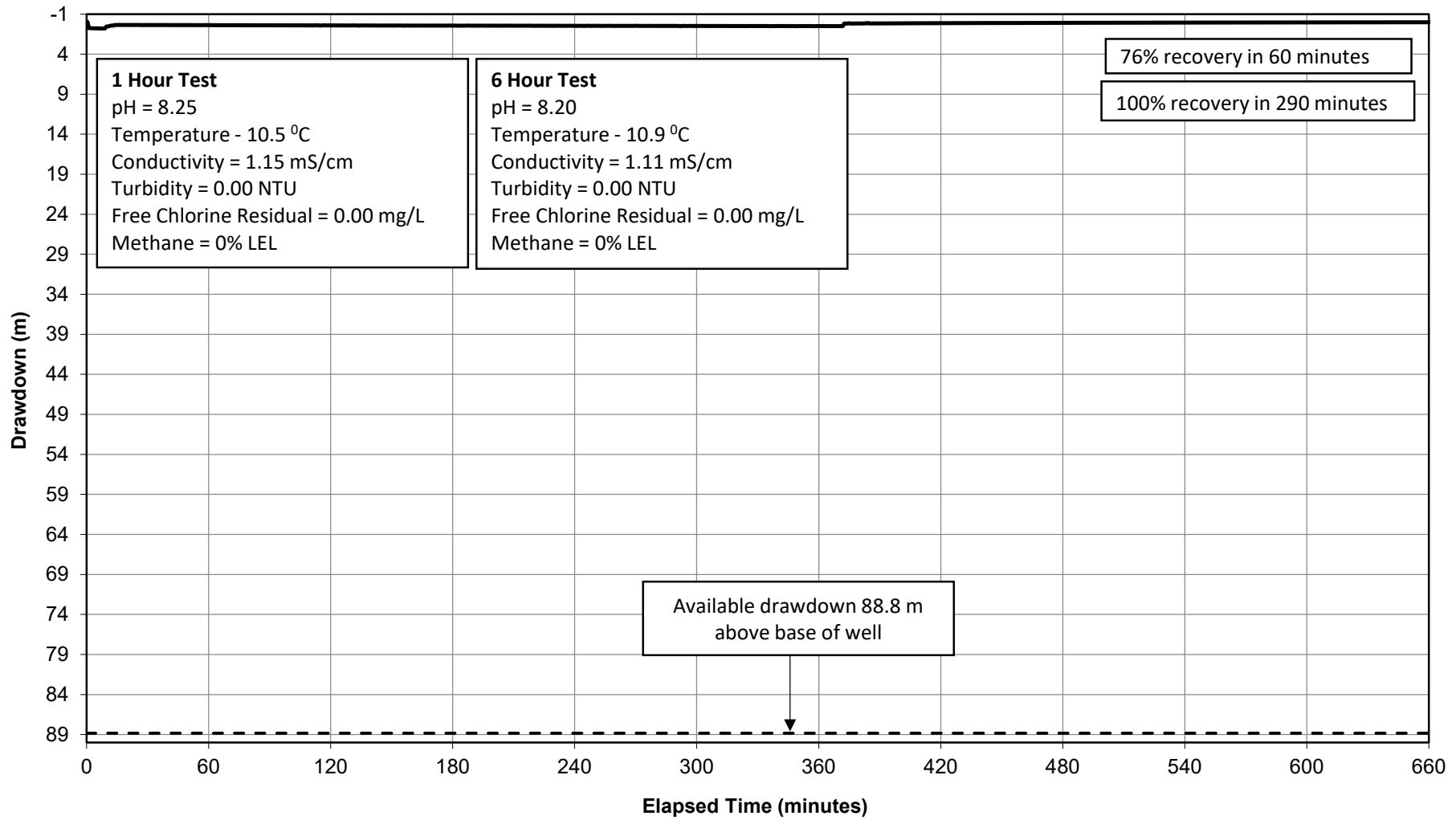
JOB NUMBER: 12586015

DRAWING NUMBER: C-6



347 PIDO ROAD, UNIT 29  
 PETERBOROUGH, ON K9J 6X7  
 www.ghd.com

**CONSTANT RATE DRAWDOWN, RECOVERY AND TESTING DETAILS  
TW-2: October 27, 2022**



**CONSTANT RATE DRAWDOWN**

Drilled Well  
MECP Well ID: Unknown  
Static Level = 10.16 mbtp (9.74 mbgs)

Note: m = metres; mbtp = metres below top of pipe; mbgs = metres below ground surface; Stick up = 0.42 m

DATE: December 2022

LOCATION: 2545 9th Line, Metcalfe, Ontario

JOB NUMBER: 12586015

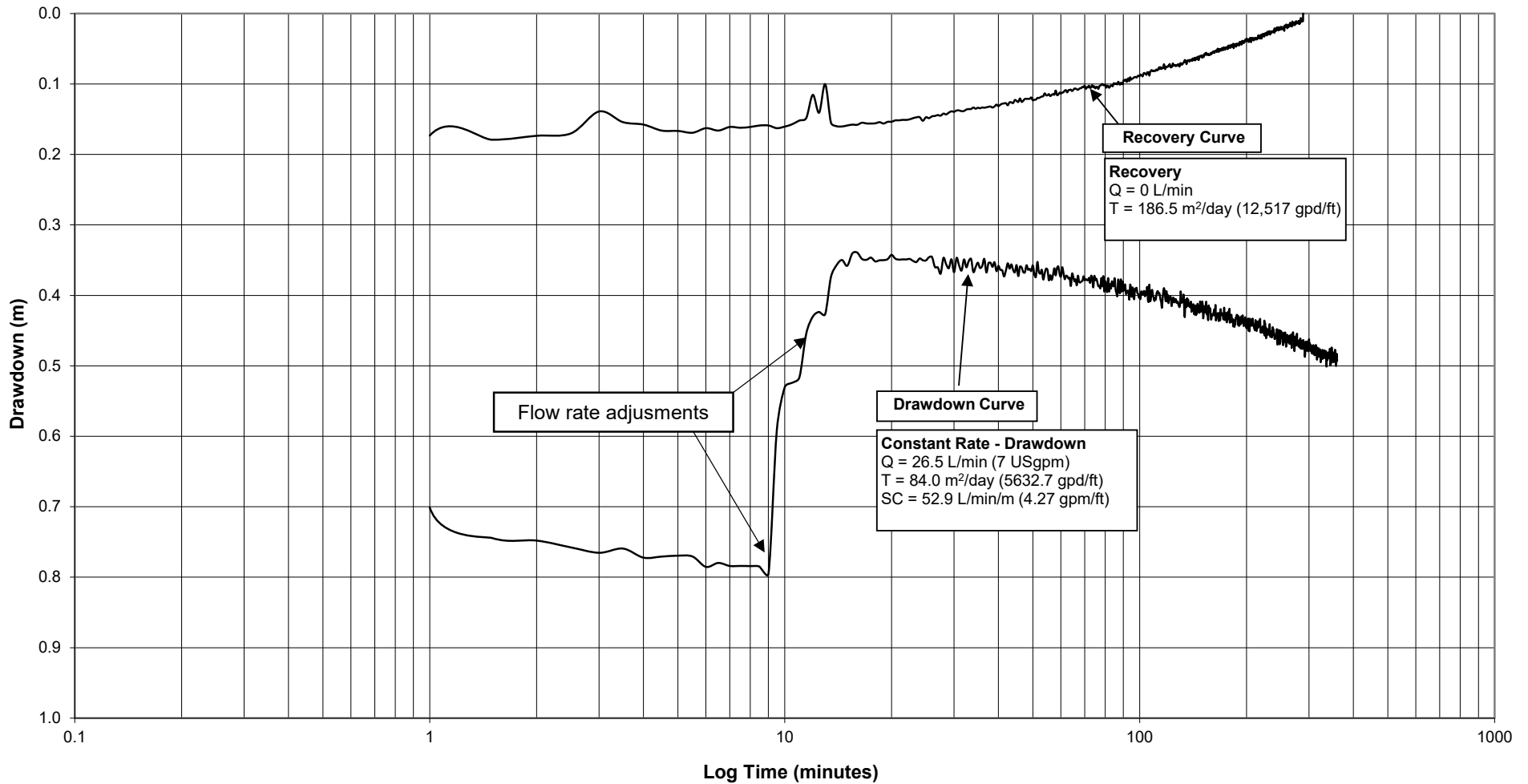
DRAWING NUMBER: C-7



347 PIDO ROAD, UNIT 29  
PETERBOROUGH, ON K9J 6X7

www.ghd.com

**CONSTANT RATE: DRAWDOWN and RECOVERY VS LOG TIME**  
**TW-2: October 27, 2022**



**TRANSMISSIVITY**

Drilled Well  
 MECP Well ID: Unknown  
 Static Level = 10.16 mbtp (9.74 mbgs)

Note: m = metres; mbtp = metres below top of pipe; mbgs = metres below ground surface; Stick up = 0.42 m

DATE: December 2022

LOCATION: 2545 9th Line, Metcalfe, Ontario

JOB NUMBER: 12586015

DRAWING NUMBER: C-8



347 PIDO ROAD, UNIT 29  
 PETERBOROUGH, ON K9J 6X7

www.ghd.com

# **Appendix D**

**Water Well Certificates of Analyses**



## CERTIFICATE OF ANALYSIS

<p><b>Work Order</b> : <b>WT2219921</b></p> <p><b>Client</b> : <b>GHD Limited</b></p> <p><b>Contact</b> : Pascal Renella</p> <p><b>Address</b> : 455 Phillip Street Waterloo ON Canada N2L 3X2</p> <p><b>Telephone</b> : 519 725 3313</p> <p><b>Project</b> : 12586015-03.004</p> <p><b>PO</b> : 735-003748-1</p> <p><b>C-O-C number</b> : ----</p> <p><b>Sampler</b> : ----</p> <p><b>Site</b> : ----</p> <p><b>Quote number</b> : 12586015-SSOW-735-003748-1</p> <p><b>No. of samples received</b> : 2</p> <p><b>No. of samples analysed</b> : 2</p>	<p><b>Page</b> : 1 of 7</p> <p><b>Laboratory</b> : Waterloo - Environmental</p> <p><b>Account Manager</b> : Rick Hawthorne</p> <p><b>Address</b> : 60 Northland Road, Unit 1 Waterloo ON Canada N2V 2B8</p> <p><b>Telephone</b> : +1 519 886 6910</p> <p><b>Date Samples Received</b> : 28-Oct-2022 10:00</p> <p><b>Date Analysis</b> : 29-Oct-2022</p> <p><b>Commenced</b> :</p> <p><b>Issue Date</b> : 09-Nov-2022 09:28</p>
---	--

This report supersedes any previous report(s) with this reference. Results apply to the sample(s) as submitted. This document shall not be reproduced, except in full.

This Certificate of Analysis contains the following information:

- General Comments
- Analytical Results
- Surrogate Control Limits

Additional information pertinent to this report will be found in the following separate attachments: Quality Control Report, QC Interpretive report to assist with Quality Review and Sample Receipt Notification (SRN).

### Signatories

This document has been electronically signed by the authorized signatories below. Electronic signing is conducted in accordance with US FDA 21 CFR Part 11.

<i>Signatories</i>	<i>Position</i>	<i>Laboratory Department</i>
Amanda Ganouri-Lumsden	Department Manager - Microbiology and Prep	Microbiology, Waterloo, Ontario
Andrea Armstrong	Department Manager - Air Quality and Volatiles	Organics, Waterloo, Ontario
Danielle Gravel	Team Leader - Semi-Volatile Instrumentation	Organics, Waterloo, Ontario
Greg Pokocky	Supervisor - Inorganic	Inorganics, Waterloo, Ontario
Jeremy Gingras	Team Leader - Semi-Volatile Instrumentation	Organics, Waterloo, Ontario
Jon Fisher	Department Manager - Inorganics	Inorganics, Waterloo, Ontario
Jon Fisher	Department Manager - Inorganics	Metals, Waterloo, Ontario
Lindsay Gung	Supervisor - Water Chemistry	Inorganics, Burnaby, British Columbia
Ruby Sujeepan		Microbiology, Waterloo, Ontario



## General Comments

The analytical methods used by ALS are developed using internationally recognized reference methods (where available), such as those published by US EPA, APHA Standard Methods, ASTM, ISO, Environment Canada, BC MOE, and Ontario MOE. Refer to the ALS Quality Control Interpretive report (QCI) for applicable references and methodology summaries. Reference methods may incorporate modifications to improve performance.

Where a reported less than (<) result is higher than the LOR, this may be due to primary sample extract/digestate dilution and/or insufficient sample for analysis.

Where the LOR of a reported result differs from standard LOR, this may be due to high moisture content, insufficient sample (reduced weight employed) or matrix interference.

Please refer to Quality Control Interpretive report (QCI) for information regarding Holding Time compliance.

Key : CAS Number: Chemical Abstracts Services number is a unique identifier assigned to discrete substances  
 LOR: Limit of Reporting (detection limit).

Unit	Description
-	No Unit
%	percent
µg/L	micrograms per litre
µS/cm	Microsiemens per centimetre
CFU/100mL	colony forming units per 100 mL
CFU/1mL	colony forming units per 1 mL
CU	colour units (1 CU = 1 mg/L Pt)
meq/L	milliequivalents per litre
mg/L	milligrams per litre
NTU	nephelometric turbidity units
pH units	pH units

>: greater than.

<: less than.

Surrogate: An analyte that is similar in behavior to target analyte(s), but that does not occur naturally in environmental samples. For applicable tests, surrogates are added to samples prior to analysis as a check on recovery.

Test results reported relate only to the samples as received by the laboratory.

UNLESS OTHERWISE STATED on SRN or QCI Report, ALL SAMPLES WERE RECEIVED IN ACCEPTABLE CONDITION.

## Sample Comments

Sample	Client Id	Comment
WT2219921-001	GW-002	RRR:Detection limit raised due to instrument sensitivity.

## Qualifiers

Qualifier	Description
DLDS	Detection Limit Raised: Dilution required due to high Dissolved Solids / Electrical Conductivity.
PEHT	Parameter exceeded recommended holding time prior to analysis.
RRR	Refer to report comments for issues regarding this analysis.



## Analytical Results

WT2219921-001

Sub-Matrix: Water

(Matrix: Water)

Client sample ID: GW-002

Client sampling date / time: 26-Oct-2022 16:00

Analyte	CAS Number	Result	LOR	Unit	Method	Prep Date	Analysis Date	QCLot
<b>Physical Tests</b>								
colour, true	----	2.4	2.0	CU	E329-L	01-Nov-2022	04-Nov-2022	724671
conductivity	----	1420	2.0	µS/cm	E100	03-Nov-2022	04-Nov-2022	728617
hardness (as CaCO3), dissolved	----	509	0.50	mg/L	EC100	-	01-Nov-2022	-
pH	----	8.15	0.10	pH units	E108	03-Nov-2022	04-Nov-2022	728618
solids, total dissolved [TDS]	----	792 <sup>DLDS</sup>	20	mg/L	E162	-	01-Nov-2022	724936
turbidity	----	1.04	0.10	NTU	E121	-	29-Oct-2022	721148
alkalinity, total (as CaCO3)	----	345	2.0	mg/L	E290	03-Nov-2022	04-Nov-2022	728619
<b>Anions and Nutrients</b>								
ammonia, total (as N)	7664-41-7	0.0353	0.0050	mg/L	E298	03-Nov-2022	07-Nov-2022	729135
chloride	16887-00-6	208 <sup>DLDS</sup>	2.50	mg/L	E235.Cl	03-Nov-2022	04-Nov-2022	728620
fluoride	16984-48-8	<0.100 <sup>DLDS</sup>	0.100	mg/L	E235.F	03-Nov-2022	04-Nov-2022	728623
Kjeldahl nitrogen, total [TKN]	----	0.180	0.050	mg/L	E318	04-Nov-2022	04-Nov-2022	729132
nitrate (as N)	14797-55-8	<0.100 <sup>DLDS</sup>	0.100	mg/L	E235.NO3	03-Nov-2022	04-Nov-2022	728621
nitrite (as N)	14797-65-0	<0.050 <sup>DLDS</sup>	0.050	mg/L	E235.NO2	03-Nov-2022	04-Nov-2022	728622
sulfate (as SO4)	14808-79-8	111 <sup>DLDS</sup>	1.50	mg/L	E235.SO4	03-Nov-2022	04-Nov-2022	728624
<b>Organic / Inorganic Carbon</b>								
carbon, dissolved organic [DOC]	----	17.4	0.50	mg/L	E358-L	31-Oct-2022	01-Nov-2022	723366
<b>Total Sulfides</b>								
sulfide, total (as H2S)	7783-06-4	<0.011	0.011	mg/L	E395-H	-	02-Nov-2022	726653
sulfide, total (as S)	18496-25-8	<0.010	0.010	mg/L	E395-H	-	02-Nov-2022	726653
<b>Microbiological Tests</b>								
coliforms, total	----	8 <sup>PEHT</sup>	1	CFU/100mL	E012.TC	-	29-Oct-2022	721298
heterotrophic plate count [HPC]	----	78 <sup>PEHT</sup>	1	CFU/1mL	E012.HPC	-	29-Oct-2022	721178
coliforms, total background	----	3	1	CFU/100mL	E012.BG.TC	-	29-Oct-2022	721299
coliforms, Escherichia coli [E. coli]	----	Not Detected	1	CFU/100mL	E012A.EC	-	29-Oct-2022	721582
<b>Ion Balance</b>								
anion sum	----	15.1	0.10	meq/L	EC101	-	09-Nov-2022	-
cation sum	----	15.1	0.10	meq/L	EC101	-	09-Nov-2022	-
ion balance (APHA)	----	<0.01	0.01	%	EC101	-	09-Nov-2022	-
<b>Dissolved Metals</b>								
aluminum, dissolved	7429-90-5	<0.0010	0.0010	mg/L	E421	31-Oct-2022	31-Oct-2022	722924
antimony, dissolved	7440-36-0	<0.00010	0.00010	mg/L	E421	31-Oct-2022	31-Oct-2022	722924
arsenic, dissolved	7440-38-2	0.00071	0.00010	mg/L	E421	31-Oct-2022	31-Oct-2022	722924
barium, dissolved	7440-39-3	0.212	0.00010	mg/L	E421	31-Oct-2022	31-Oct-2022	722924
beryllium, dissolved	7440-41-7	<0.000020	0.000020	mg/L	E421	31-Oct-2022	31-Oct-2022	722924
boron, dissolved	7440-42-8	0.029	0.010	mg/L	E421	31-Oct-2022	31-Oct-2022	722924
cadmium, dissolved	7440-43-9	0.0000064	0.0000050	mg/L	E421	31-Oct-2022	31-Oct-2022	722924
calcium, dissolved	7440-70-2	127	0.050	mg/L	E421	31-Oct-2022	31-Oct-2022	722924
chromium, dissolved	7440-47-3	<0.00050	0.00050	mg/L	E421	31-Oct-2022	31-Oct-2022	722924
cobalt, dissolved	7440-48-4	0.00047	0.00010	mg/L	E421	31-Oct-2022	31-Oct-2022	722924
copper, dissolved	7440-50-8	0.00048	0.00020	mg/L	E421	31-Oct-2022	31-Oct-2022	722924
lead, dissolved	7439-92-1	0.000408	0.000050	mg/L	E421	31-Oct-2022	31-Oct-2022	722924
magnesium, dissolved	7439-95-4	46.7	0.0050	mg/L	E421	31-Oct-2022	31-Oct-2022	722924
manganese, dissolved	7439-96-5	0.0762	0.00010	mg/L	E421	31-Oct-2022	31-Oct-2022	722924
molybdenum, dissolved	7439-98-7	0.0178	0.000050	mg/L	E421	31-Oct-2022	31-Oct-2022	722924
nickel, dissolved	7440-02-0	0.00176	0.00050	mg/L	E421	31-Oct-2022	31-Oct-2022	722924





## Analytical Results

WT2219921-001

Sub-Matrix: Water

(Matrix: Water)

Client sample ID: GW-002

Client sampling date / time: 26-Oct-2022 16:00

Analyte	CAS Number	Result	LOR	Unit	Method	Prep Date	Analysis Date	QCLOT
<b>Dissolved Metals</b>								
potassium, dissolved	7440-09-7	6.14	0.050	mg/L	E421	31-Oct-2022	31-Oct-2022	722924
selenium, dissolved	7782-49-2	0.000099	0.000050	mg/L	E421	31-Oct-2022	31-Oct-2022	722924
silver, dissolved	7440-22-4	<0.000010	0.000010	mg/L	E421	31-Oct-2022	31-Oct-2022	722924
sodium, dissolved	7440-23-5	109	0.050	mg/L	E421	31-Oct-2022	31-Oct-2022	722924
strontium, dissolved	7440-24-6	1.32	0.00020	mg/L	E421	31-Oct-2022	31-Oct-2022	722924
thallium, dissolved	7440-28-0	<0.000010	0.000010	mg/L	E421	31-Oct-2022	31-Oct-2022	722924
uranium, dissolved	7440-61-1	0.00462	0.000010	mg/L	E421	31-Oct-2022	31-Oct-2022	722924
vanadium, dissolved	7440-62-2	<0.00050	0.00050	mg/L	E421	31-Oct-2022	31-Oct-2022	722924
zinc, dissolved	7440-66-6	<0.0010	0.0010	mg/L	E421	31-Oct-2022	31-Oct-2022	722924
dissolved metals filtration location	----	Field	-	-	EP421	-	31-Oct-2022	722924
<b>Aggregate Organics</b>								
tannin + lignin (as tannic acid)	----	1.21	0.10	mg/L	E563	-	31-Oct-2022	722654
<b>Volatile Organic Compounds</b>								
Acetone	67-64-1	<20	20	µg/L	E611D	03-Nov-2022	03-Nov-2022	727945
benzene	71-43-2	<0.50	0.50	µg/L	E611D	03-Nov-2022	03-Nov-2022	727945
bromodichloromethane	75-27-4	<0.50	0.50	µg/L	E611D	03-Nov-2022	03-Nov-2022	727945
bromoform	75-25-2	<0.50	0.50	µg/L	E611D	03-Nov-2022	03-Nov-2022	727945
bromomethane	74-83-9	<0.50	0.50	µg/L	E611D	03-Nov-2022	03-Nov-2022	727945
carbon tetrachloride	56-23-5	<0.20	0.20	µg/L	E611D	03-Nov-2022	03-Nov-2022	727945
chlorobenzene	108-90-7	<0.50	0.50	µg/L	E611D	03-Nov-2022	03-Nov-2022	727945
chloroform	67-66-3	<0.50	0.50	µg/L	E611D	03-Nov-2022	03-Nov-2022	727945
dibromochloromethane	124-48-1	<0.50	0.50	µg/L	E611D	03-Nov-2022	03-Nov-2022	727945
dibromoethane, 1,2-	106-93-4	<0.20	0.20	µg/L	E611D	03-Nov-2022	03-Nov-2022	727945
dichlorobenzene, 1,2-	95-50-1	<0.50	0.50	µg/L	E611D	03-Nov-2022	03-Nov-2022	727945
dichlorobenzene, 1,3-	541-73-1	<0.50	0.50	µg/L	E611D	03-Nov-2022	03-Nov-2022	727945
dichlorobenzene, 1,4-	106-46-7	<0.50	0.50	µg/L	E611D	03-Nov-2022	03-Nov-2022	727945
dichlorodifluoromethane	75-71-8	<0.50	0.50	µg/L	E611D	03-Nov-2022	03-Nov-2022	727945
dichloroethane, 1,1-	75-34-3	<0.50	0.50	µg/L	E611D	03-Nov-2022	03-Nov-2022	727945
dichloroethane, 1,2-	107-06-2	<0.50	0.50	µg/L	E611D	03-Nov-2022	03-Nov-2022	727945
dichloroethylene, 1,1-	75-35-4	<0.50	0.50	µg/L	E611D	03-Nov-2022	03-Nov-2022	727945
dichloroethylene, cis-1,2-	156-59-2	<0.50	0.50	µg/L	E611D	03-Nov-2022	03-Nov-2022	727945
dichloroethylene, trans-1,2-	156-60-5	<0.50	0.50	µg/L	E611D	03-Nov-2022	03-Nov-2022	727945
dichloromethane	75-09-2	<1.0	1.0	µg/L	E611D	03-Nov-2022	03-Nov-2022	727945
dichloropropane, 1,2-	78-87-5	<0.50	0.50	µg/L	E611D	03-Nov-2022	03-Nov-2022	727945
dichloropropylene, cis+trans-1,3-	542-75-6	<0.50	0.5	µg/L	E611D	03-Nov-2022	03-Nov-2022	727945
dichloropropylene, cis-1,3-	10061-01-5	<0.30	0.30	µg/L	E611D	03-Nov-2022	03-Nov-2022	727945
dichloropropylene, trans-1,3-	10061-02-6	<0.30	0.30	µg/L	E611D	03-Nov-2022	03-Nov-2022	727945
ethylbenzene	100-41-4	<0.50	0.50	µg/L	E611D	03-Nov-2022	03-Nov-2022	727945
hexane, n-	110-54-3	<0.50	0.50	µg/L	E611D	03-Nov-2022	03-Nov-2022	727945
methyl ethyl ketone [MEK]	78-93-3	<20	20	µg/L	E611D	03-Nov-2022	03-Nov-2022	727945
methyl isobutyl ketone [MIBK]	108-10-1	<20	20	µg/L	E611D	03-Nov-2022	03-Nov-2022	727945
methyl-tert-butyl ether [MTBE]	1634-04-4	<0.50	0.50	µg/L	E611D	03-Nov-2022	03-Nov-2022	727945
styrene	100-42-5	<0.50	0.50	µg/L	E611D	03-Nov-2022	03-Nov-2022	727945
tetrachloroethane, 1,1,1,2-	630-20-6	<0.50	0.50	µg/L	E611D	03-Nov-2022	03-Nov-2022	727945
tetrachloroethane, 1,1,2,2-	79-34-5	<0.50	0.50	µg/L	E611D	03-Nov-2022	03-Nov-2022	727945
tetrachloroethylene	127-18-4	<0.50	0.50	µg/L	E611D	03-Nov-2022	03-Nov-2022	727945



## Analytical Results

WT2219921-001

Sub-Matrix: Water

(Matrix: Water)

Client sample ID: GW-002

Client sampling date / time: 26-Oct-2022 16:00

Analyte	CAS Number	Result	LOR	Unit	Method	Prep Date	Analysis Date	QCLOT
<b>Volatile Organic Compounds</b>								
toluene	108-88-3	<0.50	0.50	µg/L	E611D	03-Nov-2022	03-Nov-2022	727945
trichloroethane, 1,1,1-	71-55-6	<0.50	0.50	µg/L	E611D	03-Nov-2022	03-Nov-2022	727945
trichloroethane, 1,1,2-	79-00-5	<0.50	0.50	µg/L	E611D	03-Nov-2022	03-Nov-2022	727945
trichloroethylene	79-01-6	<0.50	0.50	µg/L	E611D	03-Nov-2022	03-Nov-2022	727945
trichlorofluoromethane	75-69-4	<0.50	0.50	µg/L	E611D	03-Nov-2022	03-Nov-2022	727945
vinyl chloride	75-01-4	<0.50	0.50	µg/L	E611D	03-Nov-2022	03-Nov-2022	727945
xylene, m+p-	179601-23-1	<0.40	0.40	µg/L	E611D	03-Nov-2022	03-Nov-2022	727945
xylene, o-	95-47-6	<0.30	0.30	µg/L	E611D	03-Nov-2022	03-Nov-2022	727945
xylenes, total	1330-20-7	<0.50	0.50	µg/L	E611D	03-Nov-2022	03-Nov-2022	727945
BTEX, total	----	<1.0	1.0	µg/L	E611D	03-Nov-2022	03-Nov-2022	727945
<b>Hydrocarbons</b>								
F1 (C6-C10)	----	<25	25	µg/L	E581.F1-L	03-Nov-2022	03-Nov-2022	727946
F2 (C10-C16)	----	<100	100	µg/L	E601.SG	02-Nov-2022	08-Nov-2022	725959
F2-naphthalene	----	<100	100	µg/L	EC600SG	-	03-Nov-2022	-
F3 (C16-C34)	----	<250	250	µg/L	E601.SG	02-Nov-2022	08-Nov-2022	725959
F3-PAH	n/a	<250	250	µg/L	EC600SG	-	03-Nov-2022	-
F4 (C34-C50)	----	<250	250	µg/L	E601.SG	02-Nov-2022	08-Nov-2022	725959
F1-BTEX	----	<25	25	µg/L	EC580	-	04-Nov-2022	-
hydrocarbons, total (C6-C50)	----	<370	370	µg/L	EC581SG	-	04-Nov-2022	-
chromatogram to baseline at nC50	n/a	YES	-	-	E601.SG	02-Nov-2022	08-Nov-2022	725959
<b>Hydrocarbons Surrogates</b>								
bromobenzotrifluoride, 2- (F2-F4 surr)	392-83-6	82.5	1.0	%	E601.SG	02-Nov-2022	08-Nov-2022	725959
dichlorotoluene, 3,4-	97-75-0	84.7	1.0	%	E581.F1-L	03-Nov-2022	03-Nov-2022	727946
<b>Volatile Organic Compounds Surrogates</b>								
bromofluorobenzene, 4-	460-00-4	94.5	1.0	%	E611D	03-Nov-2022	03-Nov-2022	727945
difluorobenzene, 1,4-	540-36-3	91.0	1.0	%	E611D	03-Nov-2022	03-Nov-2022	727945
<b>Polycyclic Aromatic Hydrocarbons</b>								
acenaphthene	83-32-9	<0.20	0.20	µg/L	E655A	01-Nov-2022	02-Nov-2022	724805
acenaphthylene	208-96-8	<0.20	0.20	µg/L	E655A	01-Nov-2022	02-Nov-2022	724805
anthracene	120-12-7	<0.20	0.20	µg/L	E655A	01-Nov-2022	02-Nov-2022	724805
benz(a)anthracene	56-55-3	<0.20	0.20	µg/L	E655A	01-Nov-2022	02-Nov-2022	724805
benzo(a)pyrene	50-32-8	<0.044 <sup>RRR</sup>	0.044	µg/L	E655A	01-Nov-2022	02-Nov-2022	724805
benzo(b+j)fluoranthene	n/a	<0.10	0.10	µg/L	E655A	01-Nov-2022	02-Nov-2022	724805
benzo(g,h,i)perylene	191-24-2	<0.20	0.20	µg/L	E655A	01-Nov-2022	02-Nov-2022	724805
benzo(k)fluoranthene	207-08-9	<0.10	0.10	µg/L	E655A	01-Nov-2022	02-Nov-2022	724805
chrysene	218-01-9	<0.10	0.10	µg/L	E655A	01-Nov-2022	02-Nov-2022	724805
dibenz(a,h)anthracene	53-70-3	<0.20	0.20	µg/L	E655A	01-Nov-2022	02-Nov-2022	724805
fluoranthene	206-44-0	<0.20	0.20	µg/L	E655A	01-Nov-2022	02-Nov-2022	724805
fluorene	86-73-7	<0.20	0.20	µg/L	E655A	01-Nov-2022	02-Nov-2022	724805
indeno(1,2,3-c,d)pyrene	193-39-5	<0.20	0.20	µg/L	E655A	01-Nov-2022	02-Nov-2022	724805
methylnaphthalene, 1-	90-12-0	<0.40	0.40	µg/L	E655A	01-Nov-2022	02-Nov-2022	724805
methylnaphthalene, 1+2-	----	<0.60	0.6	µg/L	E655A	01-Nov-2022	02-Nov-2022	724805
methylnaphthalene, 2-	91-57-6	<0.40	0.40	µg/L	E655A	01-Nov-2022	02-Nov-2022	724805
naphthalene	91-20-3	<0.20	0.20	µg/L	E655A	01-Nov-2022	02-Nov-2022	724805
phenanthrene	85-01-8	<0.20	0.20	µg/L	E655A	01-Nov-2022	02-Nov-2022	724805
pyrene	129-00-0	<0.20	0.20	µg/L	E655A	01-Nov-2022	02-Nov-2022	724805



## Analytical Results

WT2219921-001

Sub-Matrix: Water

(Matrix: Water)

Client sample ID: GW-002

Client sampling date / time: 26-Oct-2022 16:00

Analyte	CAS Number	Result	LOR	Unit	Method	Prep Date	Analysis Date	QCLot
<b>Phthalate Esters</b>								
bis(2-ethylhexyl) phthalate [DEHP]	117-81-7	<2.0	2.0	µg/L	E655A	01-Nov-2022	02-Nov-2022	724805
diethyl phthalate	84-66-2	<0.20	0.20	µg/L	E655A	01-Nov-2022	02-Nov-2022	724805
dimethyl phthalate	131-11-3	<0.20	0.20	µg/L	E655A	01-Nov-2022	02-Nov-2022	724805
<b>Semi-Volatile Organics</b>								
biphenyl	92-52-4	<0.40	0.40	µg/L	E655A	01-Nov-2022	02-Nov-2022	724805
bis(2-chloroethyl) ether	111-44-4	<0.40	0.40	µg/L	E655A	01-Nov-2022	02-Nov-2022	724805
bis(2-chloroisopropyl) ether	39638-32-9	<0.40	0.40	µg/L	E655A	01-Nov-2022	02-Nov-2022	724805
chloroaniline, 4-	106-47-8	<0.40	0.40	µg/L	E655A	01-Nov-2022	02-Nov-2022	724805
dichlorobenzidine, 3,3'-	91-94-1	<0.40	0.40	µg/L	E655A	01-Nov-2022	02-Nov-2022	724805
dinitrotoluene, 2,4-	121-14-2	<0.40	0.40	µg/L	E655A	01-Nov-2022	02-Nov-2022	724805
dinitrotoluene, 2,4 + 2,6-	n/a	<0.60	0.6	µg/L	E655A	01-Nov-2022	02-Nov-2022	724805
dinitrotoluene, 2,6-	606-20-2	<0.40	0.40	µg/L	E655A	01-Nov-2022	02-Nov-2022	724805
trichlorobenzene, 1,2,4-	120-82-1	<0.40	0.40	µg/L	E655A	01-Nov-2022	02-Nov-2022	724805
<b>Semi-Volatile Organics Surrogates</b>								
fluorobiphenyl, 2-	321-60-8	90.6	1.0	%	E655A	01-Nov-2022	02-Nov-2022	724805
nitrobenzene-d5	4165-60-0	99.2	1.0	%	E655A	01-Nov-2022	02-Nov-2022	724805
terphenyl-d14, p-	1718-51-0	94.7	1.0	%	E655A	01-Nov-2022	02-Nov-2022	724805
<b>Chlorinated Phenolics</b>								
chlorophenol, 2-	95-57-8	<0.30	0.30	µg/L	E655A	01-Nov-2022	02-Nov-2022	724805
dichlorophenol, 2,4-	120-83-2	<0.30	0.30	µg/L	E655A	01-Nov-2022	02-Nov-2022	724805
pentachlorophenol [PCP]	87-86-5	<0.50	0.50	µg/L	E655A	01-Nov-2022	02-Nov-2022	724805
tetrachlorophenol, 2,3,4,6-	58-90-2	<0.50	0.50	µg/L	E651D	01-Nov-2022	02-Nov-2022	724808
trichlorophenol, 2,4,5-	95-95-4	<0.20	0.20	µg/L	E655A	01-Nov-2022	02-Nov-2022	724805
trichlorophenol, 2,4,6-	88-06-2	<0.20	0.20	µg/L	E655A	01-Nov-2022	02-Nov-2022	724805
<b>Non-Chlorinated Phenolics</b>								
dimethylphenol, 2,4-	105-67-9	<0.50	0.50	µg/L	E655A	01-Nov-2022	02-Nov-2022	724805
dinitrophenol, 2,4-	51-28-5	<1.0	1.0	µg/L	E655A	01-Nov-2022	02-Nov-2022	724805
phenol	108-95-2	<0.50	0.50	µg/L	E655A	01-Nov-2022	02-Nov-2022	724805
<b>Phenolics Surrogates</b>								
tribromophenol, 2,4,6-	118-79-6	110	1.0	%	E651D	01-Nov-2022	02-Nov-2022	724808
tribromophenol, 2,4,6-	118-79-6	110	0.22	%	E655A	01-Nov-2022	02-Nov-2022	724805
<b>Pesticides</b>								
diazinon	333-41-5	<0.10	0.10	µg/L	E660E-H	01-Nov-2022	04-Nov-2022	724791
<b>Pesticides Surrogates</b>								
fluorobiphenyl, 2-	321-60-8	94.4	0.10	%	E660E-H	01-Nov-2022	04-Nov-2022	724791
terphenyl-d14, p-	1718-51-0	109	0.10	%	E660E-H	01-Nov-2022	04-Nov-2022	724791

Please refer to the General Comments section for an explanation of any qualifiers detected.

## Analytical Results

WT2219921-002

Sub-Matrix: Water

(Matrix: Water)

Client sample ID: GW-001

Client sampling date / time: 26-Oct-2022 11:00

Analyte	CAS Number	Result	LOR	Unit	Method	Prep Date	Analysis Date	QCLot
---------	------------	--------	-----	------	--------	-----------	---------------	-------



## Analytical Results

WT2219921-002

Sub-Matrix: Water

(Matrix: Water)

Client sample ID: GW-001

Client sampling date / time: 26-Oct-2022 11:00

Analyte	CAS Number	Result	LOR	Unit	Method	Prep Date	Analysis Date	QCLot
<b>Dissolved Metals</b>								
aluminum, dissolved	7429-90-5	0.0011	0.0010	mg/L	E421	31-Oct-2022	31-Oct-2022	722924
antimony, dissolved	7440-36-0	0.00012	0.00010	mg/L	E421	31-Oct-2022	31-Oct-2022	722924
arsenic, dissolved	7440-38-2	0.00099	0.00010	mg/L	E421	31-Oct-2022	31-Oct-2022	722924
barium, dissolved	7440-39-3	0.209	0.00010	mg/L	E421	31-Oct-2022	31-Oct-2022	722924
beryllium, dissolved	7440-41-7	<0.000020	0.000020	mg/L	E421	31-Oct-2022	31-Oct-2022	722924
boron, dissolved	7440-42-8	0.039	0.010	mg/L	E421	31-Oct-2022	31-Oct-2022	722924
cadmium, dissolved	7440-43-9	0.0000118	0.0000050	mg/L	E421	31-Oct-2022	31-Oct-2022	722924
calcium, dissolved	7440-70-2	113	0.050	mg/L	E421	31-Oct-2022	31-Oct-2022	722924
chromium, dissolved	7440-47-3	<0.00050	0.00050	mg/L	E421	31-Oct-2022	31-Oct-2022	722924
cobalt, dissolved	7440-48-4	0.00059	0.00010	mg/L	E421	31-Oct-2022	31-Oct-2022	722924
copper, dissolved	7440-50-8	0.00139	0.00020	mg/L	E421	31-Oct-2022	31-Oct-2022	722924
lead, dissolved	7439-92-1	0.000992	0.000050	mg/L	E421	31-Oct-2022	31-Oct-2022	722924
magnesium, dissolved	7439-95-4	42.8	0.0050	mg/L	E421	31-Oct-2022	31-Oct-2022	722924
manganese, dissolved	7439-96-5	0.0501	0.00010	mg/L	E421	31-Oct-2022	31-Oct-2022	722924
molybdenum, dissolved	7439-98-7	0.0204	0.000050	mg/L	E421	31-Oct-2022	31-Oct-2022	722924
nickel, dissolved	7440-02-0	0.00225	0.00050	mg/L	E421	31-Oct-2022	31-Oct-2022	722924
potassium, dissolved	7440-09-7	6.81	0.050	mg/L	E421	31-Oct-2022	31-Oct-2022	722924
selenium, dissolved	7782-49-2	0.000050	0.000050	mg/L	E421	31-Oct-2022	31-Oct-2022	722924
silver, dissolved	7440-22-4	<0.000010	0.000010	mg/L	E421	31-Oct-2022	31-Oct-2022	722924
sodium, dissolved	7440-23-5	107	0.050	mg/L	E421	31-Oct-2022	31-Oct-2022	722924
strontium, dissolved	7440-24-6	1.50	0.00020	mg/L	E421	31-Oct-2022	31-Oct-2022	722924
thallium, dissolved	7440-28-0	<0.000010	0.000010	mg/L	E421	31-Oct-2022	31-Oct-2022	722924
uranium, dissolved	7440-61-1	0.00405	0.000010	mg/L	E421	31-Oct-2022	31-Oct-2022	722924
vanadium, dissolved	7440-62-2	<0.00050	0.00050	mg/L	E421	31-Oct-2022	31-Oct-2022	722924
zinc, dissolved	7440-66-6	0.0016	0.0010	mg/L	E421	31-Oct-2022	31-Oct-2022	722924
dissolved metals filtration location	----	Field	-	-	EP421	-	31-Oct-2022	722924

Please refer to the General Comments section for an explanation of any qualifiers detected.




---

## QUALITY CONTROL INTERPRETIVE REPORT

---

<p><b>Work Order</b> : <b>WT2219921</b></p> <p><b>Client</b> : <b>GHD Limited</b></p> <p><b>Contact</b> : Pascal Renella</p> <p><b>Address</b> : 455 Phillip Street Waterloo ON Canada N2L 3X2</p> <p><b>Telephone</b> : 519 725 3313</p> <p><b>Project</b> : 12586015-03.004</p> <p><b>PO</b> : 735-003748-1</p> <p><b>C-O-C number</b> : ----</p> <p><b>Sampler</b> : ----</p> <p><b>Site</b> : ----</p> <p><b>Quote number</b> : 12586015-SSOW-735-003748-1</p> <p><b>No. of samples received</b> : 2</p> <p><b>No. of samples analysed</b> : 2</p>	<p><b>Page</b> : 1 of 15</p> <p><b>Laboratory</b> : Waterloo - Environmental</p> <p><b>Account Manager</b> : Rick Hawthorne</p> <p><b>Address</b> : 60 Northland Road, Unit 1 Waterloo, Ontario Canada N2V 2B8</p> <p><b>Telephone</b> : +1 519 886 6910</p> <p><b>Date Samples Received</b> : 28-Oct-2022 10:00</p> <p><b>Issue Date</b> : 09-Nov-2022 09:28</p>
--	---

---

This report is automatically generated by the ALS LIMS (Laboratory Information Management System) through evaluation of Quality Control (QC) results and other QA parameters associated with this submission, and is intended to facilitate rapid data validation by auditors or reviewers. The report highlights any exceptions and outliers to ALS Data Quality Objectives, provides holding time details and exceptions, summarizes QC sample frequencies, and lists applicable methodology references and summaries.

**Key**

- Anonymous: Refers to samples which are not part of this work order, but which formed part of the QC process lot.
- CAS Number: Chemical Abstracts Service number is a unique identifier assigned to discrete substances.
- DQO: Data Quality Objective.
- LOR: Limit of Reporting (detection limit).
- RPD: Relative Percent Difference.

---

### ***Workorder Comments***

Holding times are displayed as "---" if no guidance exists from CCME, Canadian provinces, or broadly recognized international references.

---

### ***Summary of Outliers***

#### ***Outliers : Quality Control Samples***

- No Duplicate outliers occur.
- No Matrix Spike outliers occur.
- Method Blank value outliers occur - please see following pages for full details.
- Laboratory Control Sample (LCS) outliers occur - please see following pages for full details.
- No Test sample Surrogate recovery outliers exist.

#### ***Outliers: Reference Material (RM) Samples***

- No Reference Material (RM) Sample outliers occur.

***Outliers : Analysis Holding Time Compliance (Breaches)***

- Analysis Holding Time Outliers exist - please see following pages for full details.

***Outliers : Frequency of Quality Control Samples***

- Quality Control Sample Frequency Outliers occur - please see following pages for full details.



**Outliers : Quality Control Samples**

*Duplicates, Method Blanks, Laboratory Control Samples and Matrix Spikes*

Matrix: **Water**

Analyte Group	Laboratory sample ID	Client/Ref Sample ID	Analyte	CAS Number	Method	Result	Limits	Comment
<b>Method Blank (MB) Values</b>								
Polycyclic Aromatic Hydrocarbons	QC-MRG4-7248020 01	----	benzo(a)pyrene	50-32-8	E655A	<0.040 <sup>RRQC</sup> µg/L	0.02 µg/L	Blank result exceeds permitted value

**Result Qualifiers**

Qualifier	Description
RRQC	Refer to report comments for information regarding this QC result.

<b>Laboratory Control Sample (LCS) Recoveries</b>								
Semi-Volatile Organics	QC-MRG4-7248020 02	----	dichlorobenzidine, 3,3'-	91-94-1	E655A	25.6 % <sup>RRQC</sup>	30.0-130%	Recovery less than lower control limit
Chlorinated Phenolics	QC-MRG4-7248020 02	----	pentachlorophenol [PCP]	87-86-5	E655A	148 % <sup>LCS-H</sup>	50.0-140%	Recovery greater than upper control limit
Non-Chlorinated Phenolics	QC-MRG4-7248020 02	----	dinitrophenol, 2,4-	51-28-5	E655A	174 % <sup>LCS-H</sup>	50.0-140%	Recovery greater than upper control limit

**Result Qualifiers**

Qualifier	Description
LCS-H	Lab Control Sample recovery was above ALS DQO. Non-detected sample results are considered reliable. Other results, if reported, have been qualified.
RRQC	Refer to report comments for information regarding this QC result.



## Analysis Holding Time Compliance

This report summarizes extraction / preparation and analysis times and compares each with ALS recommended holding times, which are selected to meet known provincial and /or federal requirements. In the absence of regulatory hold times, ALS establishes recommendations based on guidelines published by organizations such as CCME, US EPA, APHA Standard Methods, ASTM, or Environment Canada (where available). Dates and holding times reported below represent the first dates of extraction or analysis. If subsequent tests or dilutions exceeded holding times, qualifiers are added (refer to COA).

If samples are identified below as having been analyzed or extracted outside of recommended holding times, measurement uncertainties may be increased, and this should be taken into consideration when interpreting results.

Where actual sampling date is not provided on the chain of custody, the date of receipt with time at 00:00 is used for calculation purposes.

Where only the sample date without time is provided on the chain of custody, the sampling date at 00:00 is used for calculation purposes.

Matrix: **Water** Evaluation: \* = Holding time exceedance ; ✓ = Within Holding Time

Analyte Group Container / Client Sample ID(s)	Method	Sampling Date	Extraction / Preparation				Analysis			
			Preparation Date	Holding Times		Eval	Analysis Date	Holding Times		Eval
				Rec	Actual			Rec	Actual	
<b>Aggregate Organics : Tannin &amp; Lignin in Water</b>										
HDPE [ON MECP] GW-002	E563	26-Oct-2022	----	----	----		31-Oct-2022	28 days	5 days	✓
<b>Anions and Nutrients : Ammonia by Fluorescence</b>										
Amber glass total (sulfuric acid) GW-002	E298	26-Oct-2022	03-Nov-2022	----	----		04-Nov-2022	28 days	9 days	✓
<b>Anions and Nutrients : Chloride in Water by IC</b>										
HDPE [ON MECP] GW-002	E235.Cl	26-Oct-2022	03-Nov-2022	----	----		04-Nov-2022	28 days	9 days	✓
<b>Anions and Nutrients : Fluoride in Water by IC</b>										
HDPE [ON MECP] GW-002	E235.F	26-Oct-2022	03-Nov-2022	----	----		04-Nov-2022	28 days	9 days	✓
<b>Anions and Nutrients : Nitrate in Water by IC</b>										
HDPE [ON MECP] GW-002	E235.NO3	26-Oct-2022	03-Nov-2022	----	----		04-Nov-2022	7 days	9 days	* EHT
<b>Anions and Nutrients : Nitrite in Water by IC</b>										
HDPE [ON MECP] GW-002	E235.NO2	26-Oct-2022	03-Nov-2022	----	----		04-Nov-2022	7 days	9 days	* EHT
<b>Anions and Nutrients : Sulfate in Water by IC</b>										
HDPE [ON MECP] GW-002	E235.SO4	26-Oct-2022	03-Nov-2022	----	----		04-Nov-2022	28 days	9 days	✓





Matrix: **Water** Evaluation: \* = Holding time exceedance ; ✓ = Within Holding Time

Analyte Group Container / Client Sample ID(s)	Method	Sampling Date	Extraction / Preparation				Analysis				
			Preparation Date	Holding Times		Eval	Analysis Date	Holding Times		Eval	
				Rec	Actual			Rec	Actual		
<b>Anions and Nutrients : Total Kjeldahl Nitrogen by Fluorescence (Low Level)</b>											
Amber glass total (sulfuric acid) GW-002	E318	26-Oct-2022	04-Nov-2022	----	----		04-Nov-2022	28 days	9 days	✓	
<b>Chlorinated Phenolics : BNA (ON 625-511 list) by GC-MS</b>											
Amber glass/Teflon lined cap GW-002	E655A	26-Oct-2022	01-Nov-2022	----	----		02-Nov-2022	----	----		
<b>Chlorinated Phenolics : Phenolics (Ontario Chlorophenols List) by GC-MS</b>											
Amber glass/Teflon lined cap GW-002	E651D	26-Oct-2022	01-Nov-2022	7 days	6 days	✓	02-Nov-2022	40 days	1 days	✓	
<b>Dissolved Metals : Dissolved Metals in Water by CRC ICPMS</b>											
HDPE dissolved (nitric acid) GW-001	E421	26-Oct-2022	31-Oct-2022	----	----		31-Oct-2022	180 days	5 days	✓	
<b>Dissolved Metals : Dissolved Metals in Water by CRC ICPMS</b>											
HDPE dissolved (nitric acid) GW-002	E421	26-Oct-2022	31-Oct-2022	----	----		31-Oct-2022	180 days	5 days	✓	
<b>Hydrocarbons : CCME PHC - F1 by Headspace GC-FID (Low Level)</b>											
Glass vial (sodium bisulfate) GW-002	E581.F1-L	26-Oct-2022	03-Nov-2022	----	----		03-Nov-2022	14 days	8 days	✓	
<b>Hydrocarbons : Silica Gel Treated CCME PHCs - F2-F4sg by GC-FID</b>											
Amber glass/Teflon lined cap (sodium bisulfate) GW-002	E601.SG	26-Oct-2022	02-Nov-2022	14 days	7 days	✓	08-Nov-2022	40 days	6 days	✓	
<b>Microbiological Tests : E. coli (MF-mFC-BCIG)</b>											
Sterile HDPE (Sodium thiosulphate) [ON MECP] GW-002	E012A.EC	26-Oct-2022	----	----	----		29-Oct-2022	48 hrs	70 hrs	* EHTL	
<b>Microbiological Tests : Heterotrophic Plate Count by MF (MF-mHPC)</b>											
Sterile HDPE (Sodium thiosulphate) [ON MECP] GW-002	E012.HPC	26-Oct-2022	----	----	----		29-Oct-2022	48 hrs	65 hrs	* EHTL	



Matrix: **Water** Evaluation: \* = Holding time exceedance ; ✓ = Within Holding Time

Analyte Group Container / Client Sample ID(s)	Method	Sampling Date	Extraction / Preparation				Analysis				
			Preparation Date	Holding Times		Eval	Analysis Date	Holding Times		Eval	
				Rec	Actual			Rec	Actual		
<b>Microbiological Tests : Total Coliforms (MF-mEndo)</b>											
<b>Sterile HDPE (Sodium thiosulphate) [ON MECP]</b> GW-002	E012.TC	26-Oct-2022	----	----	----		29-Oct-2022	48 hrs	65 hrs	*	EHTL
<b>Microbiological Tests : Total Coliforms Background (MF-mEndo)</b>											
<b>Sterile HDPE (Sodium thiosulphate) [ON MECP]</b> GW-002	E012.BG.TC	26-Oct-2022	----	----	----		29-Oct-2022	48 hrs	65 hrs	*	EHTL
<b>Non-Chlorinated Phenolics : BNA (ON 625-511 list) by GC-MS</b>											
<b>Amber glass/Teflon lined cap</b> GW-002	E655A	26-Oct-2022	01-Nov-2022	----	----		02-Nov-2022	----	----		
<b>Organic / Inorganic Carbon : Dissolved Organic Carbon by Combustion (Low Level)</b>											
<b>Amber glass dissolved (sulfuric acid)</b> GW-002	E358-L	26-Oct-2022	31-Oct-2022	----	----		01-Nov-2022	28 days	6 days	✓	
<b>Pesticides : Miscellaneous Pesticides by GC-MS</b>											
<b>Amber glass/Teflon lined cap</b> GW-002	E660E-H	26-Oct-2022	01-Nov-2022	14 days	6 days	✓	04-Nov-2022	40 days	3 days	✓	
<b>Phthalate Esters : BNA (ON 625-511 list) by GC-MS</b>											
<b>Amber glass/Teflon lined cap</b> GW-002	E655A	26-Oct-2022	01-Nov-2022	----	----		02-Nov-2022	----	----		
<b>Physical Tests : Alkalinity Species by Titration</b>											
<b>HDPE [ON MECP]</b> GW-002	E290	26-Oct-2022	03-Nov-2022	----	----		04-Nov-2022	14 days	9 days	✓	
<b>Physical Tests : Colour (True) by Spectrometer (2 CU)</b>											
<b>HDPE [ON MECP]</b> GW-002	E329-L	26-Oct-2022	01-Nov-2022	----	----		04-Nov-2022	48 hrs	121 hrs	*	EHTL
<b>Physical Tests : Conductivity in Water</b>											
<b>HDPE [ON MECP]</b> GW-002	E100	26-Oct-2022	03-Nov-2022	----	----		04-Nov-2022	28 days	9 days	✓	



Matrix: **Water** Evaluation: ✖ = Holding time exceedance ; ✔ = Within Holding Time

Analyte Group Container / Client Sample ID(s)	Method	Sampling Date	Extraction / Preparation				Analysis			
			Preparation Date	Holding Times		Eval	Analysis Date	Holding Times		Eval
				Rec	Actual			Rec	Actual	
<b>Physical Tests : pH by Meter</b>										
HDPE [ON MECP] GW-002	E108	26-Oct-2022	03-Nov-2022	----	----		04-Nov-2022	14 days	9 days	✔
<b>Physical Tests : TDS by Gravimetry</b>										
HDPE [ON MECP] GW-002	E162	26-Oct-2022	----	----	----		01-Nov-2022	7 days	6 days	✔
<b>Physical Tests : Turbidity by Nephelometry</b>										
HDPE [ON MECP] GW-002	E121	26-Oct-2022	----	----	----		29-Oct-2022	3 days	3 days	✔
<b>Polycyclic Aromatic Hydrocarbons : BNA (ON 625-511 list) by GC-MS</b>										
Amber glass/Teflon lined cap GW-002	E655A	26-Oct-2022	01-Nov-2022	----	----		02-Nov-2022	----	----	
<b>Semi-Volatile Organics : BNA (ON 625-511 list) by GC-MS</b>										
Amber glass/Teflon lined cap GW-002	E655A	26-Oct-2022	01-Nov-2022	7 days	6 days	✔	02-Nov-2022	40 days	1 days	✔
<b>Total Sulfides : Total Sulfide by Colourimetry (Automated Flow)</b>										
HDPE total (zinc acetate+sodium hydroxide) [ON MECP] GW-002	E395-H	26-Oct-2022	----	----	----		02-Nov-2022	7 days	7 days	✔
<b>Volatile Organic Compounds : VOCs (Eastern Canada List) by Headspace GC-MS</b>										
Glass vial (sodium bisulfate) GW-002	E611D	26-Oct-2022	03-Nov-2022	----	----		03-Nov-2022	14 days	8 days	✔

**Legend & Qualifier Definitions**

EHTL: Exceeded ALS recommended hold time prior to analysis. Sample was received less than 24 hours prior to expiry.  
 EHT: Exceeded ALS recommended hold time prior to analysis.  
 Rec. HT: ALS recommended hold time (see units).



## Quality Control Parameter Frequency Compliance

The following report summarizes the frequency of laboratory QC samples analyzed within the analytical batches (QC lots) in which the submitted samples were processed. The actual frequency should be greater than or equal to the expected frequency.

Matrix: **Water** Evaluation: ✖ = QC frequency outside specification; ✔ = QC frequency within specification.

Quality Control Sample Type	Method	QC Lot #	Count		Frequency (%)		Evaluation
			QC	Regular	Actual	Expected	
<b>Analytical Methods</b>							
<b>Laboratory Duplicates (DUP)</b>							
Alkalinity Species by Titration	E290	728619	1	14	7.1	5.0	✔
Ammonia by Fluorescence	E298	729135	1	19	5.2	5.0	✔
CCME PHC - F1 by Headspace GC-FID (Low Level)	E581.F1-L	727946	1	9	11.1	5.0	✔
Chloride in Water by IC	E235.Cl	728620	1	18	5.5	5.0	✔
Colour (True) by Spectrometer (2 CU)	E329-L	724671	1	12	8.3	5.0	✔
Conductivity in Water	E100	728617	1	16	6.2	5.0	✔
Dissolved Metals in Water by CRC ICPMS	E421	722924	1	20	5.0	5.0	✔
Dissolved Organic Carbon by Combustion (Low Level)	E358-L	723366	1	20	5.0	5.0	✔
E. coli (MF-mFC-BCIG)	E012A.EC	721582	1	19	5.2	5.0	✔
Fluoride in Water by IC	E235.F	728623	1	1	100.0	5.0	✔
Heterotrophic Plate Count by MF (MF-mHPC)	E012.HPC	721178	0	4	0.0	5.0	✖
Nitrate in Water by IC	E235.NO3	728621	1	4	25.0	5.0	✔
Nitrite in Water by IC	E235.NO2	728622	1	4	25.0	5.0	✔
pH by Meter	E108	728618	1	20	5.0	5.0	✔
Sulfate in Water by IC	E235.SO4	728624	1	1	100.0	5.0	✔
Tannin & Lignin in Water	E563	722654	1	11	9.0	5.0	✔
TDS by Gravimetry	E162	724936	1	20	5.0	5.0	✔
Total Coliforms (MF-mEndo)	E012.TC	721298	0	3	0.0	5.0	✖
Total Coliforms Background (MF-mEndo)	E012.BG.TC	721299	0	1	0.0	5.0	✖
Total Kjeldahl Nitrogen by Fluorescence (Low Level)	E318	729132	1	16	6.2	5.0	✔
Total Sulfide by Colourimetry (Automated Flow)	E395-H	726653	1	6	16.6	5.0	✔
Turbidity by Nephelometry	E121	721148	1	4	25.0	5.0	✔
VOCs (Eastern Canada List) by Headspace GC-MS	E611D	727945	1	19	5.2	5.0	✔
<b>Laboratory Control Samples (LCS)</b>							
Alkalinity Species by Titration	E290	728619	1	14	7.1	5.0	✔
Ammonia by Fluorescence	E298	729135	1	19	5.2	5.0	✔
BNA (ON 625-511 list) by GC-MS	E655A	724805	1	2	50.0	5.0	✔
CCME PHC - F1 by Headspace GC-FID (Low Level)	E581.F1-L	727946	1	9	11.1	5.0	✔
Chloride in Water by IC	E235.Cl	728620	1	18	5.5	5.0	✔
Colour (True) by Spectrometer (2 CU)	E329-L	724671	1	12	8.3	5.0	✔
Conductivity in Water	E100	728617	1	16	6.2	5.0	✔
Dissolved Metals in Water by CRC ICPMS	E421	722924	1	20	5.0	5.0	✔
Dissolved Organic Carbon by Combustion (Low Level)	E358-L	723366	1	20	5.0	5.0	✔
Fluoride in Water by IC	E235.F	728623	1	1	100.0	5.0	✔
Miscellaneous Pesticides by GC-MS	E660E-H	724791	1	4	25.0	5.0	✔
Nitrate in Water by IC	E235.NO3	728621	1	4	25.0	5.0	✔



Matrix: **Water**

Evaluation: \* = QC frequency outside specification; ✓ = QC frequency within specification.

Quality Control Sample Type	Method	QC Lot #	Count		Frequency (%)		
			QC	Regular	Actual	Expected	Evaluation
<b>Analytical Methods</b>							
<b>Laboratory Control Samples (LCS) - Continued</b>							
Nitrite in Water by IC	E235.NO2	728622	1	4	25.0	5.0	✓
pH by Meter	E108	728618	1	20	5.0	5.0	✓
Phenolics (Ontario Chlorophenols List) by GC-MS	E651D	724808	1	2	50.0	5.0	✓
Silica Gel Treated CCME PHCs - F2-F4sg by GC-FID	E601.SG	725959	1	13	7.6	5.0	✓
Sulfate in Water by IC	E235.SO4	728624	1	1	100.0	5.0	✓
Tannin & Lignin in Water	E563	722654	1	11	9.0	5.0	✓
TDS by Gravimetry	E162	724936	1	20	5.0	5.0	✓
Total Kjeldahl Nitrogen by Fluorescence (Low Level)	E318	729132	1	16	6.2	5.0	✓
Total Sulfide by Colourimetry (Automated Flow)	E395-H	726653	1	6	16.6	5.0	✓
Turbidity by Nephelometry	E121	721148	1	4	25.0	5.0	✓
VOCs (Eastern Canada List) by Headspace GC-MS	E611D	727945	1	19	5.2	5.0	✓
<b>Method Blanks (MB)</b>							
Alkalinity Species by Titration	E290	728619	1	14	7.1	5.0	✓
Ammonia by Fluorescence	E298	729135	1	19	5.2	5.0	✓
BNA (ON 625-511 list) by GC-MS	E655A	724805	1	2	50.0	5.0	✓
CCME PHC - F1 by Headspace GC-FID (Low Level)	E581.F1-L	727946	1	9	11.1	5.0	✓
Chloride in Water by IC	E235.Cl	728620	1	18	5.5	5.0	✓
Colour (True) by Spectrometer (2 CU)	E329-L	724671	1	12	8.3	5.0	✓
Conductivity in Water	E100	728617	1	16	6.2	5.0	✓
Dissolved Metals in Water by CRC ICPMS	E421	722924	1	20	5.0	5.0	✓
Dissolved Organic Carbon by Combustion (Low Level)	E358-L	723366	1	20	5.0	5.0	✓
E. coli (MF-mFC-BCIG)	E012A.EC	721582	1	19	5.2	5.0	✓
Fluoride in Water by IC	E235.F	728623	1	1	100.0	5.0	✓
Heterotrophic Plate Count by MF (MF-mHPC)	E012.HPC	721178	1	4	25.0	5.0	✓
Miscellaneous Pesticides by GC-MS	E660E-H	724791	1	4	25.0	5.0	✓
Nitrate in Water by IC	E235.NO3	728621	1	4	25.0	5.0	✓
Nitrite in Water by IC	E235.NO2	728622	1	4	25.0	5.0	✓
Phenolics (Ontario Chlorophenols List) by GC-MS	E651D	724808	1	2	50.0	5.0	✓
Silica Gel Treated CCME PHCs - F2-F4sg by GC-FID	E601.SG	725959	1	13	7.6	5.0	✓
Sulfate in Water by IC	E235.SO4	728624	1	1	100.0	5.0	✓
Tannin & Lignin in Water	E563	722654	1	11	9.0	5.0	✓
TDS by Gravimetry	E162	724936	1	20	5.0	5.0	✓
Total Coliforms (MF-mEndo)	E012.TC	721298	1	3	33.3	5.0	✓
Total Coliforms Background (MF-mEndo)	E012.BG.TC	721299	1	1	100.0	5.0	✓
Total Kjeldahl Nitrogen by Fluorescence (Low Level)	E318	729132	1	16	6.2	5.0	✓
Total Sulfide by Colourimetry (Automated Flow)	E395-H	726653	1	6	16.6	5.0	✓
Turbidity by Nephelometry	E121	721148	1	4	25.0	5.0	✓
VOCs (Eastern Canada List) by Headspace GC-MS	E611D	727945	1	19	5.2	5.0	✓
<b>Matrix Spikes (MS)</b>							



Matrix: **Water** Evaluation: ✖ = QC frequency outside specification; ✔ = QC frequency within specification.

Quality Control Sample Type	Method	QC Lot #	Count		Frequency (%)		
			QC	Regular	Actual	Expected	Evaluation
<i>Analytical Methods</i>							
<b>Matrix Spikes (MS) - Continued</b>							
Ammonia by Fluorescence	E298	729135	1	19	5.2	5.0	✔
CCME PHC - F1 by Headspace GC-FID (Low Level)	E581.F1-L	727946	1	9	11.1	5.0	✔
Chloride in Water by IC	E235.Cl	728620	1	18	5.5	5.0	✔
Dissolved Metals in Water by CRC ICPMS	E421	722924	1	20	5.0	5.0	✔
Dissolved Organic Carbon by Combustion (Low Level)	E358-L	723366	1	20	5.0	5.0	✔
Fluoride in Water by IC	E235.F	728623	1	1	100.0	5.0	✔
Nitrate in Water by IC	E235.NO3	728621	1	4	25.0	5.0	✔
Nitrite in Water by IC	E235.NO2	728622	1	4	25.0	5.0	✔
Sulfate in Water by IC	E235.SO4	728624	1	1	100.0	5.0	✔
Tannin & Lignin in Water	E563	722654	1	11	9.0	5.0	✔
Total Kjeldahl Nitrogen by Fluorescence (Low Level)	E318	729132	1	16	6.2	5.0	✔
Total Sulfide by Colourimetry (Automated Flow)	E395-H	726653	1	6	16.6	5.0	✔
VOCs (Eastern Canada List) by Headspace GC-MS	E611D	727945	1	19	5.2	5.0	✔



## Methodology References and Summaries

The analytical methods used by ALS are developed using internationally recognized reference methods (where available), such as those published by US EPA, APHA Standard Methods, ASTM, ISO, Environment Canada, BC MOE, and Ontario MOE. Reference methods may incorporate modifications to improve performance (indicated by "mod").

Analytical Methods	Method / Lab	Matrix	Method Reference	Method Descriptions
Total Coliforms Background (MF-mEndo)	E012.BG.TC Waterloo - Environmental	Water	APHA 9222B (mod)	Noncoliform bacteria observed on Total Coliform plates are enumerated.
Heterotrophic Plate Count by MF (MF-mHPC)	E012.HPC Waterloo - Environmental	Water	SM 9215D	Following filtration (0.45 µm), and incubation at 35.0 ± 0.5°C for 48 hours, the observed colonies are enumerated.
Total Coliforms (MF-mEndo)	E012.TC Waterloo - Environmental	Water	APHA 9222B (mod)	Following filtration (0.45 µm), and incubation at 35.0 ± 0.5°C for 24 hours, colonies exhibiting characteristic morphology of the target organism are enumerated and confirmed.
E. coli (MF-mFC-BCIG)	E012A.EC Waterloo - Environmental	Water	ON E3433 (mod)	Following filtration (0.45 µm), and incubation at 44.5 ± 0.2°C for 24 hours, colonies exhibiting characteristic morphology of the target organism are enumerated.
Conductivity in Water	E100 Waterloo - Environmental	Water	APHA 2510 (mod)	Conductivity, also known as Electrical Conductivity (EC) or Specific Conductance, is measured by immersion of a conductivity cell with platinum electrodes into a water sample. Conductivity measurements are temperature-compensated to 25°C.
pH by Meter	E108 Waterloo - Environmental	Water	APHA 4500-H (mod)	pH is determined by potentiometric measurement with a pH electrode, and is conducted at ambient laboratory temperature (normally 20 ± 5°C). For high accuracy test results, pH should be measured in the field within the recommended 15 minute hold time.
Turbidity by Nephelometry	E121 Waterloo - Environmental	Water	APHA 2130 B (mod)	Turbidity is measured by the nephelometric method, by measuring the intensity of light scatter under defined conditions.
TDS by Gravimetry	E162 Waterloo - Environmental	Water	APHA 2540 C (mod)	Total Dissolved Solids (TDS) are determined by filtering a sample through a glass fibre filter, with evaporation of the filtrate at 180 ± 2°C for 16 hours or to constant weight, with gravimetric measurement of the residue.
Chloride in Water by IC	E235.Cl Waterloo - Environmental	Water	EPA 300.1 (mod)	Inorganic anions are analyzed by Ion Chromatography with conductivity and/or UV detection.
Fluoride in Water by IC	E235.F Waterloo - Environmental	Water	EPA 300.1 (mod)	Inorganic anions are analyzed by Ion Chromatography with conductivity and/or UV detection.



Analytical Methods	Method / Lab	Matrix	Method Reference	Method Descriptions
Nitrite in Water by IC	E235.NO2  Waterloo - Environmental	Water	EPA 300.1 (mod)	Inorganic anions are analyzed by Ion Chromatography with conductivity and/or UV detection.
Nitrate in Water by IC	E235.NO3  Waterloo - Environmental	Water	EPA 300.1 (mod)	Inorganic anions are analyzed by Ion Chromatography with conductivity and/or UV detection.
Sulfate in Water by IC	E235.SO4  Waterloo - Environmental	Water	EPA 300.1 (mod)	Inorganic anions are analyzed by Ion Chromatography with conductivity and/or UV detection.
Alkalinity Species by Titration	E290  Waterloo - Environmental	Water	APHA 2320 B (mod)	Total alkalinity is determined by potentiometric titration to a pH 4.5 endpoint. Bicarbonate, carbonate and hydroxide alkalinity are calculated from phenolphthalein alkalinity and total alkalinity values.
Ammonia by Fluorescence	E298  Waterloo - Environmental	Water	Method Fialab 100, 2018	Ammonia in water is determined by automated continuous flow analysis with membrane diffusion and fluorescence detection, after reaction with OPA (ortho-phthalaldehyde). This method is approved under US EPA 40 CFR Part 136 (May 2021)
Total Kjeldahl Nitrogen by Fluorescence (Low Level)	E318  Waterloo - Environmental	Water	Method Fialab 100, 2018	TKN in water is determined by automated continuous flow analysis with membrane diffusion and fluorescence detection, after reaction with OPA (ortho-phthalaldehyde). This method is approved under US EPA 40 CFR Part 136 (May 2021).
Colour (True) by Spectrometer (2 CU)	E329-L  Waterloo - Environmental	Water	APHA 2120 C (mod)	Colour (True Colour) is determined by filtering a sample through a 0.45 micron membrane filter followed by analysis of the filtrate using the platinum-cobalt colourimetric method. Colour measurements can be highly pH dependent, and apply to the pH of the sample as received (at time of testing), without pH adjustment.
Dissolved Organic Carbon by Combustion (Low Level)	E358-L  Waterloo - Environmental	Water	APHA 5310 B (mod)	Dissolved Organic Carbon (Non-Purgeable), also known as NPOC (dissolved), is a direct measurement of DOC after a filtered (0.45 micron) sample has been acidified and purged to remove inorganic carbon (IC). Analysis is by high temperature combustion with infrared detection of CO <sub>2</sub> . NPOC does not include volatile organic species that are purged off with IC. For samples where the majority of DC (dissolved carbon) is comprised of IC (which is common), this method is more accurate and more reliable than the DOC by subtraction method (i.e. DC minus DIC).
Total Sulfide by Colourimetry (Automated Flow)	E395-H  Vancouver - Environmental	Water	APHA 4500 -S E-Auto-Colorimetry	Sulfide is determined using the gas dialysis automated methylene blue colourimetric method. Results expressed "as H <sub>2</sub> S" if reported represent the maximum possible H <sub>2</sub> S concentration based on the total sulfide concentration in the sample. The H <sub>2</sub> S calculation converts Total Sulphide as (S <sub>2</sub> <sup>-</sup> ) and reports it as Total Sulphide as (H <sub>2</sub> S)
Dissolved Metals in Water by CRC ICPMS	E421  Waterloo - Environmental	Water	APHA 3030B/EPA 6020B (mod)	Water samples are filtered (0.45 um), preserved with nitric acid, and analyzed by Collision/Reaction Cell ICPMS.  Method Limitation (re: Sulfur): Sulfide and volatile sulfur species may not be recovered by this method.





Analytical Methods	Method / Lab	Matrix	Method Reference	Method Descriptions
Tannin & Lignin in Water	E563 Waterloo - Environmental	Water	APHA 5550 B-Colorimetry	This analysis is carried out using procedures adapted from APHA Method 5550 B. "Tannin & Lignin ". Both lignin and tannin contain aromatic hydroxyl groups that react with Folin phenol reagent (tungstophosphoric and molybdophosphoric acids) to form a blue color suitable for the estimation of tannin and lignin concentrations. However, the reaction is not specific for lignin or tannin, nor for compounds containing aromatic hydroxyl groups, in as much as many other reducing materials, both organic and inorganic, respond similarly.
CCME PHC - F1 by Headspace GC-FID (Low Level)	E581.F1-L Waterloo - Environmental	Water	CCME PHC in Soil - Tier 1	CCME Fraction 1 (F1) is analyzed by static headspace GC-FID. Samples are prepared in headspace vials and are heated and agitated on the headspace autosampler, causing VOCs to partition between the aqueous phase and the headspace in accordance with Henry's law.
Silica Gel Treated CCME PHCs - F2-F4sg by GC-FID	E601.SG Waterloo - Environmental	Water	CCME PHC in Soil - Tier 1	Sample extracts are subjected to in-situ silica gel treatment prior to analysis by GC-FID for CCME hydrocarbon fractions (F2-F4).
VOCs (Eastern Canada List) by Headspace GC-MS	E611D Waterloo - Environmental	Water	EPA 8260D (mod)	Volatile Organic Compounds (VOCs) are analyzed by static headspace GC-MS. Samples are prepared in headspace vials and are heated and agitated on the headspace autosampler, causing VOCs to partition between the aqueous phase and the headspace in accordance with Henry's law.
Phenolics (Ontario Chlorophenols List) by GC-MS	E651D Waterloo - Environmental	Water	EPA 8270E (mod)	Phenolics are analyzed by GC-MS.
BNA (ON 625-511 list) by GC-MS	E655A Waterloo - Environmental	Water	EPA 8270E (mod)	BNA are analyzed by GC-MS.
Miscellaneous Pesticides by GC-MS	E660E-H Waterloo - Environmental	Water	EPA 8270E (mod)	Pesticides are analyzed by GC-MS.
Dissolved Hardness (Calculated)	EC100 Waterloo - Environmental	Water	APHA 2340B	"Hardness (as CaCO <sub>3</sub> ), dissolved" is calculated from the sum of dissolved Calcium and Magnesium concentrations, expressed in CaCO <sub>3</sub> equivalents. "Total Hardness" refers to the sum of Calcium and Magnesium Hardness. Hardness is normally or preferentially calculated from dissolved Calcium and Magnesium concentrations, because it is a property of water due to dissolved divalent cations.
Ion Balance using Dissolved Metals	EC101 Waterloo - Environmental	Water	APHA 1030E	Cation Sum, Anion Sum, and Ion Balance are calculated based on guidance from APHA Standard Methods (1030E Checking Correctness of Analysis). Dissolved species are used where available. Minor ions are included where data is present. Ion Balance cannot be calculated accurately for waters with very low electrical conductivity (EC).



Analytical Methods	Method / Lab	Matrix	Method Reference	Method Descriptions
F1-BTEX	EC580 Waterloo - Environmental	Water	CCME PHC in Soil - Tier 1	F1-BTEX is calculated as follows: F1-BTEX = F1 (C6-C10) minus benzene, toluene, ethylbenzene and xylenes (BTEX).
SUM F1 to F4 where F2-F4 is SG treated	EC581SG Waterloo - Environmental	Water	CCME PHC in Soil - Tier 1	Hydrocarbons, total (C6-C50) is the sum of CCME Fraction F1(C6-C10), F2(C10-C16), F3(C16-C34), and F4(C34-C50), where F2-F4 have been treated with silica gel. F4G-sg is not used within this calculation due to overlap with other fractions.
F2-F4 (sg) minus PAH	EC600SG Waterloo - Environmental	Water	CCME PHC in Soil - Tier 1	F2-F4 (sg) minus PAH is calculated as follows: F2-F4 minus PAH = Sum of CCME Fraction 2 (C10-C16), CCME Fraction 3 (C16-C34), and CCME Fraction 4 (C34-C50), minus select Polycyclic Aromatic Hydrocarbons (PAH).

Preparation Methods	Method / Lab	Matrix	Method Reference	Method Descriptions
Preparation for Ammonia	EP298 Waterloo - Environmental	Water		Sample preparation for Preserved Nutrients Water Quality Analysis.
Digestion for TKN in water	EP318 Waterloo - Environmental	Water	APHA 4500-Norg D (mod)	Samples are digested at high temperature using Sulfuric Acid with Copper catalyst, which converts organic nitrogen sources to Ammonia, which is then quantified by the analytical method as TKN. This method is unsuitable for samples containing high levels of nitrate. If nitrate exceeds TKN concentration by ten times or more, results may be biased low.
Preparation for Dissolved Organic Carbon for Combustion	EP358 Waterloo - Environmental	Water	APHA 5310 B (mod)	Preparation for Dissolved Organic Carbon
Dissolved Metals Water Filtration	EP421 Waterloo - Environmental	Water	APHA 3030B	Water samples are filtered (0.45 um), and preserved with HNO3.
VOCs Preparation for Headspace Analysis	EP581 Waterloo - Environmental	Water	EPA 5021A (mod)	Samples are prepared in headspace vials and are heated and agitated on the headspace autosampler. An aliquot of the headspace is then injected into the GC/MS-FID system.
PHCs and PAHs Hexane Extraction	EP601 Waterloo - Environmental	Water	EPA 3511 (mod)	Petroleum Hydrocarbons (PHCs) and Polycyclic Aromatic Hydrocarbons (PAHs) are extracted using a hexane liquid-liquid extraction.
Phenolics Extraction	EP651 Waterloo - Environmental	Water	EPA 3511 (mod)	Phenolics are extracted from acidic aqueous sample using DCM liquid-liquid extraction.



<i>Preparation Methods</i>	<i>Method / Lab</i>	<i>Matrix</i>	<i>Method Reference</i>	<i>Method Descriptions</i>
BNA Extraction	EP655 Waterloo - Environmental	Water	EPA 3510C (mod)	SVOCs are extracted from aqueous sample using DCM liquid-liquid extraction.
Pesticides & Toxaphene Extraction by DCM	EP660D Waterloo - Environmental	Water	EPA 1699 (mod)	Samples are extracted from aqueous sample using DCM liquid-liquid extraction.

## QUALITY CONTROL REPORT

**Work Order** : **WT2219921**  
**Client** : GHD Limited  
**Contact** : Pascal Renella  
**Address** : 455 Phillip Street  
 Waterloo ON Canada N2L 3X2  
**Telephone** :  
**Project** : 12586015-03.004  
**PO** : 735-003748-1  
**C-O-C number** : ----  
**Sampler** : ----                    519 725 3313  
**Site** : ----  
**Quote number** : 12586015-SSOW-735-003748-1  
**No. of samples received** : 2  
**No. of samples analysed** : 2

**Page** : 1 of 19  
**Laboratory** : Waterloo - Environmental  
**Account Manager** : Rick Hawthorne  
**Address** : 60 Northland Road, Unit 1  
 Waterloo, Ontario Canada N2V 2B8  
**Telephone** : +1 519 886 6910  
**Date Samples Received** : 28-Oct-2022 10:00  
**Date Analysis Commenced** : 29-Oct-2022  
**Issue Date** : 09-Nov-2022 09:28

This report supersedes any previous report(s) with this reference. Results apply to the sample(s) as submitted. This document shall not be reproduced, except in full.

This Quality Control Report contains the following information:

- Laboratory Duplicate (DUP) Report; Relative Percent Difference (RPD) and Data Quality Objectives
- Matrix Spike (MS) Report; Recovery and Data Quality Objectives
- Method Blank (MB) Report; Recovery and Data Quality Objectives
- Laboratory Control Sample (LCS) Report; Recovery and Data Quality Objectives

### Signatories

This document has been electronically signed by the authorized signatories below. Electronic signing is conducted in accordance with US FDA 21 CFR Part 11.

<i>Signatories</i>	<i>Position</i>	<i>Laboratory Department</i>
Amanda Ganouri-Lumsden	Department Manager - Microbiology and Prep	Waterloo Microbiology, Waterloo, Ontario
Andrea Armstrong	Department Manager - Air Quality and Volatiles	Waterloo Organics, Waterloo, Ontario
Danielle Gravel	Team Leader - Semi-Volatile Instrumentation	Waterloo Organics, Waterloo, Ontario
Greg Pokocky	Supervisor - Inorganic	Waterloo Inorganics, Waterloo, Ontario
Jeremy Gingras	Team Leader - Semi-Volatile Instrumentation	Waterloo Organics, Waterloo, Ontario
Jon Fisher	Department Manager - Inorganics	Waterloo Inorganics, Waterloo, Ontario
Jon Fisher	Department Manager - Inorganics	Waterloo Metals, Waterloo, Ontario
Lindsay Gung	Supervisor - Water Chemistry	Vancouver Inorganics, Burnaby, British Columbia
Ruby Sujeepan		Waterloo Microbiology, Waterloo, Ontario

Page : 2 of 19  
Work Order : WT2219921  
Client : GHD Limited  
Project : 12586015-03.004



---

## **General Comments**

The ALS Quality Control (QC) report is optionally provided to ALS clients upon request. ALS test methods include comprehensive QC checks with every analysis to ensure our high standards of quality are met. Each QC result has a known or expected target value, which is compared against predetermined Data Quality Objectives (DQOs) to provide confidence in the accuracy of associated test results. This report contains detailed results for all QC results applicable to this sample submission. Please refer to the ALS Quality Control Interpretation report (QCI) for applicable method references and methodology summaries.

### **Key :**

Anonymous = Refers to samples which are not part of this work order, but which formed part of the QC process lot.  
CAS Number = Chemical Abstracts Service number is a unique identifier assigned to discrete substances.  
DQO = Data Quality Objective.  
LOR = Limit of Reporting (detection limit).  
RPD = Relative Percent Difference  
# = Indicates a QC result that did not meet the ALS DQO.

---

## **Workorder Comments**

Holding times are displayed as "---" if no guidance exists from CCME, Canadian provinces, or broadly recognized international references.

---



### Laboratory Duplicate (DUP) Report

A Laboratory Duplicate (DUP) is a randomly selected intralaboratory replicate sample. Laboratory Duplicates provide information regarding method precision and sample heterogeneity. ALS DQOs for Laboratory Duplicates are expressed as test-specific limits for Relative Percent Difference (RPD), or as an absolute difference limit of 2 times the LOR for low concentration duplicates within ~ 4-10 times the LOR (cut-off is test-specific).

Sub-Matrix: <b>Water</b>					Laboratory Duplicate (DUP) Report						
Laboratory sample ID	Client sample ID	Analyte	CAS Number	Method	LOR	Unit	Original Result	Duplicate Result	RPD(%) or Difference	Duplicate Limits	Qualifier
<b>Physical Tests (QC Lot: 721148)</b>											
WT2219921-001	GW-002	turbidity	----	E121	0.10	NTU	1.04	0.96	0.08	Diff <2x LOR	----
<b>Physical Tests (QC Lot: 724671)</b>											
WT2219921-001	GW-002	colour, true	----	E329-L	2.0	CU	2.4	3.5	1.1	Diff <2x LOR	----
<b>Physical Tests (QC Lot: 724936)</b>											
WT2219751-001	Anonymous	solids, total dissolved [TDS]	----	E162	20	mg/L	666	676	1.42%	20%	----
<b>Physical Tests (QC Lot: 728617)</b>											
WT2219438-001	Anonymous	conductivity	----	E100	2.0	µS/cm	1590	1580	0.316%	10%	----
<b>Physical Tests (QC Lot: 728618)</b>											
WT2219438-001	Anonymous	pH	----	E108	0.10	pH units	7.12	7.19	0.978%	4%	----
<b>Physical Tests (QC Lot: 728619)</b>											
WT2219438-001	Anonymous	alkalinity, total (as CaCO3)	----	E290	2.0	mg/L	602	610	1.40%	20%	----
<b>Anions and Nutrients (QC Lot: 728620)</b>											
WT2219921-001	GW-002	chloride	16887-00-6	E235.Cl	2.50	mg/L	208	208	0.360%	20%	----
<b>Anions and Nutrients (QC Lot: 728621)</b>											
WT2219921-001	GW-002	nitrate (as N)	14797-55-8	E235.NO3	0.100	mg/L	<0.100	<0.100	0	Diff <2x LOR	----
<b>Anions and Nutrients (QC Lot: 728622)</b>											
WT2219921-001	GW-002	nitrite (as N)	14797-65-0	E235.NO2	0.050	mg/L	<0.050	<0.050	0	Diff <2x LOR	----
<b>Anions and Nutrients (QC Lot: 728623)</b>											
WT2219921-001	GW-002	fluoride	16984-48-8	E235.F	0.100	mg/L	<0.100	<0.100	0	Diff <2x LOR	----
<b>Anions and Nutrients (QC Lot: 728624)</b>											
WT2219921-001	GW-002	sulfate (as SO4)	14808-79-8	E235.SO4	1.50	mg/L	111	110	0.639%	20%	----
<b>Anions and Nutrients (QC Lot: 729132)</b>											
TY2203479-002	Anonymous	Kjeldahl nitrogen, total [TKN]	----	E318	0.050	mg/L	1.32	1.44	9.03%	20%	----
<b>Anions and Nutrients (QC Lot: 729135)</b>											
WT2219765-001	Anonymous	ammonia, total (as N)	7664-41-7	E298	0.0050	mg/L	0.144	0.148	2.75%	20%	----
<b>Organic / Inorganic Carbon (QC Lot: 723366)</b>											
WT2219419-001	Anonymous	carbon, dissolved organic [DOC]	----	E358-L	0.50	mg/L	<0.50	<0.50	0	Diff <2x LOR	----
<b>Total Sulfides (QC Lot: 726653)</b>											
WT2219921-001	GW-002	sulfide, total (as S)	18496-25-8	E395-H	0.010	mg/L	<0.010	<0.010	0	Diff <2x LOR	----
<b>Microbiological Tests (QC Lot: 721582)</b>											



Sub-Matrix: Water					Laboratory Duplicate (DUP) Report						
Laboratory sample ID	Client sample ID	Analyte	CAS Number	Method	LOR	Unit	Original Result	Duplicate Result	RPD(%) or Difference	Duplicate Limits	Qualifier
<b>Microbiological Tests (QC Lot: 721582) - continued</b>											
WT2220039-011	Anonymous	coliforms, Escherichia coli [E. coli]	----	E012A.EC	1	CFU/100mL	<1	<1	0	Diff <2x LOR	----
<b>Dissolved Metals (QC Lot: 722924)</b>											
WT2219765-001	Anonymous	aluminum, dissolved	7429-90-5	E421	0.0010	mg/L	<0.0010	<0.0010	0	Diff <2x LOR	----
		antimony, dissolved	7440-36-0	E421	0.00010	mg/L	<0.00010	<0.00010	0	Diff <2x LOR	----
		arsenic, dissolved	7440-38-2	E421	0.00010	mg/L	0.00579	0.00590	1.74%	20%	----
		barium, dissolved	7440-39-3	E421	0.00010	mg/L	0.0348	0.0340	2.32%	20%	----
		beryllium, dissolved	7440-41-7	E421	0.000020	mg/L	<0.000020	<0.000020	0	Diff <2x LOR	----
		boron, dissolved	7440-42-8	E421	0.010	mg/L	0.110	0.116	4.86%	20%	----
		cadmium, dissolved	7440-43-9	E421	0.0000050	mg/L	<0.0000050	<0.0000050	0	Diff <2x LOR	----
		calcium, dissolved	7440-70-2	E421	0.050	mg/L	39.1	41.1	5.12%	20%	----
		chromium, dissolved	7440-47-3	E421	0.00050	mg/L	<0.00050	<0.00050	0	Diff <2x LOR	----
		cobalt, dissolved	7440-48-4	E421	0.00010	mg/L	0.00015	0.00014	0.000004	Diff <2x LOR	----
		copper, dissolved	7440-50-8	E421	0.00020	mg/L	0.00076	0.00077	0.000008	Diff <2x LOR	----
		lead, dissolved	7439-92-1	E421	0.000050	mg/L	0.000140	0.000136	0.000004	Diff <2x LOR	----
		magnesium, dissolved	7439-95-4	E421	0.0050	mg/L	16.4	16.3	0.745%	20%	----
		manganese, dissolved	7439-96-5	E421	0.00010	mg/L	0.00888	0.00882	0.715%	20%	----
		molybdenum, dissolved	7439-98-7	E421	0.000050	mg/L	0.0104	0.0103	1.68%	20%	----
		nickel, dissolved	7440-02-0	E421	0.00050	mg/L	<0.00050	<0.00050	0	Diff <2x LOR	----
		potassium, dissolved	7440-09-7	E421	0.050	mg/L	0.908	0.900	0.941%	20%	----
		selenium, dissolved	7782-49-2	E421	0.000050	mg/L	<0.000050	<0.000050	0	Diff <2x LOR	----
		silver, dissolved	7440-22-4	E421	0.000010	mg/L	<0.000010	<0.000010	0	Diff <2x LOR	----
		sodium, dissolved	7440-23-5	E421	0.050	mg/L	36.1	36.1	0.133%	20%	----
		strontium, dissolved	7440-24-6	E421	0.00020	mg/L	1.06	1.03	2.57%	20%	----
		thallium, dissolved	7440-28-0	E421	0.000010	mg/L	0.000028	0.000025	0.000002	Diff <2x LOR	----
		uranium, dissolved	7440-61-1	E421	0.000010	mg/L	0.000271	0.000264	2.50%	20%	----
		vanadium, dissolved	7440-62-2	E421	0.00050	mg/L	<0.00050	<0.00050	0	Diff <2x LOR	----
		zinc, dissolved	7440-66-6	E421	0.0010	mg/L	0.0165	0.0164	0.627%	20%	----
<b>Aggregate Organics (QC Lot: 722654)</b>											
VA22C5934-004	Anonymous	tannin + lignin (as tannic acid)	----	E563	0.10	mg/L	3.42	3.44	0.737%	20%	----
<b>Volatile Organic Compounds (QC Lot: 727945)</b>											
WT2219921-001	GW-002	Acetone	67-64-1	E611D	20	µg/L	<20	<20	0	Diff <2x LOR	----
		benzene	71-43-2	E611D	0.50	µg/L	<0.50	<0.50	0	Diff <2x LOR	----
		bromodichloromethane	75-27-4	E611D	0.50	µg/L	<0.50	<0.50	0	Diff <2x LOR	----
		bromoform	75-25-2	E611D	0.50	µg/L	<0.50	<0.50	0	Diff <2x LOR	----



Sub-Matrix: **Water**

Laboratory Duplicate (DUP) Report

Laboratory sample ID	Client sample ID	Analyte	CAS Number	Method	LOR	Unit	Original Result	Duplicate Result	RPD(%) or Difference	Duplicate Limits	Qualifier
<b>Volatile Organic Compounds (QC Lot: 727945) - continued</b>											
WT2219921-001	GW-002	bromomethane	74-83-9	E611D	0.50	µg/L	<0.50	<0.50	0	Diff <2x LOR	----
		carbon tetrachloride	56-23-5	E611D	0.20	µg/L	<0.20	<0.20	0	Diff <2x LOR	----
		chlorobenzene	108-90-7	E611D	0.50	µg/L	<0.50	<0.50	0	Diff <2x LOR	----
		chloroform	67-66-3	E611D	0.50	µg/L	<0.50	<0.50	0	Diff <2x LOR	----
		dibromochloromethane	124-48-1	E611D	0.50	µg/L	<0.50	<0.50	0	Diff <2x LOR	----
		dibromoethane, 1,2-	106-93-4	E611D	0.20	µg/L	<0.20	<0.20	0	Diff <2x LOR	----
		dichlorobenzene, 1,2-	95-50-1	E611D	0.50	µg/L	<0.50	<0.50	0	Diff <2x LOR	----
		dichlorobenzene, 1,3-	541-73-1	E611D	0.50	µg/L	<0.50	<0.50	0	Diff <2x LOR	----
		dichlorobenzene, 1,4-	106-46-7	E611D	0.50	µg/L	<0.50	<0.50	0	Diff <2x LOR	----
		dichlorodifluoromethane	75-71-8	E611D	0.50	µg/L	<0.50	<0.50	0	Diff <2x LOR	----
		dichloroethane, 1,1-	75-34-3	E611D	0.50	µg/L	<0.50	<0.50	0	Diff <2x LOR	----
		dichloroethane, 1,2-	107-06-2	E611D	0.50	µg/L	<0.50	<0.50	0	Diff <2x LOR	----
		dichloroethylene, 1,1-	75-35-4	E611D	0.50	µg/L	<0.50	<0.50	0	Diff <2x LOR	----
		dichloroethylene, cis-1,2-	156-59-2	E611D	0.50	µg/L	<0.50	<0.50	0	Diff <2x LOR	----
		dichloroethylene, trans-1,2-	156-60-5	E611D	0.50	µg/L	<0.50	<0.50	0	Diff <2x LOR	----
		dichloromethane	75-09-2	E611D	1.0	µg/L	<1.0	<1.0	0	Diff <2x LOR	----
		dichloropropane, 1,2-	78-87-5	E611D	0.50	µg/L	<0.50	<0.50	0	Diff <2x LOR	----
		dichloropropylene, cis-1,3-	10061-01-5	E611D	0.30	µg/L	<0.30	<0.30	0	Diff <2x LOR	----
		dichloropropylene, trans-1,3-	10061-02-6	E611D	0.30	µg/L	<0.30	<0.30	0	Diff <2x LOR	----
		ethylbenzene	100-41-4	E611D	0.50	µg/L	<0.50	<0.50	0	Diff <2x LOR	----
		hexane, n-	110-54-3	E611D	0.50	µg/L	<0.50	<0.50	0	Diff <2x LOR	----
		methyl ethyl ketone [MEK]	78-93-3	E611D	20	µg/L	<20	<20	0	Diff <2x LOR	----
		methyl isobutyl ketone [MIBK]	108-10-1	E611D	20	µg/L	<20	<20	0	Diff <2x LOR	----
		methyl-tert-butyl ether [MTBE]	1634-04-4	E611D	0.50	µg/L	<0.50	<0.50	0	Diff <2x LOR	----
		styrene	100-42-5	E611D	0.50	µg/L	<0.50	<0.50	0	Diff <2x LOR	----
		tetrachloroethane, 1,1,1,2-	630-20-6	E611D	0.50	µg/L	<0.50	<0.50	0	Diff <2x LOR	----
		tetrachloroethane, 1,1,2,2-	79-34-5	E611D	0.50	µg/L	<0.50	<0.50	0	Diff <2x LOR	----
		tetrachloroethylene	127-18-4	E611D	0.50	µg/L	<0.50	<0.50	0	Diff <2x LOR	----
		toluene	108-88-3	E611D	0.50	µg/L	<0.50	<0.50	0	Diff <2x LOR	----
		trichloroethane, 1,1,1-	71-55-6	E611D	0.50	µg/L	<0.50	<0.50	0	Diff <2x LOR	----
		trichloroethane, 1,1,2-	79-00-5	E611D	0.50	µg/L	<0.50	<0.50	0	Diff <2x LOR	----
		trichloroethylene	79-01-6	E611D	0.50	µg/L	<0.50	<0.50	0	Diff <2x LOR	----
		trichlorofluoromethane	75-69-4	E611D	0.50	µg/L	<0.50	<0.50	0	Diff <2x LOR	----
		vinyl chloride	75-01-4	E611D	0.50	µg/L	<0.50	<0.50	0	Diff <2x LOR	----





Sub-Matrix: <b>Water</b>					<i>Laboratory Duplicate (DUP) Report</i>						
<i>Laboratory sample ID</i>	<i>Client sample ID</i>	<i>Analyte</i>	<i>CAS Number</i>	<i>Method</i>	<i>LOR</i>	<i>Unit</i>	<i>Original Result</i>	<i>Duplicate Result</i>	<i>RPD(%) or Difference</i>	<i>Duplicate Limits</i>	<i>Qualifier</i>
<b>Volatile Organic Compounds (QC Lot: 727945) - continued</b>											
WT2219921-001	GW-002	xylene, m+p-	179601-23-1	E611D	0.40	µg/L	<0.40	<0.40	0	Diff <2x LOR	----
		xylene, o-	95-47-6	E611D	0.30	µg/L	<0.30	<0.30	0	Diff <2x LOR	----
<b>Hydrocarbons (QC Lot: 727946)</b>											
WT2219921-001	GW-002	F1 (C6-C10)	----	E581.F1-L	25	µg/L	<25	<25	0	Diff <2x LOR	----



## Method Blank (MB) Report

A Method Blank is an analyte-free matrix that undergoes sample processing identical to that carried out for test samples. Method Blank results are used to monitor and control for potential contamination from the laboratory environment and reagents. For most tests, the DQO for Method Blanks is for the result to be < LOR.

Sub-Matrix: **Water**

Analyte	CAS Number	Method	LOR	Unit	Result	Qualifier
<b>Physical Tests (QCLot: 721148)</b>						
turbidity	---	E121	0.1	NTU	<0.10	---
<b>Physical Tests (QCLot: 724671)</b>						
colour, true	---	E329-L	2	CU	<2.0	---
<b>Physical Tests (QCLot: 724936)</b>						
solids, total dissolved [TDS]	---	E162	10	mg/L	<10	---
<b>Physical Tests (QCLot: 728617)</b>						
conductivity	---	E100	1	µS/cm	<1.0	---
<b>Physical Tests (QCLot: 728619)</b>						
alkalinity, total (as CaCO <sub>3</sub> )	---	E290	1	mg/L	1.1	---
<b>Anions and Nutrients (QCLot: 728620)</b>						
chloride	16887-00-6	E235.Cl	0.5	mg/L	<0.50	---
<b>Anions and Nutrients (QCLot: 728621)</b>						
nitrate (as N)	14797-55-8	E235.NO3	0.02	mg/L	<0.020	---
<b>Anions and Nutrients (QCLot: 728622)</b>						
nitrite (as N)	14797-65-0	E235.NO2	0.01	mg/L	<0.010	---
<b>Anions and Nutrients (QCLot: 728623)</b>						
fluoride	16984-48-8	E235.F	0.02	mg/L	<0.020	---
<b>Anions and Nutrients (QCLot: 728624)</b>						
sulfate (as SO <sub>4</sub> )	14808-79-8	E235.SO4	0.3	mg/L	<0.30	---
<b>Anions and Nutrients (QCLot: 729132)</b>						
Kjeldahl nitrogen, total [TKN]	---	E318	0.05	mg/L	<0.050	---
<b>Anions and Nutrients (QCLot: 729135)</b>						
ammonia, total (as N)	7664-41-7	E298	0.005	mg/L	<0.0050	---
<b>Organic / Inorganic Carbon (QCLot: 723366)</b>						
carbon, dissolved organic [DOC]	---	E358-L	0.5	mg/L	<0.50	---
<b>Total Sulfides (QCLot: 726653)</b>						
sulfide, total (as S)	18496-25-8	E395-H	0.01	mg/L	<0.010	---
<b>Microbiological Tests (QCLot: 721178)</b>						
heterotrophic plate count [HPC]	---	E012.HPC	1	CFU/1mL	<1	---
<b>Microbiological Tests (QCLot: 721298)</b>						
coliforms, total	---	E012.TC	1	CFU/100mL	<1	---
<b>Microbiological Tests (QCLot: 721299)</b>						



Sub-Matrix: **Water**

Analyte	CAS Number	Method	LOR	Unit	Result	Qualifier
<b>Microbiological Tests (QCLot: 721299) - continued</b>						
coliforms, total background	---	E012.BG.TC	1	CFU/100mL	<1	---
<b>Microbiological Tests (QCLot: 721582)</b>						
coliforms, Escherichia coli [E. coli]	---	E012A.EC	1	CFU/100mL	<1	---
<b>Dissolved Metals (QCLot: 722924)</b>						
aluminum, dissolved	7429-90-5	E421	0.001	mg/L	<0.0010	---
antimony, dissolved	7440-36-0	E421	0.0001	mg/L	<0.00010	---
arsenic, dissolved	7440-38-2	E421	0.0001	mg/L	<0.00010	---
barium, dissolved	7440-39-3	E421	0.0001	mg/L	<0.00010	---
beryllium, dissolved	7440-41-7	E421	0.00002	mg/L	<0.000020	---
boron, dissolved	7440-42-8	E421	0.01	mg/L	<0.010	---
cadmium, dissolved	7440-43-9	E421	0.000005	mg/L	<0.0000050	---
calcium, dissolved	7440-70-2	E421	0.05	mg/L	<0.050	---
chromium, dissolved	7440-47-3	E421	0.0005	mg/L	<0.00050	---
cobalt, dissolved	7440-48-4	E421	0.0001	mg/L	<0.00010	---
copper, dissolved	7440-50-8	E421	0.0002	mg/L	<0.00020	---
lead, dissolved	7439-92-1	E421	0.00005	mg/L	<0.000050	---
magnesium, dissolved	7439-95-4	E421	0.005	mg/L	<0.0050	---
manganese, dissolved	7439-96-5	E421	0.0001	mg/L	<0.00010	---
molybdenum, dissolved	7439-98-7	E421	0.00005	mg/L	<0.000050	---
nickel, dissolved	7440-02-0	E421	0.0005	mg/L	<0.00050	---
potassium, dissolved	7440-09-7	E421	0.05	mg/L	<0.050	---
selenium, dissolved	7782-49-2	E421	0.00005	mg/L	<0.000050	---
silver, dissolved	7440-22-4	E421	0.00001	mg/L	<0.000010	---
sodium, dissolved	7440-23-5	E421	0.05	mg/L	<0.050	---
strontium, dissolved	7440-24-6	E421	0.0002	mg/L	<0.00020	---
thallium, dissolved	7440-28-0	E421	0.00001	mg/L	<0.000010	---
uranium, dissolved	7440-61-1	E421	0.00001	mg/L	<0.000010	---
vanadium, dissolved	7440-62-2	E421	0.0005	mg/L	<0.00050	---
zinc, dissolved	7440-66-6	E421	0.001	mg/L	<0.0010	---
<b>Aggregate Organics (QCLot: 722654)</b>						
tannin + lignin (as tannic acid)	---	E563	0.1	mg/L	<0.10	---
<b>Volatile Organic Compounds (QCLot: 727945)</b>						
Acetone	67-64-1	E611D	20	µg/L	<20	---
benzene	71-43-2	E611D	0.5	µg/L	<0.50	---
bromodichloromethane	75-27-4	E611D	0.5	µg/L	<0.50	---



Sub-Matrix: **Water**

Analyte	CAS Number	Method	LOR	Unit	Result	Qualifier
<b>Volatile Organic Compounds (QCLot: 727945) - continued</b>						
bromoform	75-25-2	E611D	0.5	µg/L	<0.50	----
bromomethane	74-83-9	E611D	0.5	µg/L	<0.50	----
carbon tetrachloride	56-23-5	E611D	0.2	µg/L	<0.20	----
chlorobenzene	108-90-7	E611D	0.5	µg/L	<0.50	----
chloroform	67-66-3	E611D	0.5	µg/L	<0.50	----
dibromochloromethane	124-48-1	E611D	0.5	µg/L	<0.50	----
dibromoethane, 1,2-	106-93-4	E611D	0.2	µg/L	<0.20	----
dichlorobenzene, 1,2-	95-50-1	E611D	0.5	µg/L	<0.50	----
dichlorobenzene, 1,3-	541-73-1	E611D	0.5	µg/L	<0.50	----
dichlorobenzene, 1,4-	106-46-7	E611D	0.5	µg/L	<0.50	----
dichlorodifluoromethane	75-71-8	E611D	0.5	µg/L	<0.50	----
dichloroethane, 1,1-	75-34-3	E611D	0.5	µg/L	<0.50	----
dichloroethane, 1,2-	107-06-2	E611D	0.5	µg/L	<0.50	----
dichloroethylene, 1,1-	75-35-4	E611D	0.5	µg/L	<0.50	----
dichloroethylene, cis-1,2-	156-59-2	E611D	0.5	µg/L	<0.50	----
dichloroethylene, trans-1,2-	156-60-5	E611D	0.5	µg/L	<0.50	----
dichloromethane	75-09-2	E611D	1	µg/L	<1.0	----
dichloropropane, 1,2-	78-87-5	E611D	0.5	µg/L	<0.50	----
dichloropropylene, cis-1,3-	10061-01-5	E611D	0.3	µg/L	<0.30	----
dichloropropylene, trans-1,3-	10061-02-6	E611D	0.3	µg/L	<0.30	----
ethylbenzene	100-41-4	E611D	0.5	µg/L	<0.50	----
hexane, n-	110-54-3	E611D	0.5	µg/L	<0.50	----
methyl ethyl ketone [MEK]	78-93-3	E611D	20	µg/L	<20	----
methyl isobutyl ketone [MIBK]	108-10-1	E611D	20	µg/L	<20	----
methyl-tert-butyl ether [MTBE]	1634-04-4	E611D	0.5	µg/L	<0.50	----
styrene	100-42-5	E611D	0.5	µg/L	<0.50	----
tetrachloroethane, 1,1,1,2-	630-20-6	E611D	0.5	µg/L	<0.50	----
tetrachloroethane, 1,1,2,2-	79-34-5	E611D	0.5	µg/L	<0.50	----
tetrachloroethylene	127-18-4	E611D	0.5	µg/L	<0.50	----
toluene	108-88-3	E611D	0.5	µg/L	<0.50	----
trichloroethane, 1,1,1-	71-55-6	E611D	0.5	µg/L	<0.50	----
trichloroethane, 1,1,2-	79-00-5	E611D	0.5	µg/L	<0.50	----
trichloroethylene	79-01-6	E611D	0.5	µg/L	<0.50	----
trichlorofluoromethane	75-69-4	E611D	0.5	µg/L	<0.50	----
vinyl chloride	75-01-4	E611D	0.5	µg/L	<0.50	----



Sub-Matrix: **Water**

Analyte	CAS Number	Method	LOR	Unit	Result	Qualifier
<b>Volatile Organic Compounds (QCLot: 727945) - continued</b>						
xylene, m+p-	179601-23-1	E611D	0.4	µg/L	<0.40	---
xylene, o-	95-47-6	E611D	0.3	µg/L	<0.30	---
<b>Hydrocarbons (QCLot: 725959)</b>						
F2 (C10-C16)	---	E601.SG	100	µg/L	<100	---
F3 (C16-C34)	---	E601.SG	250	µg/L	<250	---
F4 (C34-C50)	---	E601.SG	250	µg/L	<250	---
<b>Hydrocarbons (QCLot: 727946)</b>						
F1 (C6-C10)	---	E581.F1-L	25	µg/L	<25	---
<b>Polycyclic Aromatic Hydrocarbons (QCLot: 724805)</b>						
acenaphthene	83-32-9	E655A	0.2	µg/L	<0.20	---
acenaphthylene	208-96-8	E655A	0.2	µg/L	<0.20	---
anthracene	120-12-7	E655A	0.2	µg/L	<0.20	---
benz(a)anthracene	56-55-3	E655A	0.2	µg/L	<0.20	---
benzo(a)pyrene	50-32-8	E655A	0.02	µg/L	# <0.040	RRQC
benzo(b+j)fluoranthene	n/a	E655A	0.1	µg/L	<0.10	---
benzo(g,h,i)perylene	191-24-2	E655A	0.2	µg/L	<0.20	---
benzo(k)fluoranthene	207-08-9	E655A	0.1	µg/L	<0.10	---
chrysene	218-01-9	E655A	0.1	µg/L	<0.10	---
dibenz(a,h)anthracene	53-70-3	E655A	0.2	µg/L	<0.20	---
fluoranthene	206-44-0	E655A	0.2	µg/L	<0.20	---
fluorene	86-73-7	E655A	0.2	µg/L	<0.20	---
indeno(1,2,3-c,d)pyrene	193-39-5	E655A	0.2	µg/L	<0.20	---
methylnaphthalene, 1-	90-12-0	E655A	0.4	µg/L	<0.40	---
methylnaphthalene, 2-	91-57-6	E655A	0.4	µg/L	<0.40	---
naphthalene	91-20-3	E655A	0.2	µg/L	<0.20	---
phenanthrene	85-01-8	E655A	0.2	µg/L	<0.20	---
pyrene	129-00-0	E655A	0.2	µg/L	<0.20	---
<b>Phthalate Esters (QCLot: 724805)</b>						
bis(2-ethylhexyl) phthalate [DEHP]	117-81-7	E655A	2	µg/L	<2.0	---
diethyl phthalate	84-66-2	E655A	0.2	µg/L	<0.20	---
dimethyl phthalate	131-11-3	E655A	0.2	µg/L	<0.20	---
<b>Semi-Volatile Organics (QCLot: 724805)</b>						
biphenyl	92-52-4	E655A	0.4	µg/L	<0.40	---
bis(2-chloroethyl) ether	111-44-4	E655A	0.4	µg/L	<0.40	---
bis(2-chloroisopropyl) ether	39638-32-9	E655A	0.4	µg/L	<0.40	---



Sub-Matrix: **Water**

Analyte	CAS Number	Method	LOR	Unit	Result	Qualifier
<b>Semi-Volatile Organics (QCLot: 724805) - continued</b>						
chloroaniline, 4-	106-47-8	E655A	0.4	µg/L	<0.40	----
dichlorobenzidine, 3,3'-	91-94-1	E655A	0.4	µg/L	<0.40	----
dinitrotoluene, 2,4-	121-14-2	E655A	0.4	µg/L	<0.40	----
dinitrotoluene, 2,6-	606-20-2	E655A	0.4	µg/L	<0.40	----
trichlorobenzene, 1,2,4-	120-82-1	E655A	0.4	µg/L	<0.40	----
<b>Chlorinated Phenolics (QCLot: 724805)</b>						
chlorophenol, 2-	95-57-8	E655A	0.3	µg/L	<0.30	----
dichlorophenol, 2,4-	120-83-2	E655A	0.3	µg/L	<0.30	----
pentachlorophenol [PCP]	87-86-5	E655A	0.5	µg/L	<0.50	----
trichlorophenol, 2,4,5-	95-95-4	E655A	0.2	µg/L	<0.20	----
trichlorophenol, 2,4,6-	88-06-2	E655A	0.2	µg/L	<0.20	----
<b>Chlorinated Phenolics (QCLot: 724808)</b>						
tetrachlorophenol, 2,3,4,6-	58-90-2	E651D	0.5	µg/L	<0.50	----
<b>Non-Chlorinated Phenolics (QCLot: 724805)</b>						
dimethylphenol, 2,4-	105-67-9	E655A	0.5	µg/L	<0.50	----
dinitrophenol, 2,4-	51-28-5	E655A	1	µg/L	<1.0	----
phenol	108-95-2	E655A	0.5	µg/L	<0.50	----
<b>Pesticides (QCLot: 724791)</b>						
diazinon	333-41-5	E660E-H	0.1	µg/L	<0.10	----



## Laboratory Control Sample (LCS) Report

A Laboratory Control Sample (LCS) is an analyte-free matrix that has been fortified (spiked) with test analytes at known concentration and processed in an identical manner to test samples. LCS results are expressed as percent recovery, and are used to monitor and control test method accuracy and precision, independent of test sample matrix.

Sub-Matrix: Water

					Laboratory Control Sample (LCS) Report				
Analyte	CAS Number	Method	LOR	Unit	Spike	Recovery (%)	Recovery Limits (%)		Qualifier
					Concentration	LCS	Low	High	
<b>Physical Tests (QCLot: 721148)</b>									
turbidity	----	E121	0.1	NTU	200 NTU	92.4	85.0	115	----
<b>Physical Tests (QCLot: 724671)</b>									
colour, true	----	E329-L	2	CU	25 CU	97.6	85.0	115	----
<b>Physical Tests (QCLot: 724936)</b>									
solids, total dissolved [TDS]	----	E162	10	mg/L	1000 mg/L	105	85.0	115	----
<b>Physical Tests (QCLot: 728617)</b>									
conductivity	----	E100	1	µS/cm	1409 µS/cm	100	90.0	110	----
<b>Physical Tests (QCLot: 728618)</b>									
pH	----	E108	----	pH units	7 pH units	100	98.0	102	----
<b>Physical Tests (QCLot: 728619)</b>									
alkalinity, total (as CaCO <sub>3</sub> )	----	E290	1	mg/L	150 mg/L	106	85.0	115	----
<b>Anions and Nutrients (QCLot: 728620)</b>									
chloride	16887-00-6	E235.Cl	0.5	mg/L	100 mg/L	101	90.0	110	----
<b>Anions and Nutrients (QCLot: 728621)</b>									
nitrate (as N)	14797-55-8	E235.NO3	0.02	mg/L	2.5 mg/L	101	90.0	110	----
<b>Anions and Nutrients (QCLot: 728622)</b>									
nitrite (as N)	14797-65-0	E235.NO2	0.01	mg/L	0.5 mg/L	100	90.0	110	----
<b>Anions and Nutrients (QCLot: 728623)</b>									
fluoride	16984-48-8	E235.F	0.02	mg/L	1 mg/L	101	90.0	110	----
<b>Anions and Nutrients (QCLot: 728624)</b>									
sulfate (as SO <sub>4</sub> )	14808-79-8	E235.SO4	0.3	mg/L	100 mg/L	102	90.0	110	----
<b>Anions and Nutrients (QCLot: 729132)</b>									
Kjeldahl nitrogen, total [TKN]	----	E318	0.05	mg/L	4 mg/L	108	75.0	125	----
<b>Anions and Nutrients (QCLot: 729135)</b>									
ammonia, total (as N)	7664-41-7	E298	0.005	mg/L	0.2 mg/L	95.2	85.0	115	----
<b>Organic / Inorganic Carbon (QCLot: 723366)</b>									
carbon, dissolved organic [DOC]	----	E358-L	0.5	mg/L	8.57 mg/L	105	80.0	120	----
<b>Total Sulfides (QCLot: 726653)</b>									
sulfide, total (as H <sub>2</sub> S)	7783-06-4	E395-H	----	mg/L	0.085 mg/L	103	80.0	120	----



Sub-Matrix: **Water**

Laboratory Control Sample (LCS) Report

Analyte	CAS Number	Method	LOR	Unit	Spike	Recovery (%)	Recovery Limits (%)		Qualifier
					Concentration	LCS	Low	High	
<b>Total Sulfides (QCLot: 726653) - continued</b>									
sulfide, total (as S)	18496-25-8	E395-H	0.01	mg/L	0.08 mg/L	102	80.0	120	----
<b>Dissolved Metals (QCLot: 722924)</b>									
aluminum, dissolved	7429-90-5	E421	0.001	mg/L	0.1 mg/L	99.3	80.0	120	----
antimony, dissolved	7440-36-0	E421	0.0001	mg/L	0.05 mg/L	97.3	80.0	120	----
arsenic, dissolved	7440-38-2	E421	0.0001	mg/L	0.05 mg/L	103	80.0	120	----
barium, dissolved	7440-39-3	E421	0.0001	mg/L	0.0125 mg/L	100.0	80.0	120	----
beryllium, dissolved	7440-41-7	E421	0.00002	mg/L	0.005 mg/L	92.8	80.0	120	----
boron, dissolved	7440-42-8	E421	0.01	mg/L	0.05 mg/L	91.1	80.0	120	----
cadmium, dissolved	7440-43-9	E421	0.000005	mg/L	0.005 mg/L	102	80.0	120	----
calcium, dissolved	7440-70-2	E421	0.05	mg/L	2.5 mg/L	99.7	80.0	120	----
chromium, dissolved	7440-47-3	E421	0.0005	mg/L	0.0125 mg/L	96.6	80.0	120	----
cobalt, dissolved	7440-48-4	E421	0.0001	mg/L	0.0125 mg/L	97.7	80.0	120	----
copper, dissolved	7440-50-8	E421	0.0002	mg/L	0.0125 mg/L	96.8	80.0	120	----
lead, dissolved	7439-92-1	E421	0.00005	mg/L	0.025 mg/L	104	80.0	120	----
magnesium, dissolved	7439-95-4	E421	0.005	mg/L	2.5 mg/L	103	80.0	120	----
manganese, dissolved	7439-96-5	E421	0.0001	mg/L	0.0125 mg/L	101	80.0	120	----
molybdenum, dissolved	7439-98-7	E421	0.00005	mg/L	0.0125 mg/L	96.6	80.0	120	----
nickel, dissolved	7440-02-0	E421	0.0005	mg/L	0.025 mg/L	98.3	80.0	120	----
potassium, dissolved	7440-09-7	E421	0.05	mg/L	2.5 mg/L	95.0	80.0	120	----
selenium, dissolved	7782-49-2	E421	0.00005	mg/L	0.05 mg/L	103	80.0	120	----
silver, dissolved	7440-22-4	E421	0.00001	mg/L	0.005 mg/L	100	80.0	120	----
sodium, dissolved	7440-23-5	E421	0.05	mg/L	2.5 mg/L	100	80.0	120	----
strontium, dissolved	7440-24-6	E421	0.0002	mg/L	0.0125 mg/L	100	80.0	120	----
thallium, dissolved	7440-28-0	E421	0.00001	mg/L	0.05 mg/L	101	80.0	120	----
uranium, dissolved	7440-61-1	E421	0.00001	mg/L	0.00025 mg/L	108	80.0	120	----
vanadium, dissolved	7440-62-2	E421	0.0005	mg/L	0.025 mg/L	98.3	80.0	120	----
zinc, dissolved	7440-66-6	E421	0.001	mg/L	0.025 mg/L	98.6	80.0	120	----
<b>Aggregate Organics (QCLot: 722654)</b>									
tannin + lignin (as tannic acid)	----	E563	0.1	mg/L	5 mg/L	103	85.0	115	----
<b>Volatile Organic Compounds (QCLot: 727945)</b>									
Acetone	67-64-1	E611D	20	µg/L	100 µg/L	118	70.0	130	----
benzene	71-43-2	E611D	0.5	µg/L	100 µg/L	106	70.0	130	----
bromodichloromethane	75-27-4	E611D	0.5	µg/L	100 µg/L	104	70.0	130	----





Sub-Matrix: Water

					Laboratory Control Sample (LCS) Report				
					Spike	Recovery (%)	Recovery Limits (%)		
Analyte	CAS Number	Method	LOR	Unit	Concentration	LCS	Low	High	Qualifier
<b>Volatile Organic Compounds (QCLot: 727945) - continued</b>									
bromoform	75-25-2	E611D	0.5	µg/L	100 µg/L	94.8	70.0	130	----
bromomethane	74-83-9	E611D	0.5	µg/L	100 µg/L	96.8	60.0	140	----
carbon tetrachloride	56-23-5	E611D	0.2	µg/L	100 µg/L	85.6	70.0	130	----
chlorobenzene	108-90-7	E611D	0.5	µg/L	100 µg/L	97.5	70.0	130	----
chloroform	67-66-3	E611D	0.5	µg/L	100 µg/L	99.4	70.0	130	----
dibromochloromethane	124-48-1	E611D	0.5	µg/L	100 µg/L	90.5	70.0	130	----
dibromoethane, 1,2-	106-93-4	E611D	0.2	µg/L	100 µg/L	82.9	70.0	130	----
dichlorobenzene, 1,2-	95-50-1	E611D	0.5	µg/L	100 µg/L	92.9	70.0	130	----
dichlorobenzene, 1,3-	541-73-1	E611D	0.5	µg/L	100 µg/L	94.0	70.0	130	----
dichlorobenzene, 1,4-	106-46-7	E611D	0.5	µg/L	100 µg/L	94.3	70.0	130	----
dichlorodifluoromethane	75-71-8	E611D	0.5	µg/L	100 µg/L	98.9	60.0	140	----
dichloroethane, 1,1-	75-34-3	E611D	0.5	µg/L	100 µg/L	103	70.0	130	----
dichloroethane, 1,2-	107-06-2	E611D	0.5	µg/L	100 µg/L	110	70.0	130	----
dichloroethylene, 1,1-	75-35-4	E611D	0.5	µg/L	100 µg/L	100.0	70.0	130	----
dichloroethylene, cis-1,2-	156-59-2	E611D	0.5	µg/L	100 µg/L	86.2	70.0	130	----
dichloroethylene, trans-1,2-	156-60-5	E611D	0.5	µg/L	100 µg/L	102	70.0	130	----
dichloromethane	75-09-2	E611D	1	µg/L	100 µg/L	95.9	70.0	130	----
dichloropropane, 1,2-	78-87-5	E611D	0.5	µg/L	100 µg/L	102	70.0	130	----
dichloropropylene, cis-1,3-	10061-01-5	E611D	0.3	µg/L	100 µg/L	104	70.0	130	----
dichloropropylene, trans-1,3-	10061-02-6	E611D	0.3	µg/L	100 µg/L	111	70.0	130	----
ethylbenzene	100-41-4	E611D	0.5	µg/L	100 µg/L	100	70.0	130	----
hexane, n-	110-54-3	E611D	0.5	µg/L	100 µg/L	100.0	70.0	130	----
methyl ethyl ketone [MEK]	78-93-3	E611D	20	µg/L	100 µg/L	114	70.0	130	----
methyl isobutyl ketone [MIBK]	108-10-1	E611D	20	µg/L	100 µg/L	103	70.0	130	----
methyl-tert-butyl ether [MTBE]	1634-04-4	E611D	0.5	µg/L	100 µg/L	106	70.0	130	----
styrene	100-42-5	E611D	0.5	µg/L	100 µg/L	96.7	70.0	130	----
tetrachloroethane, 1,1,1,2-	630-20-6	E611D	0.5	µg/L	100 µg/L	83.5	70.0	130	----
tetrachloroethane, 1,1,1,2,2-	79-34-5	E611D	0.5	µg/L	100 µg/L	104	70.0	130	----
tetrachloroethylene	127-18-4	E611D	0.5	µg/L	100 µg/L	96.8	70.0	130	----
toluene	108-88-3	E611D	0.5	µg/L	100 µg/L	107	70.0	130	----
trichloroethane, 1,1,1-	71-55-6	E611D	0.5	µg/L	100 µg/L	93.0	70.0	130	----
trichloroethane, 1,1,2-	79-00-5	E611D	0.5	µg/L	100 µg/L	96.0	70.0	130	----
trichloroethylene	79-01-6	E611D	0.5	µg/L	100 µg/L	81.7	70.0	130	----
trichlorofluoromethane	75-69-4	E611D	0.5	µg/L	100 µg/L	97.0	60.0	140	----
vinyl chloride	75-01-4	E611D	0.5	µg/L	100 µg/L	90.3	60.0	140	----
xylene, m+p-	179601-23-1	E611D	0.4	µg/L	200 µg/L	97.8	70.0	130	----



Sub-Matrix: Water

					Laboratory Control Sample (LCS) Report				
					Spike	Recovery (%)	Recovery Limits (%)		
Analyte	CAS Number	Method	LOR	Unit	Concentration	LCS	Low	High	Qualifier
<b>Volatile Organic Compounds (QCLot: 727945) - continued</b>									
xylene, o-	95-47-6	E611D	0.3	µg/L	100 µg/L	102	70.0	130	----
<b>Hydrocarbons (QCLot: 725959)</b>									
F2 (C10-C16)	----	E601.SG	100	µg/L	5190.11 µg/L	102	70.0	130	----
F3 (C16-C34)	----	E601.SG	250	µg/L	6225.68 µg/L	102	70.0	130	----
F4 (C34-C50)	----	E601.SG	250	µg/L	6014.63 µg/L	96.3	70.0	130	----
<b>Hydrocarbons (QCLot: 727946)</b>									
F1 (C6-C10)	----	E581.F1-L	25	µg/L	2000 µg/L	108	80.0	120	----
<b>Polycyclic Aromatic Hydrocarbons (QCLot: 724805)</b>									
acenaphthene	83-32-9	E655A	0.2	µg/L	1.6 µg/L	94.8	50.0	140	----
acenaphthylene	208-96-8	E655A	0.2	µg/L	1.6 µg/L	97.1	50.0	140	----
anthracene	120-12-7	E655A	0.2	µg/L	1.6 µg/L	105	50.0	140	----
benz(a)anthracene	56-55-3	E655A	0.2	µg/L	1.6 µg/L	119	50.0	140	----
benzo(a)pyrene	50-32-8	E655A	0.02	µg/L	1.6 µg/L	109	50.0	140	----
benzo(b+j)fluoranthene	n/a	E655A	0.1	µg/L	1.6 µg/L	74.0	50.0	140	----
benzo(g,h,i)perylene	191-24-2	E655A	0.2	µg/L	1.6 µg/L	67.9	50.0	140	----
benzo(k)fluoranthene	207-08-9	E655A	0.1	µg/L	1.6 µg/L	105	50.0	140	----
chrysene	218-01-9	E655A	0.1	µg/L	1.6 µg/L	95.1	50.0	140	----
dibenz(a,h)anthracene	53-70-3	E655A	0.2	µg/L	1.6 µg/L	73.3	50.0	140	----
fluoranthene	206-44-0	E655A	0.2	µg/L	1.6 µg/L	90.1	50.0	140	----
fluorene	86-73-7	E655A	0.2	µg/L	1.6 µg/L	89.8	50.0	140	----
indeno(1,2,3-c,d)pyrene	193-39-5	E655A	0.2	µg/L	1.6 µg/L	66.4	50.0	140	----
methylnaphthalene, 1-	90-12-0	E655A	0.4	µg/L	1.6 µg/L	97.7	50.0	140	----
methylnaphthalene, 2-	91-57-6	E655A	0.4	µg/L	1.6 µg/L	86.6	50.0	140	----
naphthalene	91-20-3	E655A	0.2	µg/L	1.6 µg/L	87.4	50.0	140	----
phenanthrene	85-01-8	E655A	0.2	µg/L	1.6 µg/L	93.6	50.0	140	----
pyrene	129-00-0	E655A	0.2	µg/L	1.6 µg/L	86.4	50.0	140	----
<b>Phthalate Esters (QCLot: 724805)</b>									
bis(2-ethylhexyl) phthalate [DEHP]	117-81-7	E655A	2	µg/L	6.4 µg/L	116	50.0	140	----
diethyl phthalate	84-66-2	E655A	0.2	µg/L	6.4 µg/L	100	50.0	140	----
dimethyl phthalate	131-11-3	E655A	0.2	µg/L	6.4 µg/L	107	50.0	140	----
<b>Semi-Volatile Organics (QCLot: 724805)</b>									
biphenyl	92-52-4	E655A	0.4	µg/L	1.6 µg/L	97.1	50.0	140	----



Sub-Matrix: **Water**

					Laboratory Control Sample (LCS) Report				
					Spike	Recovery (%)	Recovery Limits (%)		
Analyte	CAS Number	Method	LOR	Unit	Concentration	LCS	Low	High	Qualifier
<b>Semi-Volatile Organics (QCLot: 724805) - continued</b>									
bis(2-chloroethyl) ether	111-44-4	E655A	0.4	µg/L	1.6 µg/L	85.5	50.0	140	----
bis(2-chloroisopropyl) ether	39638-32-9	E655A	0.4	µg/L	1.6 µg/L	89.4	50.0	140	----
chloroaniline, 4-	106-47-8	E655A	0.4	µg/L	1.6 µg/L	61.4	30.0	130	----
dichlorobenzidine, 3,3'-	91-94-1	E655A	0.4	µg/L	1.6 µg/L	# 25.6	30.0	130	RRQC
dinitrotoluene, 2,4-	121-14-2	E655A	0.4	µg/L	1.6 µg/L	121	50.0	140	----
dinitrotoluene, 2,6-	606-20-2	E655A	0.4	µg/L	1.6 µg/L	118	50.0	140	----
trichlorobenzene, 1,2,4-	120-82-1	E655A	0.4	µg/L	1.6 µg/L	72.0	50.0	140	----
<b>Chlorinated Phenolics (QCLot: 724805)</b>									
chlorophenol, 2-	95-57-8	E655A	0.3	µg/L	4.8 µg/L	87.6	50.0	140	----
dichlorophenol, 2,4-	120-83-2	E655A	0.3	µg/L	4.8 µg/L	106	50.0	140	----
pentachlorophenol [PCP]	87-86-5	E655A	0.5	µg/L	4.8 µg/L	# 148	50.0	140	LCS-H
trichlorophenol, 2,4,5-	95-95-4	E655A	0.2	µg/L	4.8 µg/L	115	50.0	140	----
trichlorophenol, 2,4,6-	88-06-2	E655A	0.2	µg/L	4.8 µg/L	114	50.0	140	----
<b>Chlorinated Phenolics (QCLot: 724808)</b>									
tetrachlorophenol, 2,3,4,6-	58-90-2	E651D	0.5	µg/L	4.8 µg/L	115	50.0	140	----
<b>Non-Chlorinated Phenolics (QCLot: 724805)</b>									
dimethylphenol, 2,4-	105-67-9	E655A	0.5	µg/L	4.8 µg/L	98.8	30.0	130	----
dinitrophenol, 2,4-	51-28-5	E655A	1	µg/L	4.8 µg/L	# 174	50.0	140	LCS-H
phenol	108-95-2	E655A	0.5	µg/L	4.8 µg/L	114	50.0	140	----
<b>Pesticides (QCLot: 724791)</b>									
diazinon	333-41-5	E660E-H	0.1	µg/L	0.2 µg/L	94.8	60.0	130	----

**Qualifiers**

Qualifier	Description
LCS-H	Lab Control Sample recovery was above ALS DQO. Non-detected sample results are considered reliable. Other results, if reported, have been qualified.
RRQC	Refer to report comments for information regarding this QC result.



## Matrix Spike (MS) Report

A Matrix Spike (MS) is a randomly selected intra-laboratory replicate sample that has been fortified (spiked) with test analytes at known concentration, and processed in an identical manner to test samples. Matrix Spikes provide information regarding analyte recovery and potential matrix effects. MS DQO exceedances due to sample matrix may sometimes be unavoidable; in such cases, test results for the associated sample (or similar samples) may be subject to bias. ND – Recovery not determined, background level >= 1x spike level.

Sub-Matrix: **Water**

					Matrix Spike (MS) Report					
					Spike		Recovery (%)	Recovery Limits (%)		
Laboratory sample ID	Client sample ID	Analyte	CAS Number	Method	Concentration	Target	MS	Low	High	Qualifier
<b>Anions and Nutrients (QCLot: 728620)</b>										
WT2219921-001	GW-002	chloride	16887-00-6	E235.Cl	492 mg/L	500 mg/L	98.5	75.0	125	----
<b>Anions and Nutrients (QCLot: 728621)</b>										
WT2219921-001	GW-002	nitrate (as N)	14797-55-8	E235.NO3	12.1 mg/L	12.5 mg/L	96.7	75.0	125	----
<b>Anions and Nutrients (QCLot: 728622)</b>										
WT2219921-001	GW-002	nitrite (as N)	14797-65-0	E235.NO2	2.44 mg/L	2.5 mg/L	97.6	75.0	125	----
<b>Anions and Nutrients (QCLot: 728623)</b>										
WT2219921-001	GW-002	fluoride	16984-48-8	E235.F	4.97 mg/L	5 mg/L	99.5	75.0	125	----
<b>Anions and Nutrients (QCLot: 728624)</b>										
WT2219921-001	GW-002	sulfate (as SO4)	14808-79-8	E235.SO4	494 mg/L	500 mg/L	98.7	75.0	125	----
<b>Anions and Nutrients (QCLot: 729132)</b>										
TY2203479-002	Anonymous	Kjeldahl nitrogen, total [TKN]	----	E318	2.82 mg/L	2.5 mg/L	113	70.0	130	----
<b>Anions and Nutrients (QCLot: 729135)</b>										
WT2219765-001	Anonymous	ammonia, total (as N)	7664-41-7	E298	ND mg/L	0.1 mg/L	ND	75.0	125	----
<b>Organic / Inorganic Carbon (QCLot: 723366)</b>										
WT2219419-001	Anonymous	carbon, dissolved organic [DOC]	----	E358-L	5.93 mg/L	5 mg/L	118	70.0	130	----
<b>Total Sulfides (QCLot: 726653)</b>										
WT2219958-001	Anonymous	sulfide, total (as S)	18496-25-8	E395-H	1.08 mg/L	1 mg/L	108	75.0	125	----
<b>Dissolved Metals (QCLot: 722924)</b>										
WT2219907-001	Anonymous	aluminum, dissolved	7429-90-5	E421	ND mg/L	0.1 mg/L	ND	70.0	130	----
		antimony, dissolved	7440-36-0	E421	0.0505 mg/L	0.05 mg/L	101	70.0	130	----
		arsenic, dissolved	7440-38-2	E421	0.0537 mg/L	0.05 mg/L	107	70.0	130	----
		barium, dissolved	7440-39-3	E421	0.0118 mg/L	0.0125 mg/L	94.4	70.0	130	----
		beryllium, dissolved	7440-41-7	E421	0.00472 mg/L	0.005 mg/L	94.4	70.0	130	----
		boron, dissolved	7440-42-8	E421	0.043 mg/L	0.05 mg/L	86.2	70.0	130	----
		cadmium, dissolved	7440-43-9	E421	0.00515 mg/L	0.005 mg/L	103	70.0	130	----
		calcium, dissolved	7440-70-2	E421	ND mg/L	2.5 mg/L	ND	70.0	130	----
		chromium, dissolved	7440-47-3	E421	0.0120 mg/L	0.0125 mg/L	96.2	70.0	130	----
		cobalt, dissolved	7440-48-4	E421	0.0122 mg/L	0.0125 mg/L	97.6	70.0	130	----
		copper, dissolved	7440-50-8	E421	0.0120 mg/L	0.0125 mg/L	95.9	70.0	130	----



Sub-Matrix: Water

					Matrix Spike (MS) Report					
					Spike		Recovery (%)	Recovery Limits (%)		
Laboratory sample ID	Client sample ID	Analyte	CAS Number	Method	Concentration	Target	MS	Low	High	Qualifier
<b>Dissolved Metals (QCLot: 722924) - continued</b>										
WT2219907-001	Anonymous	lead, dissolved	7439-92-1	E421	0.0252 mg/L	0.025 mg/L	101	70.0	130	----
		magnesium, dissolved	7439-95-4	E421	ND mg/L	2.5 mg/L	ND	70.0	130	----
		manganese, dissolved	7439-96-5	E421	0.0117 mg/L	0.0125 mg/L	93.3	70.0	130	----
		molybdenum, dissolved	7439-98-7	E421	0.0120 mg/L	0.0125 mg/L	95.6	70.0	130	----
		nickel, dissolved	7440-02-0	E421	0.0239 mg/L	0.025 mg/L	95.7	70.0	130	----
		potassium, dissolved	7440-09-7	E421	2.31 mg/L	2.5 mg/L	92.5	70.0	130	----
		selenium, dissolved	7782-49-2	E421	0.0578 mg/L	0.05 mg/L	116	70.0	130	----
		silver, dissolved	7440-22-4	E421	0.00440 mg/L	0.005 mg/L	88.0	70.0	130	----
		sodium, dissolved	7440-23-5	E421	2.22 mg/L	2.5 mg/L	88.7	70.0	130	----
		strontium, dissolved	7440-24-6	E421	ND mg/L	0.0125 mg/L	ND	70.0	130	----
		thallium, dissolved	7440-28-0	E421	0.0496 mg/L	0.05 mg/L	99.1	70.0	130	----
		uranium, dissolved	7440-61-1	E421	0.000263 mg/L	0.00025 mg/L	105	70.0	130	----
		vanadium, dissolved	7440-62-2	E421	0.0242 mg/L	0.025 mg/L	96.9	70.0	130	----
		zinc, dissolved	7440-66-6	E421	0.0244 mg/L	0.025 mg/L	97.5	70.0	130	----
<b>Aggregate Organics (QCLot: 722654)</b>										
VA22C5934-004	Anonymous	tannin + lignin (as tannic acid)	----	E563	ND mg/L	1.96 mg/L	ND	70.0	130	----
<b>Volatile Organic Compounds (QCLot: 727945)</b>										
WT2219921-001	GW-002	Acetone	67-64-1	E611D	90 µg/L	100 µg/L	90.5	60.0	140	----
		benzene	71-43-2	E611D	98.1 µg/L	100 µg/L	98.1	60.0	140	----
		bromodichloromethane	75-27-4	E611D	94.3 µg/L	100 µg/L	94.3	60.0	140	----
		bromoform	75-25-2	E611D	82.5 µg/L	100 µg/L	82.5	60.0	140	----
		bromomethane	74-83-9	E611D	85.0 µg/L	100 µg/L	85.0	60.0	140	----
		carbon tetrachloride	56-23-5	E611D	80.3 µg/L	100 µg/L	80.3	60.0	140	----
		chlorobenzene	108-90-7	E611D	91.4 µg/L	100 µg/L	91.4	60.0	140	----
		chloroform	67-66-3	E611D	92.1 µg/L	100 µg/L	92.1	60.0	140	----
		dibromochloromethane	124-48-1	E611D	81.2 µg/L	100 µg/L	81.2	60.0	140	----
		dibromoethane, 1,2-	106-93-4	E611D	73.4 µg/L	100 µg/L	73.4	60.0	140	----
		dichlorobenzene, 1,2-	95-50-1	E611D	91.0 µg/L	100 µg/L	91.0	60.0	140	----
		dichlorobenzene, 1,3-	541-73-1	E611D	95.1 µg/L	100 µg/L	95.1	60.0	140	----
		dichlorobenzene, 1,4-	106-46-7	E611D	94.5 µg/L	100 µg/L	94.5	60.0	140	----
		dichlorodifluoromethane	75-71-8	E611D	76.6 µg/L	100 µg/L	76.6	60.0	140	----
		dichloroethane, 1,1-	75-34-3	E611D	93.9 µg/L	100 µg/L	93.9	60.0	140	----
		dichloroethane, 1,2-	107-06-2	E611D	97.7 µg/L	100 µg/L	97.7	60.0	140	----
		dichloroethylene, 1,1-	75-35-4	E611D	92.8 µg/L	100 µg/L	92.8	60.0	140	----
		dichloroethylene, cis-1,2-	156-59-2	E611D	78.8 µg/L	100 µg/L	78.8	60.0	140	----



Sub-Matrix: Water

					Matrix Spike (MS) Report					
					Spike		Recovery (%)	Recovery Limits (%)		
Laboratory sample ID	Client sample ID	Analyte	CAS Number	Method	Concentration	Target	MS	Low	High	Qualifier
<b>Volatile Organic Compounds (QCLot: 727945) - continued</b>										
WT2219921-001	GW-002	dichloroethylene, trans-1,2-	156-60-5	E611D	95.5 µg/L	100 µg/L	95.5	60.0	140	----
		dichloromethane	75-09-2	E611D	84.7 µg/L	100 µg/L	84.7	60.0	140	----
		dichloropropane, 1,2-	78-87-5	E611D	92.7 µg/L	100 µg/L	92.7	60.0	140	----
		dichloropropylene, cis-1,3-	10061-01-5	E611D	93.6 µg/L	100 µg/L	93.6	60.0	140	----
		dichloropropylene, trans-1,3-	10061-02-6	E611D	101 µg/L	100 µg/L	101	60.0	140	----
		ethylbenzene	100-41-4	E611D	99.9 µg/L	100 µg/L	99.9	60.0	140	----
		hexane, n-	110-54-3	E611D	92.6 µg/L	100 µg/L	92.6	60.0	140	----
		methyl ethyl ketone [MEK]	78-93-3	E611D	85 µg/L	100 µg/L	84.9	60.0	140	----
		methyl isobutyl ketone [MIBK]	108-10-1	E611D	78 µg/L	100 µg/L	77.8	60.0	140	----
		methyl-tert-butyl ether [MTBE]	1634-04-4	E611D	97.5 µg/L	100 µg/L	97.5	60.0	140	----
		styrene	100-42-5	E611D	92.2 µg/L	100 µg/L	92.2	60.0	140	----
		tetrachloroethane, 1,1,1,2-	630-20-6	E611D	77.6 µg/L	100 µg/L	77.6	60.0	140	----
		tetrachloroethane, 1,1,2,2-	79-34-5	E611D	90.9 µg/L	100 µg/L	90.9	60.0	140	----
		tetrachloroethylene	127-18-4	E611D	93.9 µg/L	100 µg/L	93.9	60.0	140	----
		toluene	108-88-3	E611D	105 µg/L	100 µg/L	105	60.0	140	----
		trichloroethane, 1,1,1-	71-55-6	E611D	88.3 µg/L	100 µg/L	88.3	60.0	140	----
		trichloroethane, 1,1,2-	79-00-5	E611D	86.9 µg/L	100 µg/L	86.9	60.0	140	----
		trichloroethylene	79-01-6	E611D	79.8 µg/L	100 µg/L	79.8	60.0	140	----
		trichlorofluoromethane	75-69-4	E611D	89.5 µg/L	100 µg/L	89.5	60.0	140	----
		vinyl chloride	75-01-4	E611D	78.8 µg/L	100 µg/L	78.8	60.0	140	----
		xylene, m+p-	179601-23-1	E611D	194 µg/L	200 µg/L	96.8	60.0	140	----
		xylene, o-	95-47-6	E611D	100 µg/L	100 µg/L	100	60.0	140	----
<b>Hydrocarbons (QCLot: 727946)</b>										
WT2219921-001	GW-002	F1 (C6-C10)	----	E581.F1-L	1850 µg/L	2000 µg/L	92.6	60.0	140	----



10/26/2002  
Front Well

Chain of Custody (COC) / Analytical Request Form

COC Number: 20 -

Canada Toll Free: 1 800 668 9878

Page 1 of 1

Environmental Division  
Waterloo  
Work Order Reference  
**WT2219921**



Telephone : +1 519 886 6910

<b>Report To</b> Contact and company name below will appear on the final report		<b>Reports / Recipients</b>			<b>Turnaround Time (TAT) Requested</b>														
Company:	GHD Ltd. (GHDL100)	Select Report Format:	<input checked="" type="checkbox"/> PDF <input checked="" type="checkbox"/> EXCEL <input checked="" type="checkbox"/> EDD (DIGITAL)	<input checked="" type="checkbox"/> Routine [R] if received by 3pm M-F - no surcharges apply			<b>NUMBER OF CONTAINERS</b> Indicate Filtered (F), Preserved (P) or Filtered and F												
Contact:	Pascal Renella	Merge QC/QCI Reports with COA	<input type="checkbox"/> YES <input type="checkbox"/> NO <input type="checkbox"/> N/A	<input type="checkbox"/> 4 day [P4] if received by 3pm M-F - 20% rush surcharge minimum															
Phone:	519-884-0510	<input type="checkbox"/> Compare Results to Criteria on Report - provide details below if box checked		<input type="checkbox"/> 3 day [P3] if received by 3pm M-F - 25% rush surcharge minimum															
Company address below will appear on the final report		Select Distribution:	<input checked="" type="checkbox"/> EMAIL <input type="checkbox"/> MAIL <input type="checkbox"/> FAX	<input type="checkbox"/> 2 day [P2] if received by 3pm M-F - 50% rush surcharge minimum															
Street:	455 Phillip St.	Email 1 or Fax	pascal.renella@ghd.com	<input type="checkbox"/> 1 day [E] if received by 3pm M-F - 100% rush surcharge minimum															
City/Province:	Waterloo, ON	Email 2	See SSOW/PO	<input type="checkbox"/> Same day [E2] if received by 10am M-S - 200% rush surcharge, A fees may apply to rush requests on weekends, statutory holidays and routine tests															
Postal Code:	N2L 3X2	Email 3		<input type="checkbox"/> Date and Time Required for all E&P TATs:															
<b>Invoice To</b>	Same as Report To <input checked="" type="checkbox"/> YES <input type="checkbox"/> NO	<b>Invoice Recipients</b>			For tests that can not be performed according to the														
	Copy of Invoice with Report <input type="checkbox"/> YES <input checked="" type="checkbox"/> NO	Select Invoice Distribution:	<input checked="" type="checkbox"/> EMAIL <input type="checkbox"/> MAIL <input type="checkbox"/> FAX	<b>Analysis Requ</b>															
Company:	GHD Ltd. (GHDL100)	Email 1 or Fax	Invoicing-Canada@ghd.com																
Contact:		Email 2																	
<b>Project Information</b>		<b>Oil and Gas Required Fields (client use)</b>																	
ALS Account # / Quote #:	WT2022GHDL1000126	AFE/Cost Center:		PO#:															
Job #:	12586015	Major/Minor Code:		Routing Code:															
PO / AFE:		Requisitioner:																	
LSD:	JG	Location:																	
<b>ALS Lab Work Order # (lab use only):</b>		ALS Contact:	Rick H	Sampler:															
<b>ALS Sample # (lab use only)</b>	<b>Sample Identification and/or Coordinates (This description will appear on the report)</b>	<b>Date (dd-mmm-yy)</b>	<b>Time (hh:mm)</b>	<b>Sample Type</b>	<b>Groundwater Parameters Routine</b>	<b>Semivol (incl Phenols CPs, PAHs)</b>	<b>Dissolved Metals (field filter)</b>	<b>Sulfide/H<sub>2</sub>S, NH<sub>3</sub></b>	<b>TKN, pH, Turbidity</b>	<b>VOCs/PHC F1-F4</b>	<b>TDS, Transmittance/Lignins</b>	<b>OP Pesticides (Diazinon)</b>	<b>Ion Balance (calc)</b>	<b>Hardness (Calc)</b>	<b>DOC (Field Filter)</b>	<b>VOC, FT Trip Blank</b>	<b>SAMPLES ON HOLD</b>	<b>EXTENDED STORAGE REQUIR</b>	<b>SUSPECTED HAZARD (see not</b>
	GW-12586015- <i>GW-002</i>	26-Oct-22	16h00	WATER	R	R	R	R	R	R	R	R	R	R	R	R			
	<del>GW-12586015-</del>			<del>WATER</del>	<del>R</del>														
	GW-12586015- <i>GW-001</i>	26-Oct-22	11h00	WATER			R												
	<del>GW-12586015-</del>			<del>WATER?</del>															
	<del>GW-12586015-</del>			<del>WATER</del>			R												
	<del>GW-12586015-</del>			<del>WATER</del>			R												
	<del>Trip Blank</del>			<del>WATER</del>													R		
			<i>MB</i>																

<b>Drinking Water (DW) Samples<sup>1</sup> (client use)</b>		<b>Notes / Specify Limits for result evaluation by selecting from drop-down below (Excel COC only)</b>		<b>SAMPLE RECEIPT DETAILS (lab use only)</b>			
Are samples taken from a Regulated DW System? <input type="checkbox"/> YES <input checked="" type="checkbox"/> NO		MINOR GOES TO COC BY M. BOWHARD, GHD EHS "R" = CHECKMARK		Cooling Method: <input type="checkbox"/> NONE <input type="checkbox"/> ICE <input checked="" type="checkbox"/> ICE PACKS <input type="checkbox"/> FROZEN <input type="checkbox"/> COOLING INITIATED			
Are samples for human consumption/ use? <input checked="" type="checkbox"/> YES <input type="checkbox"/> NO				Submission Comments identified on Sample Receipt Notification: <input type="checkbox"/> YES <input checked="" type="checkbox"/> NO			
				Cooler Custody Seals Intact: <input type="checkbox"/> YES <input type="checkbox"/> N/A Sample Custody Seals Intact: <input checked="" type="checkbox"/> YES <input type="checkbox"/> N/A			
				INITIAL COOLER TEMPERATURES °C		FINAL COOLER TEMPERATURES °C	
				7.4		3.5	
<b>SHIPMENT RELEASE (client use)</b>		<b>INITIAL SHIPMENT RECEPTION (lab use only)</b>				<b>FINAL SHIPMENT RECEPTION (lab use only)</b>	
Released by:	Date:	Time:	Received by:	Date:	Time:	Received by:	Date:
G. Bocin	Oct 26/22	5pm	[Signature]	27/10/22	7:40	[Signature]	10/28/22



## CERTIFICATE OF ANALYSIS

<p><b>Work Order</b> : <b>WT2220058</b></p> <p><b>Client</b> : <b>GHD Limited</b></p> <p><b>Contact</b> : Pascal Renella</p> <p><b>Address</b> : 455 Phillip Street Waterloo ON Canada N2L 3X2</p> <p><b>Telephone</b> : 519 725 3313</p> <p><b>Project</b> : 12586015-03.004</p> <p><b>PO</b> : 735-003748-1</p> <p><b>C-O-C number</b> : ----</p> <p><b>Sampler</b> : ----</p> <p><b>Site</b> : ----</p> <p><b>Quote number</b> : 12586015-SSOW-735-003748-1</p> <p><b>No. of samples received</b> : 3</p> <p><b>No. of samples analysed</b> : 3</p>	<p><b>Page</b> : 1 of 8</p> <p><b>Laboratory</b> : Waterloo - Environmental</p> <p><b>Account Manager</b> : Rick Hawthorne</p> <p><b>Address</b> : 60 Northland Road, Unit 1 Waterloo ON Canada N2V 2B8</p> <p><b>Telephone</b> : +1 519 886 6910</p> <p><b>Date Samples Received</b> : 28-Oct-2022 07:40</p> <p><b>Date Analysis</b> : 29-Oct-2022</p> <p><b>Commenced</b> :</p> <p><b>Issue Date</b> : 09-Nov-2022 10:59</p>
---	--

This report supersedes any previous report(s) with this reference. Results apply to the sample(s) as submitted. This document shall not be reproduced, except in full.

This Certificate of Analysis contains the following information:

- General Comments
- Analytical Results
- Surrogate Control Limits

Additional information pertinent to this report will be found in the following separate attachments: Quality Control Report, QC Interpretive report to assist with Quality Review and Sample Receipt Notification (SRN).

### Signatories

This document has been electronically signed by the authorized signatories below. Electronic signing is conducted in accordance with US FDA 21 CFR Part 11.

<i>Signatories</i>	<i>Position</i>	<i>Laboratory Department</i>
Amanda Ganouri-Lumsden	Department Manager - Microbiology and Prep	Microbiology, Waterloo, Ontario
Danielle Gravel	Team Leader - Semi-Volatile Instrumentation	Organics, Waterloo, Ontario
Greg Pokocky	Supervisor - Inorganic	Inorganics, Waterloo, Ontario
Jeremy Gingras	Team Leader - Semi-Volatile Instrumentation	Organics, Waterloo, Ontario
Jon Fisher	Department Manager - Inorganics	Inorganics, Waterloo, Ontario
Jon Fisher	Department Manager - Inorganics	Metals, Waterloo, Ontario
Kelsey Hesch	Analyst	Organics, Waterloo, Ontario
Lindsay Gung	Supervisor - Water Chemistry	Inorganics, Burnaby, British Columbia
Ruby Sujeepan		Microbiology, Waterloo, Ontario





## General Comments

The analytical methods used by ALS are developed using internationally recognized reference methods (where available), such as those published by US EPA, APHA Standard Methods, ASTM, ISO, Environment Canada, BC MOE, and Ontario MOE. Refer to the ALS Quality Control Interpretive report (QCI) for applicable references and methodology summaries. Reference methods may incorporate modifications to improve performance.

Where a reported less than (<) result is higher than the LOR, this may be due to primary sample extract/digestate dilution and/or insufficient sample for analysis.

Where the LOR of a reported result differs from standard LOR, this may be due to high moisture content, insufficient sample (reduced weight employed) or matrix interference.

Please refer to Quality Control Interpretive report (QCI) for information regarding Holding Time compliance.

Key : CAS Number: Chemical Abstracts Services number is a unique identifier assigned to discrete substances

LOR: Limit of Reporting (detection limit).

Unit	Description
-	No Unit
%	percent
µg/L	micrograms per litre
µS/cm	Microsiemens per centimetre
CFU/100mL	colony forming units per 100 mL
CFU/1mL	colony forming units per 1 mL
CU	colour units (1 CU = 1 mg/L Pt)
meq/L	milliequivalents per litre
mg/L	milligrams per litre
NTU	nephelometric turbidity units
pH units	pH units

>: greater than.

<: less than.

Surrogate: An analyte that is similar in behavior to target analyte(s), but that does not occur naturally in environmental samples. For applicable tests, surrogates are added to samples prior to analysis as a check on recovery.

Test results reported relate only to the samples as received by the laboratory.

UNLESS OTHERWISE STATED on SRN or QCI Report, ALL SAMPLES WERE RECEIVED IN ACCEPTABLE CONDITION.

## Workorder Comments

RRR - Detection limit raised due to suspected laboratory contamination.

## Sample Comments

Sample	Client Id	Comment
WT2220058-001	GW-12586015-GW-004	RRR:Detection limit raised due to instrument sensitivity.

## Qualifiers

Qualifier	Description
DLDS	Detection Limit Raised: Dilution required due to high Dissolved Solids / Electrical Conductivity.
RRR	Refer to report comments for issues regarding this analysis.



## Analytical Results

WT2220058-001

Sub-Matrix: Water

(Matrix: Water)

Client sample ID: GW-12586015-GW-004

Client sampling date / time: 27-Oct-2022 14:30

Analyte	CAS Number	Result	LOR	Unit	Method	Prep Date	Analysis Date	QC/lot
<b>Physical Tests</b>								
colour, true	----	2.9	2.0	CU	E329-L	01-Nov-2022	04-Nov-2022	724671
conductivity	----	790	2.0	µS/cm	E100	03-Nov-2022	06-Nov-2022	729186
hardness (as CaCO3), dissolved	----	391	0.50	mg/L	EC100	-	02-Nov-2022	-
pH	----	8.43	0.10	pH units	E108	03-Nov-2022	06-Nov-2022	729184
solids, total dissolved [TDS]	----	495 <sup>DLDS</sup>	20	mg/L	E162	-	02-Nov-2022	726629
turbidity	----	0.10	0.10	NTU	E121	-	04-Nov-2022	730340
alkalinity, total (as CaCO3)	----	269	2.0	mg/L	E290	03-Nov-2022	06-Nov-2022	729185
<b>Anions and Nutrients</b>								
ammonia, total (as N)	7664-41-7	0.125	0.0050	mg/L	E298	02-Nov-2022	04-Nov-2022	726698
chloride	16887-00-6	67.0	0.50	mg/L	E235.Cl	03-Nov-2022	04-Nov-2022	729182
fluoride	16984-48-8	0.192	0.020	mg/L	E235.F	03-Nov-2022	04-Nov-2022	729179
Kjeldahl nitrogen, total [TKN]	----	0.194	0.050	mg/L	E318	02-Nov-2022	03-Nov-2022	726029
nitrate (as N)	14797-55-8	<0.020	0.020	mg/L	E235.NO3	03-Nov-2022	04-Nov-2022	729180
nitrite (as N)	14797-65-0	<0.010	0.010	mg/L	E235.NO2	03-Nov-2022	04-Nov-2022	729181
sulfate (as SO4)	14808-79-8	62.5	0.30	mg/L	E235.SO4	03-Nov-2022	04-Nov-2022	729183
<b>Organic / Inorganic Carbon</b>								
carbon, dissolved organic [DOC]	----	1.98	0.50	mg/L	E358-L	31-Oct-2022	01-Nov-2022	723488
<b>Total Sulfides</b>								
sulfide, total (as H2S)	7783-06-4	0.019	0.011	mg/L	E395-H	-	02-Nov-2022	727164
sulfide, total (as S)	18496-25-8	0.018	0.010	mg/L	E395-H	-	02-Nov-2022	727164
<b>Microbiological Tests</b>								
coliforms, total	----	Not Detected	1	CFU/100mL	E012.TC	-	29-Oct-2022	721574
heterotrophic plate count [HPC]	----	1	1	CFU/1mL	E012.HPC	-	29-Oct-2022	721573
coliforms, total background	----	1	1	CFU/100mL	E012.BG.TC	-	29-Oct-2022	721575
coliforms, Escherichia coli [E. coli]	----	Not Detected	1	CFU/100mL	E012A.EC	-	29-Oct-2022	721578
<b>Ion Balance</b>								
anion sum	----	8.58	0.10	meq/L	EC101	-	09-Nov-2022	-
cation sum	----	9.20	0.10	meq/L	EC101	-	09-Nov-2022	-
ion balance (APHA)	----	3.49	0.01	%	EC101	-	09-Nov-2022	-
<b>Dissolved Metals</b>								
aluminum, dissolved	7429-90-5	<0.0010	0.0010	mg/L	E421	01-Nov-2022	01-Nov-2022	724874
antimony, dissolved	7440-36-0	<0.00010	0.00010	mg/L	E421	01-Nov-2022	01-Nov-2022	724874
arsenic, dissolved	7440-38-2	<0.00010	0.00010	mg/L	E421	01-Nov-2022	01-Nov-2022	724874
barium, dissolved	7440-39-3	0.149	0.00010	mg/L	E421	01-Nov-2022	01-Nov-2022	724874
beryllium, dissolved	7440-41-7	<0.000020	0.000020	mg/L	E421	01-Nov-2022	01-Nov-2022	724874
boron, dissolved	7440-42-8	0.077	0.010	mg/L	E421	01-Nov-2022	01-Nov-2022	724874
cadmium, dissolved	7440-43-9	<0.0000050	0.0000050	mg/L	E421	01-Nov-2022	01-Nov-2022	724874
calcium, dissolved	7440-70-2	96.9	0.050	mg/L	E421	01-Nov-2022	01-Nov-2022	724874
chromium, dissolved	7440-47-3	<0.00050	0.00050	mg/L	E421	01-Nov-2022	01-Nov-2022	724874
cobalt, dissolved	7440-48-4	<0.00010	0.00010	mg/L	E421	01-Nov-2022	01-Nov-2022	724874
copper, dissolved	7440-50-8	0.00035	0.00020	mg/L	E421	01-Nov-2022	01-Nov-2022	724874
lead, dissolved	7439-92-1	<0.000050	0.000050	mg/L	E421	01-Nov-2022	01-Nov-2022	724874
magnesium, dissolved	7439-95-4	36.1	0.0050	mg/L	E421	01-Nov-2022	01-Nov-2022	724874
manganese, dissolved	7439-96-5	0.0420	0.00010	mg/L	E421	01-Nov-2022	01-Nov-2022	724874
molybdenum, dissolved	7439-98-7	0.00604	0.000050	mg/L	E421	01-Nov-2022	01-Nov-2022	724874
nickel, dissolved	7440-02-0	<0.00050	0.00050	mg/L	E421	01-Nov-2022	01-Nov-2022	724874



## Analytical Results

WT2220058-001

Sub-Matrix: Water

(Matrix: Water)

Client sample ID: GW-12586015-GW-004

Client sampling date / time: 27-Oct-2022 14:30

Analyte	CAS Number	Result	LOR	Unit	Method	Prep Date	Analysis Date	QCLOT
<b>Dissolved Metals</b>								
potassium, dissolved	7440-09-7	5.14	0.050	mg/L	E421	01-Nov-2022	01-Nov-2022	724874
selenium, dissolved	7782-49-2	0.000141	0.000050	mg/L	E421	01-Nov-2022	01-Nov-2022	724874
silver, dissolved	7440-22-4	<0.000010	0.000010	mg/L	E421	01-Nov-2022	01-Nov-2022	724874
sodium, dissolved	7440-23-5	28.8	0.050	mg/L	E421	01-Nov-2022	01-Nov-2022	724874
strontium, dissolved	7440-24-6	2.05	0.00020	mg/L	E421	01-Nov-2022	01-Nov-2022	724874
thallium, dissolved	7440-28-0	<0.000010	0.000010	mg/L	E421	01-Nov-2022	01-Nov-2022	724874
uranium, dissolved	7440-61-1	0.000246	0.000010	mg/L	E421	01-Nov-2022	01-Nov-2022	724874
vanadium, dissolved	7440-62-2	<0.00050	0.00050	mg/L	E421	01-Nov-2022	01-Nov-2022	724874
zinc, dissolved	7440-66-6	0.0066	0.0010	mg/L	E421	01-Nov-2022	01-Nov-2022	724874
dissolved metals filtration location	----	Field	-	-	EP421	-	01-Nov-2022	724874
<b>Aggregate Organics</b>								
tannin + lignin (as tannic acid)	----	0.86	0.10	mg/L	E563	-	31-Oct-2022	722654
<b>Volatile Organic Compounds</b>								
Acetone	67-64-1	<20	20	µg/L	E611D	03-Nov-2022	03-Nov-2022	728063
benzene	71-43-2	<0.50	0.50	µg/L	E611D	03-Nov-2022	03-Nov-2022	728063
bromodichloromethane	75-27-4	<0.50	0.50	µg/L	E611D	03-Nov-2022	03-Nov-2022	728063
bromoform	75-25-2	<0.50	0.50	µg/L	E611D	03-Nov-2022	03-Nov-2022	728063
bromomethane	74-83-9	<0.50	0.50	µg/L	E611D	03-Nov-2022	03-Nov-2022	728063
carbon tetrachloride	56-23-5	<0.20	0.20	µg/L	E611D	03-Nov-2022	03-Nov-2022	728063
chlorobenzene	108-90-7	<0.50	0.50	µg/L	E611D	03-Nov-2022	03-Nov-2022	728063
chloroform	67-66-3	<0.50	0.50	µg/L	E611D	03-Nov-2022	03-Nov-2022	728063
dibromochloromethane	124-48-1	<0.50	0.50	µg/L	E611D	03-Nov-2022	03-Nov-2022	728063
dibromoethane, 1,2-	106-93-4	<0.20	0.20	µg/L	E611D	03-Nov-2022	03-Nov-2022	728063
dichlorobenzene, 1,2-	95-50-1	<0.50	0.50	µg/L	E611D	03-Nov-2022	03-Nov-2022	728063
dichlorobenzene, 1,3-	541-73-1	<0.50	0.50	µg/L	E611D	03-Nov-2022	03-Nov-2022	728063
dichlorobenzene, 1,4-	106-46-7	<0.50	0.50	µg/L	E611D	03-Nov-2022	03-Nov-2022	728063
dichlorodifluoromethane	75-71-8	<0.50	0.50	µg/L	E611D	03-Nov-2022	03-Nov-2022	728063
dichloroethane, 1,1-	75-34-3	<0.50	0.50	µg/L	E611D	03-Nov-2022	03-Nov-2022	728063
dichloroethane, 1,2-	107-06-2	<0.50	0.50	µg/L	E611D	03-Nov-2022	03-Nov-2022	728063
dichloroethylene, 1,1-	75-35-4	<0.50	0.50	µg/L	E611D	03-Nov-2022	03-Nov-2022	728063
dichloroethylene, cis-1,2-	156-59-2	<0.50	0.50	µg/L	E611D	03-Nov-2022	03-Nov-2022	728063
dichloroethylene, trans-1,2-	156-60-5	<0.50	0.50	µg/L	E611D	03-Nov-2022	03-Nov-2022	728063
dichloromethane	75-09-2	<1.0	1.0	µg/L	E611D	03-Nov-2022	03-Nov-2022	728063
dichloropropane, 1,2-	78-87-5	<0.50	0.50	µg/L	E611D	03-Nov-2022	03-Nov-2022	728063
dichloropropylene, cis+trans-1,3-	542-75-6	<0.50	0.5	µg/L	E611D	03-Nov-2022	03-Nov-2022	728063
dichloropropylene, cis-1,3-	10061-01-5	<0.30	0.30	µg/L	E611D	03-Nov-2022	03-Nov-2022	728063
dichloropropylene, trans-1,3-	10061-02-6	<0.30	0.30	µg/L	E611D	03-Nov-2022	03-Nov-2022	728063
ethylbenzene	100-41-4	<0.50	0.50	µg/L	E611D	03-Nov-2022	03-Nov-2022	728063
hexane, n-	110-54-3	<0.50	0.50	µg/L	E611D	03-Nov-2022	03-Nov-2022	728063
methyl ethyl ketone [MEK]	78-93-3	<20	20	µg/L	E611D	03-Nov-2022	03-Nov-2022	728063
methyl isobutyl ketone [MIBK]	108-10-1	<20	20	µg/L	E611D	03-Nov-2022	03-Nov-2022	728063
methyl-tert-butyl ether [MTBE]	1634-04-4	<0.50	0.50	µg/L	E611D	03-Nov-2022	03-Nov-2022	728063
styrene	100-42-5	<0.50	0.50	µg/L	E611D	03-Nov-2022	03-Nov-2022	728063
tetrachloroethane, 1,1,1,2-	630-20-6	<0.50	0.50	µg/L	E611D	03-Nov-2022	03-Nov-2022	728063
tetrachloroethane, 1,1,2,2-	79-34-5	<0.50	0.50	µg/L	E611D	03-Nov-2022	03-Nov-2022	728063
tetrachloroethylene	127-18-4	<0.50	0.50	µg/L	E611D	03-Nov-2022	03-Nov-2022	728063



## Analytical Results

WT2220058-001

Sub-Matrix: Water

(Matrix: Water)

Client sample ID: GW-12586015-GW-004

Client sampling date / time: 27-Oct-2022 14:30

Analyte	CAS Number	Result	LOR	Unit	Method	Prep Date	Analysis Date	QC/OT
<b>Volatile Organic Compounds</b>								
toluene	108-88-3	<0.50	0.50	µg/L	E611D	03-Nov-2022	03-Nov-2022	728063
trichloroethane, 1,1,1-	71-55-6	<0.50	0.50	µg/L	E611D	03-Nov-2022	03-Nov-2022	728063
trichloroethane, 1,1,2-	79-00-5	<0.50	0.50	µg/L	E611D	03-Nov-2022	03-Nov-2022	728063
trichloroethylene	79-01-6	<0.50	0.50	µg/L	E611D	03-Nov-2022	03-Nov-2022	728063
trichlorofluoromethane	75-69-4	<0.50	0.50	µg/L	E611D	03-Nov-2022	03-Nov-2022	728063
vinyl chloride	75-01-4	<0.50	0.50	µg/L	E611D	03-Nov-2022	03-Nov-2022	728063
xylene, m+p-	179601-23-1	<0.40	0.40	µg/L	E611D	03-Nov-2022	03-Nov-2022	728063
xylene, o-	95-47-6	<0.30	0.30	µg/L	E611D	03-Nov-2022	03-Nov-2022	728063
xylenes, total	1330-20-7	<0.50	0.50	µg/L	E611D	03-Nov-2022	03-Nov-2022	728063
BTEX, total	----	<1.0	1.0	µg/L	E611D	03-Nov-2022	03-Nov-2022	728063
<b>Hydrocarbons</b>								
F1 (C6-C10)	----	<25	25	µg/L	E581.F1-L	03-Nov-2022	03-Nov-2022	728064
F2 (C10-C16)	----	<100	100	µg/L	E601.SG	02-Nov-2022	08-Nov-2022	725961
F2-naphthalene	----	<100	100	µg/L	EC600SG	-	03-Nov-2022	-
F3 (C16-C34)	----	<250	250	µg/L	E601.SG	02-Nov-2022	08-Nov-2022	725961
F3-PAH	n/a	<250	250	µg/L	EC600SG	-	03-Nov-2022	-
F4 (C34-C50)	----	<250	250	µg/L	E601.SG	02-Nov-2022	08-Nov-2022	725961
F1-BTEX	----	<25	25	µg/L	EC580	-	04-Nov-2022	-
hydrocarbons, total (C6-C50)	----	<370	370	µg/L	EC581SG	-	04-Nov-2022	-
chromatogram to baseline at nC50	n/a	YES	-	-	E601.SG	02-Nov-2022	08-Nov-2022	725961
<b>Hydrocarbons Surrogates</b>								
bromobenzotrifluoride, 2- (F2-F4 surr)	392-83-6	77.6	1.0	%	E601.SG	02-Nov-2022	08-Nov-2022	725961
dichlorotoluene, 3,4-	97-75-0	107	1.0	%	E581.F1-L	03-Nov-2022	03-Nov-2022	728064
<b>Volatile Organic Compounds Surrogates</b>								
bromofluorobenzene, 4-	460-00-4	109	1.0	%	E611D	03-Nov-2022	03-Nov-2022	728063
difluorobenzene, 1,4-	540-36-3	99.6	1.0	%	E611D	03-Nov-2022	03-Nov-2022	728063
<b>Polycyclic Aromatic Hydrocarbons</b>								
acenaphthene	83-32-9	<0.20	0.20	µg/L	E655A	01-Nov-2022	02-Nov-2022	724805
acenaphthylene	208-96-8	<0.20	0.20	µg/L	E655A	01-Nov-2022	02-Nov-2022	724805
anthracene	120-12-7	<0.20	0.20	µg/L	E655A	01-Nov-2022	02-Nov-2022	724805
benz(a)anthracene	56-55-3	<0.20	0.20	µg/L	E655A	01-Nov-2022	02-Nov-2022	724805
benzo(a)pyrene	50-32-8	<0.044 <sup>RRR</sup>	0.044	µg/L	E655A	01-Nov-2022	02-Nov-2022	724805
benzo(b+j)fluoranthene	n/a	<0.10	0.10	µg/L	E655A	01-Nov-2022	02-Nov-2022	724805
benzo(g,h,i)perylene	191-24-2	<0.20	0.20	µg/L	E655A	01-Nov-2022	02-Nov-2022	724805
benzo(k)fluoranthene	207-08-9	<0.10	0.10	µg/L	E655A	01-Nov-2022	02-Nov-2022	724805
chrysene	218-01-9	<0.10	0.10	µg/L	E655A	01-Nov-2022	02-Nov-2022	724805
dibenz(a,h)anthracene	53-70-3	<0.20	0.20	µg/L	E655A	01-Nov-2022	02-Nov-2022	724805
fluoranthene	206-44-0	<0.20	0.20	µg/L	E655A	01-Nov-2022	02-Nov-2022	724805
fluorene	86-73-7	<0.20	0.20	µg/L	E655A	01-Nov-2022	02-Nov-2022	724805
indeno(1,2,3-c,d)pyrene	193-39-5	<0.20	0.20	µg/L	E655A	01-Nov-2022	02-Nov-2022	724805
methylnaphthalene, 1-	90-12-0	<0.40	0.40	µg/L	E655A	01-Nov-2022	02-Nov-2022	724805
methylnaphthalene, 1+2-	----	<0.60	0.6	µg/L	E655A	01-Nov-2022	02-Nov-2022	724805
methylnaphthalene, 2-	91-57-6	<0.40	0.40	µg/L	E655A	01-Nov-2022	02-Nov-2022	724805
naphthalene	91-20-3	<0.20	0.20	µg/L	E655A	01-Nov-2022	02-Nov-2022	724805
phenanthrene	85-01-8	<0.20	0.20	µg/L	E655A	01-Nov-2022	02-Nov-2022	724805
pyrene	129-00-0	<0.20	0.20	µg/L	E655A	01-Nov-2022	02-Nov-2022	724805



## Analytical Results

WT2220058-001

Sub-Matrix: Water

(Matrix: Water)

Client sample ID: GW-12586015-GW-004

Client sampling date / time: 27-Oct-2022 14:30

Analyte	CAS Number	Result	LOR	Unit	Method	Prep Date	Analysis Date	QCLot
<b>Phthalate Esters</b>								
bis(2-ethylhexyl) phthalate [DEHP]	117-81-7	<2.0	2.0	µg/L	E655A	01-Nov-2022	02-Nov-2022	724805
diethyl phthalate	84-66-2	<0.20	0.20	µg/L	E655A	01-Nov-2022	02-Nov-2022	724805
dimethyl phthalate	131-11-3	<0.20	0.20	µg/L	E655A	01-Nov-2022	02-Nov-2022	724805
<b>Semi-Volatile Organics</b>								
biphenyl	92-52-4	<0.40	0.40	µg/L	E655A	01-Nov-2022	02-Nov-2022	724805
bis(2-chloroethyl) ether	111-44-4	<0.40	0.40	µg/L	E655A	01-Nov-2022	02-Nov-2022	724805
bis(2-chloroisopropyl) ether	39638-32-9	<0.40	0.40	µg/L	E655A	01-Nov-2022	02-Nov-2022	724805
chloroaniline, 4-	106-47-8	<0.40	0.40	µg/L	E655A	01-Nov-2022	02-Nov-2022	724805
dichlorobenzidine, 3,3'-	91-94-1	<0.40	0.40	µg/L	E655A	01-Nov-2022	02-Nov-2022	724805
dinitrotoluene, 2,4-	121-14-2	<0.40	0.40	µg/L	E655A	01-Nov-2022	02-Nov-2022	724805
dinitrotoluene, 2,4 + 2,6-	n/a	<0.60	0.6	µg/L	E655A	01-Nov-2022	02-Nov-2022	724805
dinitrotoluene, 2,6-	606-20-2	<0.40	0.40	µg/L	E655A	01-Nov-2022	02-Nov-2022	724805
trichlorobenzene, 1,2,4-	120-82-1	<0.40	0.40	µg/L	E655A	01-Nov-2022	02-Nov-2022	724805
<b>Semi-Volatile Organics Surrogates</b>								
fluorobiphenyl, 2-	321-60-8	87.2	1.0	%	E655A	01-Nov-2022	02-Nov-2022	724805
nitrobenzene-d5	4165-60-0	95.0	1.0	%	E655A	01-Nov-2022	02-Nov-2022	724805
terphenyl-d14, p-	1718-51-0	96.2	1.0	%	E655A	01-Nov-2022	02-Nov-2022	724805
<b>Chlorinated Phenolics</b>								
chlorophenol, 2-	95-57-8	<0.30	0.30	µg/L	E655A	01-Nov-2022	02-Nov-2022	724805
dichlorophenol, 2,4-	120-83-2	<0.30	0.30	µg/L	E655A	01-Nov-2022	02-Nov-2022	724805
pentachlorophenol [PCP]	87-86-5	<0.50	0.50	µg/L	E655A	01-Nov-2022	02-Nov-2022	724805
tetrachlorophenol, 2,3,4,6-	58-90-2	<0.50	0.50	µg/L	E651D	01-Nov-2022	02-Nov-2022	724808
trichlorophenol, 2,4,5-	95-95-4	<0.20	0.20	µg/L	E655A	01-Nov-2022	02-Nov-2022	724805
trichlorophenol, 2,4,6-	88-06-2	<0.20	0.20	µg/L	E655A	01-Nov-2022	02-Nov-2022	724805
<b>Non-Chlorinated Phenolics</b>								
dimethylphenol, 2,4-	105-67-9	<0.50	0.50	µg/L	E655A	01-Nov-2022	02-Nov-2022	724805
dinitrophenol, 2,4-	51-28-5	<1.0	1.0	µg/L	E655A	01-Nov-2022	02-Nov-2022	724805
phenol	108-95-2	<0.50	0.50	µg/L	E655A	01-Nov-2022	02-Nov-2022	724805
<b>Phenolics Surrogates</b>								
tribromophenol, 2,4,6-	118-79-6	101	1.0	%	E651D	01-Nov-2022	02-Nov-2022	724808
tribromophenol, 2,4,6-	118-79-6	101	0.22	%	E655A	01-Nov-2022	02-Nov-2022	724805
<b>Pesticides</b>								
diazinon	333-41-5	<0.10	0.10	µg/L	E660E-H	01-Nov-2022	04-Nov-2022	724791
<b>Pesticides Surrogates</b>								
fluorobiphenyl, 2-	321-60-8	100	0.10	%	E660E-H	01-Nov-2022	04-Nov-2022	724791
terphenyl-d14, p-	1718-51-0	111	0.10	%	E660E-H	01-Nov-2022	04-Nov-2022	724791

Please refer to the General Comments section for an explanation of any qualifiers detected.

## Analytical Results

WT2220058-002

Sub-Matrix: Water

(Matrix: Water)

Client sample ID: GW-12586015-GW-003 -

Client sampling date / time: 27-Oct-2022 09:30

Analyte	CAS Number	Result	LOR	Unit	Method	Prep Date	Analysis Date	QCLot
---------	------------	--------	-----	------	--------	-----------	---------------	-------



## Analytical Results

WT2220058-002

Sub-Matrix: Water

(Matrix: Water)

Client sample ID: GW-12586015-GW-003 -

Client sampling date / time: 27-Oct-2022 09:30

Analyte	CAS Number	Result	LOR	Unit	Method	Prep Date	Analysis Date	QCLot
<b>Dissolved Metals</b>								
aluminum, dissolved	7429-90-5	<0.0010	0.0010	mg/L	E421	01-Nov-2022	01-Nov-2022	724874
antimony, dissolved	7440-36-0	<0.00010	0.00010	mg/L	E421	01-Nov-2022	01-Nov-2022	724874
arsenic, dissolved	7440-38-2	<0.00010	0.00010	mg/L	E421	01-Nov-2022	01-Nov-2022	724874
barium, dissolved	7440-39-3	0.149	0.00010	mg/L	E421	01-Nov-2022	01-Nov-2022	724874
beryllium, dissolved	7440-41-7	<0.000020	0.000020	mg/L	E421	01-Nov-2022	01-Nov-2022	724874
boron, dissolved	7440-42-8	0.077	0.010	mg/L	E421	01-Nov-2022	01-Nov-2022	724874
cadmium, dissolved	7440-43-9	<0.0000050	0.0000050	mg/L	E421	01-Nov-2022	01-Nov-2022	724874
calcium, dissolved	7440-70-2	97.5	0.050	mg/L	E421	01-Nov-2022	01-Nov-2022	724874
chromium, dissolved	7440-47-3	<0.00050	0.00050	mg/L	E421	01-Nov-2022	01-Nov-2022	724874
cobalt, dissolved	7440-48-4	<0.00010	0.00010	mg/L	E421	01-Nov-2022	01-Nov-2022	724874
copper, dissolved	7440-50-8	0.00115	0.00020	mg/L	E421	01-Nov-2022	01-Nov-2022	724874
lead, dissolved	7439-92-1	0.000103	0.000050	mg/L	E421	01-Nov-2022	01-Nov-2022	724874
magnesium, dissolved	7439-95-4	35.5	0.0050	mg/L	E421	01-Nov-2022	01-Nov-2022	724874
manganese, dissolved	7439-96-5	0.0413	0.00010	mg/L	E421	01-Nov-2022	01-Nov-2022	724874
molybdenum, dissolved	7439-98-7	0.00593	0.000050	mg/L	E421	01-Nov-2022	01-Nov-2022	724874
nickel, dissolved	7440-02-0	0.00063	0.00050	mg/L	E421	01-Nov-2022	01-Nov-2022	724874
potassium, dissolved	7440-09-7	5.09	0.050	mg/L	E421	01-Nov-2022	01-Nov-2022	724874
selenium, dissolved	7782-49-2	0.000110	0.000050	mg/L	E421	01-Nov-2022	01-Nov-2022	724874
silver, dissolved	7440-22-4	<0.000010	0.000010	mg/L	E421	01-Nov-2022	01-Nov-2022	724874
sodium, dissolved	7440-23-5	28.0	0.050	mg/L	E421	01-Nov-2022	01-Nov-2022	724874
strontium, dissolved	7440-24-6	2.06	0.00020	mg/L	E421	01-Nov-2022	01-Nov-2022	724874
thallium, dissolved	7440-28-0	<0.000010	0.000010	mg/L	E421	01-Nov-2022	01-Nov-2022	724874
uranium, dissolved	7440-61-1	0.000249	0.000010	mg/L	E421	01-Nov-2022	01-Nov-2022	724874
vanadium, dissolved	7440-62-2	<0.00050	0.00050	mg/L	E421	01-Nov-2022	01-Nov-2022	724874
zinc, dissolved	7440-66-6	0.0137	0.0010	mg/L	E421	01-Nov-2022	01-Nov-2022	724874
dissolved metals filtration location	----	Field	-	-	EP421	-	01-Nov-2022	724874

Please refer to the General Comments section for an explanation of any qualifiers detected.

## Analytical Results

WT2220058-003

Sub-Matrix: Water

(Matrix: Water)

Client sample ID: Trip Blank

Client sampling date / time: 27-Oct-2022 14:30

Analyte	CAS Number	Result	LOR	Unit	Method	Prep Date	Analysis Date	QCLot
<b>Volatile Organic Compounds</b>								
Acetone	67-64-1	<20	20	µg/L	E611D	03-Nov-2022	03-Nov-2022	728063
benzene	71-43-2	<0.50	0.50	µg/L	E611D	03-Nov-2022	03-Nov-2022	728063
bromodichloromethane	75-27-4	<0.50	0.50	µg/L	E611D	03-Nov-2022	03-Nov-2022	728063
bromoform	75-25-2	<0.50	0.50	µg/L	E611D	03-Nov-2022	03-Nov-2022	728063
bromomethane	74-83-9	<0.50	0.50	µg/L	E611D	03-Nov-2022	03-Nov-2022	728063
carbon tetrachloride	56-23-5	<0.20	0.20	µg/L	E611D	03-Nov-2022	03-Nov-2022	728063
chlorobenzene	108-90-7	<0.50	0.50	µg/L	E611D	03-Nov-2022	03-Nov-2022	728063
chloroform	67-66-3	<0.50	0.50	µg/L	E611D	03-Nov-2022	03-Nov-2022	728063
dibromochloromethane	124-48-1	<0.50	0.50	µg/L	E611D	03-Nov-2022	03-Nov-2022	728063



## Analytical Results

WT2220058-003

Sub-Matrix: Water

(Matrix: Water)

Client sample ID: Trip Blank

Client sampling date / time: 27-Oct-2022 14:30

Analyte	CAS Number	Result	LOR	Unit	Method	Prep Date	Analysis Date	QCLot
<b>Volatile Organic Compounds</b>								
dibromoethane, 1,2-	106-93-4	<0.20	0.20	µg/L	E611D	03-Nov-2022	03-Nov-2022	728063
dichlorobenzene, 1,2-	95-50-1	<0.50	0.50	µg/L	E611D	03-Nov-2022	03-Nov-2022	728063
dichlorobenzene, 1,3-	541-73-1	<0.50	0.50	µg/L	E611D	03-Nov-2022	03-Nov-2022	728063
dichlorobenzene, 1,4-	106-46-7	<0.50	0.50	µg/L	E611D	03-Nov-2022	03-Nov-2022	728063
dichlorodifluoromethane	75-71-8	<0.50	0.50	µg/L	E611D	03-Nov-2022	03-Nov-2022	728063
dichloroethane, 1,1-	75-34-3	<0.50	0.50	µg/L	E611D	03-Nov-2022	03-Nov-2022	728063
dichloroethane, 1,2-	107-06-2	<0.50	0.50	µg/L	E611D	03-Nov-2022	03-Nov-2022	728063
dichloroethylene, 1,1-	75-35-4	<0.50	0.50	µg/L	E611D	03-Nov-2022	03-Nov-2022	728063
dichloroethylene, cis-1,2-	156-59-2	<0.50	0.50	µg/L	E611D	03-Nov-2022	03-Nov-2022	728063
dichloroethylene, trans-1,2-	156-60-5	<0.50	0.50	µg/L	E611D	03-Nov-2022	03-Nov-2022	728063
dichloromethane	75-09-2	<1.3 <sup>RRR</sup>	1.3	µg/L	E611D	03-Nov-2022	04-Nov-2022	728063
dichloropropane, 1,2-	78-87-5	<0.50	0.50	µg/L	E611D	03-Nov-2022	03-Nov-2022	728063
dichloropropylene, cis+trans-1,3-	542-75-6	<0.50	0.5	µg/L	E611D	03-Nov-2022	03-Nov-2022	728063
dichloropropylene, cis-1,3-	10061-01-5	<0.30	0.30	µg/L	E611D	03-Nov-2022	03-Nov-2022	728063
dichloropropylene, trans-1,3-	10061-02-6	<0.30	0.30	µg/L	E611D	03-Nov-2022	03-Nov-2022	728063
ethylbenzene	100-41-4	<0.50	0.50	µg/L	E611D	03-Nov-2022	03-Nov-2022	728063
hexane, n-	110-54-3	<0.50	0.50	µg/L	E611D	03-Nov-2022	03-Nov-2022	728063
methyl ethyl ketone [MEK]	78-93-3	<20	20	µg/L	E611D	03-Nov-2022	03-Nov-2022	728063
methyl isobutyl ketone [MIBK]	108-10-1	<20	20	µg/L	E611D	03-Nov-2022	03-Nov-2022	728063
methyl-tert-butyl ether [MTBE]	1634-04-4	<0.50	0.50	µg/L	E611D	03-Nov-2022	03-Nov-2022	728063
styrene	100-42-5	<0.50	0.50	µg/L	E611D	03-Nov-2022	03-Nov-2022	728063
tetrachloroethane, 1,1,1,2-	630-20-6	<0.50	0.50	µg/L	E611D	03-Nov-2022	03-Nov-2022	728063
tetrachloroethane, 1,1,1,2,2-	79-34-5	<0.50	0.50	µg/L	E611D	03-Nov-2022	03-Nov-2022	728063
tetrachloroethylene	127-18-4	<0.50	0.50	µg/L	E611D	03-Nov-2022	03-Nov-2022	728063
toluene	108-88-3	<0.50	0.50	µg/L	E611D	03-Nov-2022	03-Nov-2022	728063
trichloroethane, 1,1,1-	71-55-6	<0.50	0.50	µg/L	E611D	03-Nov-2022	03-Nov-2022	728063
trichloroethane, 1,1,2-	79-00-5	<0.50	0.50	µg/L	E611D	03-Nov-2022	03-Nov-2022	728063
trichloroethylene	79-01-6	<0.50	0.50	µg/L	E611D	03-Nov-2022	03-Nov-2022	728063
trichlorofluoromethane	75-69-4	<0.50	0.50	µg/L	E611D	03-Nov-2022	03-Nov-2022	728063
vinyl chloride	75-01-4	<0.50	0.50	µg/L	E611D	03-Nov-2022	03-Nov-2022	728063
xylene, m+p-	179601-23-1	<0.40	0.40	µg/L	E611D	03-Nov-2022	03-Nov-2022	728063
xylene, o-	95-47-6	<0.30	0.30	µg/L	E611D	03-Nov-2022	03-Nov-2022	728063
xylenes, total	1330-20-7	<0.50	0.50	µg/L	E611D	03-Nov-2022	03-Nov-2022	728063
BTEX, total	----	<1.0	1.0	µg/L	E611D	03-Nov-2022	03-Nov-2022	728063
<b>Hydrocarbons</b>								
F1 (C6-C10)	----	<25	25	µg/L	E581.F1-L	03-Nov-2022	03-Nov-2022	728064
F1-BTEX	----	<25	25	µg/L	EC580	-	04-Nov-2022	-
<b>Hydrocarbons Surrogates</b>								
dichlorotoluene, 3,4-	97-75-0	92.3	1.0	%	E581.F1-L	03-Nov-2022	03-Nov-2022	728064
<b>Volatile Organic Compounds Surrogates</b>								
bromofluorobenzene, 4-	460-00-4	105	1.0	%	E611D	03-Nov-2022	03-Nov-2022	728063
difluorobenzene, 1,4-	540-36-3	101	1.0	%	E611D	03-Nov-2022	03-Nov-2022	728063

Please refer to the General Comments section for an explanation of any qualifiers detected.




---

## QUALITY CONTROL INTERPRETIVE REPORT

---

<p><b>Work Order</b> : <b>WT2220058</b></p> <p><b>Client</b> : <b>GHD Limited</b></p> <p><b>Contact</b> : Pascal Renella</p> <p><b>Address</b> : 455 Phillip Street Waterloo ON Canada N2L 3X2</p> <p><b>Telephone</b> : 519 725 3313</p> <p><b>Project</b> : 12586015-03.004</p> <p><b>PO</b> : 735-003748-1</p> <p><b>C-O-C number</b> : ----</p> <p><b>Sampler</b> : ----</p> <p><b>Site</b> : ----</p> <p><b>Quote number</b> : 12586015-SSOW-735-003748-1</p> <p><b>No. of samples received</b> : 3</p> <p><b>No. of samples analysed</b> : 3</p>	<p><b>Page</b> : 1 of 16</p> <p><b>Laboratory</b> : Waterloo - Environmental</p> <p><b>Account Manager</b> : Rick Hawthorne</p> <p><b>Address</b> : 60 Northland Road, Unit 1 Waterloo, Ontario Canada N2V 2B8</p> <p><b>Telephone</b> : +1 519 886 6910</p> <p><b>Date Samples Received</b> : 28-Oct-2022 07:40</p> <p><b>Issue Date</b> : 09-Nov-2022 10:59</p>
--	---

---

This report is automatically generated by the ALS LIMS (Laboratory Information Management System) through evaluation of Quality Control (QC) results and other QA parameters associated with this submission, and is intended to facilitate rapid data validation by auditors or reviewers. The report highlights any exceptions and outliers to ALS Data Quality Objectives, provides holding time details and exceptions, summarizes QC sample frequencies, and lists applicable methodology references and summaries.

**Key**

- Anonymous: Refers to samples which are not part of this work order, but which formed part of the QC process lot.
- CAS Number: Chemical Abstracts Service number is a unique identifier assigned to discrete substances.
- DQO: Data Quality Objective.
- LOR: Limit of Reporting (detection limit).
- RPD: Relative Percent Difference.

---

### ***Workorder Comments***

Holding times are displayed as "---" if no guidance exists from CCME, Canadian provinces, or broadly recognized international references.

---

### ***Summary of Outliers***

#### ***Outliers : Quality Control Samples***

- No Duplicate outliers occur.
- Method Blank value outliers occur - please see following pages for full details.
- Laboratory Control Sample (LCS) outliers occur - please see following pages for full details.
- Matrix Spike outliers occur - please see following pages for full details.
- No Test sample Surrogate recovery outliers exist.

#### ***Outliers: Reference Material (RM) Samples***

- No Reference Material (RM) Sample outliers occur.



### ***Outliers : Analysis Holding Time Compliance (Breaches)***

- Analysis Holding Time Outliers exist - please see following pages for full details.

### ***Outliers : Frequency of Quality Control Samples***

- No Quality Control Sample Frequency Outliers occur.



### Outliers : Quality Control Samples

Duplicates, Method Blanks, Laboratory Control Samples and Matrix Spikes

Matrix: Water

Analyte Group	Laboratory sample ID	Client/Ref Sample ID	Analyte	CAS Number	Method	Result	Limits	Comment
<b>Method Blank (MB) Values</b>								
Physical Tests	QC-MRG2-7291850 01	----	alkalinity, total (as CaCO3)	----	E290	2.6 mg/L	2 mg/L	Blank result exceeds permitted value
Polycyclic Aromatic Hydrocarbons	QC-MRG4-7248020 01	----	benzo(a)pyrene	50-32-8	E655A	<0.040 <sup>RRQC</sup> µg/L	0.02 µg/L	Blank result exceeds permitted value

### Result Qualifiers

Qualifier	Description
RRQC	Refer to report comments for information regarding this QC result.

Laboratory Control Sample (LCS) Recoveries								
Semi-Volatile Organics	QC-MRG4-7248020 02	----	dichlorobenzidine, 3,3'-	91-94-1	E655A	25.6 % <sup>RRQC</sup>	30.0-130%	Recovery less than lower control limit
Chlorinated Phenolics	QC-MRG4-7248020 02	----	pentachlorophenol [PCP]	87-86-5	E655A	148 % <sup>LCS-H</sup>	50.0-140%	Recovery greater than upper control limit
Non-Chlorinated Phenolics	QC-MRG4-7248020 02	----	dinitrophenol, 2,4-	51-28-5	E655A	174 % <sup>LCS-H</sup>	50.0-140%	Recovery greater than upper control limit

### Result Qualifiers

Qualifier	Description
LCS-H	Lab Control Sample recovery was above ALS DQO. Non-detected sample results are considered reliable. Other results, if reported, have been qualified.
RRQC	Refer to report comments for information regarding this QC result.

Matrix Spike (MS) Recoveries								
Dissolved Metals	WT2220058-002	GW-12586015-GW-0 03	silver, dissolved	7440-22-4	E421	56.1 % <sup>MS-Ag</sup>	70.0-130%	Recovery less than lower data quality objective

### Result Qualifiers

Qualifier	Description
MS-Ag	MS-Ag: Matrix Spike recovery for silver was marginally below DQO (40 to <60%) due to its instability in the sample matrix. Silver was not detected. Reported result (< LOR) is reliable



## Analysis Holding Time Compliance

This report summarizes extraction / preparation and analysis times and compares each with ALS recommended holding times, which are selected to meet known provincial and /or federal requirements. In the absence of regulatory hold times, ALS establishes recommendations based on guidelines published by organizations such as CCME, US EPA, APHA Standard Methods, ASTM, or Environment Canada (where available). Dates and holding times reported below represent the first dates of extraction or analysis. If subsequent tests or dilutions exceeded holding times, qualifiers are added (refer to COA).

If samples are identified below as having been analyzed or extracted outside of recommended holding times, measurement uncertainties may be increased, and this should be taken into consideration when interpreting results.

Where actual sampling date is not provided on the chain of custody, the date of receipt with time at 00:00 is used for calculation purposes.

Where only the sample date without time is provided on the chain of custody, the sampling date at 00:00 is used for calculation purposes.

Matrix: **Water** Evaluation: \* = Holding time exceedance ; ✓ = Within Holding Time

Analyte Group Container / Client Sample ID(s)	Method	Sampling Date	Extraction / Preparation				Analysis			
			Preparation Date	Holding Times		Eval	Analysis Date	Holding Times		Eval
				Rec	Actual			Rec	Actual	
<b>Aggregate Organics : Tannin &amp; Lignin in Water</b>										
HDPE [ON MECP] GW-12586015-GW-004	E563	27-Oct-2022	----	----	----		31-Oct-2022	28 days	4 days	✓
<b>Anions and Nutrients : Ammonia by Fluorescence</b>										
Amber glass total (sulfuric acid) GW-12586015-GW-004	E298	27-Oct-2022	02-Nov-2022	----	----		03-Nov-2022	28 days	7 days	✓
<b>Anions and Nutrients : Chloride in Water by IC</b>										
HDPE [ON MECP] GW-12586015-GW-004	E235.Cl	27-Oct-2022	03-Nov-2022	----	----		04-Nov-2022	28 days	8 days	✓
<b>Anions and Nutrients : Fluoride in Water by IC</b>										
HDPE [ON MECP] GW-12586015-GW-004	E235.F	27-Oct-2022	03-Nov-2022	----	----		04-Nov-2022	28 days	8 days	✓
<b>Anions and Nutrients : Nitrate in Water by IC</b>										
HDPE [ON MECP] GW-12586015-GW-004	E235.NO3	27-Oct-2022	03-Nov-2022	----	----		04-Nov-2022	7 days	8 days	* EHT
<b>Anions and Nutrients : Nitrite in Water by IC</b>										
HDPE [ON MECP] GW-12586015-GW-004	E235.NO2	27-Oct-2022	03-Nov-2022	----	----		04-Nov-2022	7 days	8 days	* EHT
<b>Anions and Nutrients : Sulfate in Water by IC</b>										
HDPE [ON MECP] GW-12586015-GW-004	E235.SO4	27-Oct-2022	03-Nov-2022	----	----		04-Nov-2022	28 days	8 days	✓



Matrix: **Water** Evaluation: ✖ = Holding time exceedance ; ✔ = Within Holding Time

Analyte Group Container / Client Sample ID(s)	Method	Sampling Date	Extraction / Preparation				Analysis			
			Preparation Date	Holding Times		Eval	Analysis Date	Holding Times		Eval
				Rec	Actual			Rec	Actual	
<b>Anions and Nutrients : Total Kjeldahl Nitrogen by Fluorescence (Low Level)</b>										
<b>Amber glass total (sulfuric acid)</b> GW-12586015-GW-004	E318	27-Oct-2022	02-Nov-2022	----	----		03-Nov-2022	28 days	7 days	✔
<b>Chlorinated Phenolics : BNA (ON 625-511 list) by GC-MS</b>										
<b>Amber glass/Teflon lined cap (sodium bisulfate)</b> GW-12586015-GW-004	E655A	27-Oct-2022	01-Nov-2022	----	----		02-Nov-2022	----	----	
<b>Chlorinated Phenolics : Phenolics (Ontario Chlorophenols List) by GC-MS</b>										
<b>Amber glass/Teflon lined cap</b> GW-12586015-GW-004	E651D	27-Oct-2022	01-Nov-2022	7 days	5 days	✔	02-Nov-2022	40 days	1 days	✔
<b>Dissolved Metals : Dissolved Metals in Water by CRC ICPMS</b>										
<b>HDPE dissolved (nitric acid)</b> GW-12586015-GW-003	E421	27-Oct-2022	01-Nov-2022	----	----		01-Nov-2022	180 days	5 days	✔
<b>Dissolved Metals : Dissolved Metals in Water by CRC ICPMS</b>										
<b>HDPE dissolved (nitric acid)</b> GW-12586015-GW-004	E421	27-Oct-2022	01-Nov-2022	----	----		01-Nov-2022	180 days	5 days	✔
<b>Hydrocarbons : CCME PHC - F1 by Headspace GC-FID (Low Level)</b>										
<b>Glass vial (sodium bisulfate)</b> GW-12586015-GW-004	E581.F1-L	27-Oct-2022	03-Nov-2022	----	----		03-Nov-2022	14 days	7 days	✔
<b>Hydrocarbons : CCME PHC - F1 by Headspace GC-FID (Low Level)</b>										
<b>Glass vial (sodium bisulfate)</b> Trip Blank	E581.F1-L	27-Oct-2022	03-Nov-2022	----	----		03-Nov-2022	14 days	7 days	✔
<b>Hydrocarbons : Silica Gel Treated CCME PHCs - F2-F4sg by GC-FID</b>										
<b>Amber glass/Teflon lined cap (sodium bisulfate)</b> GW-12586015-GW-004	E601.SG	27-Oct-2022	02-Nov-2022	14 days	6 days	✔	08-Nov-2022	40 days	6 days	✔
<b>Microbiological Tests : E. coli (MF-mFC-BCIG)</b>										
<b>Sterile HDPE (Sodium thiosulphate) [ON MECP]</b> GW-12586015-GW-004	E012A.EC	27-Oct-2022	----	----	----		29-Oct-2022	48 hrs	47 hrs	✔



Matrix: **Water** Evaluation: \* = Holding time exceedance ; ✓ = Within Holding Time

Analyte Group Container / Client Sample ID(s)	Method	Sampling Date	Extraction / Preparation				Analysis			
			Preparation Date	Holding Times		Eval	Analysis Date	Holding Times		Eval
				Rec	Actual			Rec	Actual	
<b>Microbiological Tests : Heterotrophic Plate Count by MF (MF-mHPC)</b>										
<b>Sterile HDPE (Sodium thiosulphate) [ON MECP]</b> GW-12586015-GW-004	E012.HPC	27-Oct-2022	----	----	----		29-Oct-2022	48 hrs	47 hrs	✓
<b>Microbiological Tests : Total Coliforms (MF-mEndo)</b>										
<b>Sterile HDPE (Sodium thiosulphate) [ON MECP]</b> GW-12586015-GW-004	E012.TC	27-Oct-2022	----	----	----		29-Oct-2022	48 hrs	47 hrs	✓
<b>Microbiological Tests : Total Coliforms Background (MF-mEndo)</b>										
<b>Sterile HDPE (Sodium thiosulphate) [ON MECP]</b> GW-12586015-GW-004	E012.BG.TC	27-Oct-2022	----	----	----		29-Oct-2022	48 hrs	47 hrs	✓
<b>Non-Chlorinated Phenolics : BNA (ON 625-511 list) by GC-MS</b>										
<b>Amber glass/Teflon lined cap (sodium bisulfate)</b> GW-12586015-GW-004	E655A	27-Oct-2022	01-Nov-2022	----	----		02-Nov-2022	----	----	
<b>Organic / Inorganic Carbon : Dissolved Organic Carbon by Combustion (Low Level)</b>										
<b>Amber glass dissolved (sulfuric acid)</b> GW-12586015-GW-004	E358-L	27-Oct-2022	31-Oct-2022	----	----		01-Nov-2022	28 days	5 days	✓
<b>Pesticides : Miscellaneous Pesticides by GC-MS</b>										
<b>Amber glass/Teflon lined cap</b> GW-12586015-GW-004	E660E-H	27-Oct-2022	01-Nov-2022	14 days	5 days	✓	04-Nov-2022	40 days	3 days	✓
<b>Phthalate Esters : BNA (ON 625-511 list) by GC-MS</b>										
<b>Amber glass/Teflon lined cap (sodium bisulfate)</b> GW-12586015-GW-004	E655A	27-Oct-2022	01-Nov-2022	----	----		02-Nov-2022	----	----	
<b>Physical Tests : Alkalinity Species by Titration</b>										
<b>HDPE [ON MECP]</b> GW-12586015-GW-004	E290	27-Oct-2022	03-Nov-2022	----	----		06-Nov-2022	14 days	10 days	✓
<b>Physical Tests : Colour (True) by Spectrometer (2 CU)</b>										
<b>HDPE [ON MECP]</b> GW-12586015-GW-004	E329-L	27-Oct-2022	01-Nov-2022	----	----		04-Nov-2022	48 hrs	123 hrs	* EHT



Matrix: **Water** Evaluation: ✖ = Holding time exceedance ; ✔ = Within Holding Time

Analyte Group Container / Client Sample ID(s)	Method	Sampling Date	Extraction / Preparation				Analysis			
			Preparation Date	Holding Times		Eval	Analysis Date	Holding Times		Eval
				Rec	Actual			Rec	Actual	
<b>Physical Tests : Conductivity in Water</b>										
HDPE [ON MECP] GW-12586015-GW-004	E100	27-Oct-2022	03-Nov-2022	----	----		06-Nov-2022	28 days	10 days	✔
<b>Physical Tests : pH by Meter</b>										
HDPE [ON MECP] GW-12586015-GW-004	E108	27-Oct-2022	03-Nov-2022	----	----		06-Nov-2022	14 days	10 days	✔
<b>Physical Tests : TDS by Gravimetry</b>										
HDPE [ON MECP] GW-12586015-GW-004	E162	27-Oct-2022	----	----	----		02-Nov-2022	7 days	6 days	✔
<b>Physical Tests : Turbidity by Nephelometry</b>										
HDPE [ON MECP] GW-12586015-GW-004	E121	27-Oct-2022	----	----	----		04-Nov-2022	3 days	8 days	✖ EHT
<b>Polycyclic Aromatic Hydrocarbons : BNA (ON 625-511 list) by GC-MS</b>										
Amber glass/Teflon lined cap (sodium bisulfate) GW-12586015-GW-004	E655A	27-Oct-2022	01-Nov-2022	----	----		02-Nov-2022	----	----	
<b>Semi-Volatile Organics : BNA (ON 625-511 list) by GC-MS</b>										
Amber glass/Teflon lined cap (sodium bisulfate) GW-12586015-GW-004	E655A	27-Oct-2022	01-Nov-2022	14 days	5 days	✔	02-Nov-2022	40 days	1 days	✔
<b>Total Sulfides : Total Sulfide by Colourimetry (Automated Flow)</b>										
HDPE total (zinc acetate+sodium hydroxide) GW-12586015-GW-004	E395-H	27-Oct-2022	----	----	----		02-Nov-2022	7 days	6 days	✔
<b>Volatile Organic Compounds : VOCs (Eastern Canada List) by Headspace GC-MS</b>										
Glass vial (sodium bisulfate) GW-12586015-GW-004	E611D	27-Oct-2022	03-Nov-2022	----	----		03-Nov-2022	14 days	7 days	✔
<b>Volatile Organic Compounds : VOCs (Eastern Canada List) by Headspace GC-MS</b>										
Glass vial (sodium bisulfate) Trip Blank	E611D	27-Oct-2022	03-Nov-2022	----	----		03-Nov-2022	14 days	7 days	✔

[Legend & Qualifier Definitions](#)

Page : 8 of 16  
Work Order : WT2220058  
Client : GHD Limited  
Project : 12586015-03.004

---



EHT: Exceeded ALS recommended hold time prior to analysis.

Rec. HT: ALS recommended hold time (see units).



## Quality Control Parameter Frequency Compliance

The following report summarizes the frequency of laboratory QC samples analyzed within the analytical batches (QC lots) in which the submitted samples were processed. The actual frequency should be greater than or equal to the expected frequency.

Matrix: **Water** Evaluation: \* = QC frequency outside specification; ✓ = QC frequency within specification.

Quality Control Sample Type	Method	QC Lot #	Count		Frequency (%)		
			QC	Regular	Actual	Expected	Evaluation
<b>Analytical Methods</b>							
<b>Laboratory Duplicates (DUP)</b>							
Alkalinity Species by Titration	E290	729185	1	14	7.1	5.0	✓
Ammonia by Fluorescence	E298	726698	1	20	5.0	5.0	✓
CCME PHC - F1 by Headspace GC-FID (Low Level)	E581.F1-L	728064	1	13	7.6	5.0	✓
Chloride in Water by IC	E235.Cl	729182	1	18	5.5	5.0	✓
Colour (True) by Spectrometer (2 CU)	E329-L	724671	1	12	8.3	5.0	✓
Conductivity in Water	E100	729186	1	12	8.3	5.0	✓
Dissolved Metals in Water by CRC ICPMS	E421	724874	1	19	5.2	5.0	✓
Dissolved Organic Carbon by Combustion (Low Level)	E358-L	723488	1	20	5.0	5.0	✓
E. coli (MF-mFC-BCIG)	E012A.EC	721578	1	10	10.0	5.0	✓
Fluoride in Water by IC	E235.F	729179	1	4	25.0	5.0	✓
Heterotrophic Plate Count by MF (MF-mHPC)	E012.HPC	721573	1	5	20.0	5.0	✓
Nitrate in Water by IC	E235.NO3	729180	1	14	7.1	5.0	✓
Nitrite in Water by IC	E235.NO2	729181	1	4	25.0	5.0	✓
pH by Meter	E108	729184	1	17	5.8	5.0	✓
Sulfate in Water by IC	E235.SO4	729183	1	7	14.2	5.0	✓
Tannin & Lignin in Water	E563	722654	1	11	9.0	5.0	✓
TDS by Gravimetry	E162	726629	1	20	5.0	5.0	✓
Total Coliforms (MF-mEndo)	E012.TC	721574	1	9	11.1	5.0	✓
Total Coliforms Background (MF-mEndo)	E012.BG.TC	721575	1	3	33.3	5.0	✓
Total Kjeldahl Nitrogen by Fluorescence (Low Level)	E318	726029	1	20	5.0	5.0	✓
Total Sulfide by Colourimetry (Automated Flow)	E395-H	727164	1	20	5.0	5.0	✓
Turbidity by Nephelometry	E121	730340	1	20	5.0	5.0	✓
VOCs (Eastern Canada List) by Headspace GC-MS	E611D	728063	1	20	5.0	5.0	✓
<b>Laboratory Control Samples (LCS)</b>							
Alkalinity Species by Titration	E290	729185	1	14	7.1	5.0	✓
Ammonia by Fluorescence	E298	726698	1	20	5.0	5.0	✓
BNA (ON 625-511 list) by GC-MS	E655A	724805	1	2	50.0	5.0	✓
CCME PHC - F1 by Headspace GC-FID (Low Level)	E581.F1-L	728064	1	13	7.6	5.0	✓
Chloride in Water by IC	E235.Cl	729182	1	18	5.5	5.0	✓
Colour (True) by Spectrometer (2 CU)	E329-L	724671	1	12	8.3	5.0	✓
Conductivity in Water	E100	729186	1	12	8.3	5.0	✓
Dissolved Metals in Water by CRC ICPMS	E421	724874	1	19	5.2	5.0	✓
Dissolved Organic Carbon by Combustion (Low Level)	E358-L	723488	1	20	5.0	5.0	✓
Fluoride in Water by IC	E235.F	729179	1	4	25.0	5.0	✓
Miscellaneous Pesticides by GC-MS	E660E-H	724791	1	4	25.0	5.0	✓
Nitrate in Water by IC	E235.NO3	729180	1	14	7.1	5.0	✓





Matrix: **Water** Evaluation: ✖ = QC frequency outside specification; ✔ = QC frequency within specification.

Quality Control Sample Type	Method	QC Lot #	Count		Frequency (%)		
			QC	Regular	Actual	Expected	Evaluation
<b>Analytical Methods</b>							
<b>Laboratory Control Samples (LCS) - Continued</b>							
Nitrite in Water by IC	E235.NO2	729181	1	4	25.0	5.0	✔
pH by Meter	E108	729184	1	17	5.8	5.0	✔
Phenolics (Ontario Chlorophenols List) by GC-MS	E651D	724808	1	2	50.0	5.0	✔
Silica Gel Treated CCME PHCs - F2-F4sg by GC-FID	E601.SG	725961	1	11	9.0	5.0	✔
Sulfate in Water by IC	E235.SO4	729183	1	7	14.2	5.0	✔
Tannin & Lignin in Water	E563	722654	1	11	9.0	5.0	✔
TDS by Gravimetry	E162	726629	1	20	5.0	5.0	✔
Total Kjeldahl Nitrogen by Fluorescence (Low Level)	E318	726029	1	20	5.0	5.0	✔
Total Sulfide by Colourimetry (Automated Flow)	E395-H	727164	1	20	5.0	5.0	✔
Turbidity by Nephelometry	E121	730340	1	20	5.0	5.0	✔
VOCs (Eastern Canada List) by Headspace GC-MS	E611D	728063	1	20	5.0	5.0	✔
<b>Method Blanks (MB)</b>							
Alkalinity Species by Titration	E290	729185	1	14	7.1	5.0	✔
Ammonia by Fluorescence	E298	726698	1	20	5.0	5.0	✔
BNA (ON 625-511 list) by GC-MS	E655A	724805	1	2	50.0	5.0	✔
CCME PHC - F1 by Headspace GC-FID (Low Level)	E581.F1-L	728064	1	13	7.6	5.0	✔
Chloride in Water by IC	E235.Cl	729182	1	18	5.5	5.0	✔
Colour (True) by Spectrometer (2 CU)	E329-L	724671	1	12	8.3	5.0	✔
Conductivity in Water	E100	729186	1	12	8.3	5.0	✔
Dissolved Metals in Water by CRC ICPMS	E421	724874	1	19	5.2	5.0	✔
Dissolved Organic Carbon by Combustion (Low Level)	E358-L	723488	1	20	5.0	5.0	✔
E. coli (MF-mFC-BCIG)	E012A.EC	721578	1	10	10.0	5.0	✔
Fluoride in Water by IC	E235.F	729179	1	4	25.0	5.0	✔
Heterotrophic Plate Count by MF (MF-mHPC)	E012.HPC	721573	1	5	20.0	5.0	✔
Miscellaneous Pesticides by GC-MS	E660E-H	724791	1	4	25.0	5.0	✔
Nitrate in Water by IC	E235.NO3	729180	1	14	7.1	5.0	✔
Nitrite in Water by IC	E235.NO2	729181	1	4	25.0	5.0	✔
Phenolics (Ontario Chlorophenols List) by GC-MS	E651D	724808	1	2	50.0	5.0	✔
Silica Gel Treated CCME PHCs - F2-F4sg by GC-FID	E601.SG	725961	1	11	9.0	5.0	✔
Sulfate in Water by IC	E235.SO4	729183	1	7	14.2	5.0	✔
Tannin & Lignin in Water	E563	722654	1	11	9.0	5.0	✔
TDS by Gravimetry	E162	726629	1	20	5.0	5.0	✔
Total Coliforms (MF-mEndo)	E012.TC	721574	1	9	11.1	5.0	✔
Total Coliforms Background (MF-mEndo)	E012.BG.TC	721575	1	3	33.3	5.0	✔
Total Kjeldahl Nitrogen by Fluorescence (Low Level)	E318	726029	1	20	5.0	5.0	✔
Total Sulfide by Colourimetry (Automated Flow)	E395-H	727164	1	20	5.0	5.0	✔
Turbidity by Nephelometry	E121	730340	1	20	5.0	5.0	✔
VOCs (Eastern Canada List) by Headspace GC-MS	E611D	728063	1	20	5.0	5.0	✔
<b>Matrix Spikes (MS)</b>							



Matrix: **Water** Evaluation: ✖ = QC frequency outside specification; ✔ = QC frequency within specification.

Quality Control Sample Type	Method	QC Lot #	Count		Frequency (%)		
			QC	Regular	Actual	Expected	Evaluation
<i>Analytical Methods</i>							
<b>Matrix Spikes (MS) - Continued</b>							
Ammonia by Fluorescence	E298	726698	1	20	5.0	5.0	✔
CCME PHC - F1 by Headspace GC-FID (Low Level)	E581.F1-L	728064	1	13	7.6	5.0	✔
Chloride in Water by IC	E235.Cl	729182	1	18	5.5	5.0	✔
Dissolved Metals in Water by CRC ICPMS	E421	724874	1	19	5.2	5.0	✔
Dissolved Organic Carbon by Combustion (Low Level)	E358-L	723488	1	20	5.0	5.0	✔
Fluoride in Water by IC	E235.F	729179	1	4	25.0	5.0	✔
Nitrate in Water by IC	E235.NO3	729180	1	14	7.1	5.0	✔
Nitrite in Water by IC	E235.NO2	729181	1	4	25.0	5.0	✔
Sulfate in Water by IC	E235.SO4	729183	1	7	14.2	5.0	✔
Tannin & Lignin in Water	E563	722654	1	11	9.0	5.0	✔
Total Kjeldahl Nitrogen by Fluorescence (Low Level)	E318	726029	1	20	5.0	5.0	✔
Total Sulfide by Colourimetry (Automated Flow)	E395-H	727164	1	20	5.0	5.0	✔
VOCs (Eastern Canada List) by Headspace GC-MS	E611D	728063	1	20	5.0	5.0	✔



## Methodology References and Summaries

The analytical methods used by ALS are developed using internationally recognized reference methods (where available), such as those published by US EPA, APHA Standard Methods, ASTM, ISO, Environment Canada, BC MOE, and Ontario MOE. Reference methods may incorporate modifications to improve performance (indicated by "mod").

Analytical Methods	Method / Lab	Matrix	Method Reference	Method Descriptions
Total Coliforms Background (MF-mEndo)	E012.BG.TC Waterloo - Environmental	Water	APHA 9222B (mod)	Noncoliform bacteria observed on Total Coliform plates are enumerated.
Heterotrophic Plate Count by MF (MF-mHPC)	E012.HPC Waterloo - Environmental	Water	SM 9215D	Following filtration (0.45 µm), and incubation at 35.0 ± 0.5°C for 48 hours, the observed colonies are enumerated.
Total Coliforms (MF-mEndo)	E012.TC Waterloo - Environmental	Water	APHA 9222B (mod)	Following filtration (0.45 µm), and incubation at 35.0 ± 0.5°C for 24 hours, colonies exhibiting characteristic morphology of the target organism are enumerated and confirmed.
E. coli (MF-mFC-BCIG)	E012A.EC Waterloo - Environmental	Water	ON E3433 (mod)	Following filtration (0.45 µm), and incubation at 44.5 ± 0.2°C for 24 hours, colonies exhibiting characteristic morphology of the target organism are enumerated.
Conductivity in Water	E100 Waterloo - Environmental	Water	APHA 2510 (mod)	Conductivity, also known as Electrical Conductivity (EC) or Specific Conductance, is measured by immersion of a conductivity cell with platinum electrodes into a water sample. Conductivity measurements are temperature-compensated to 25°C.
pH by Meter	E108 Waterloo - Environmental	Water	APHA 4500-H (mod)	pH is determined by potentiometric measurement with a pH electrode, and is conducted at ambient laboratory temperature (normally 20 ± 5°C). For high accuracy test results, pH should be measured in the field within the recommended 15 minute hold time.
Turbidity by Nephelometry	E121 Waterloo - Environmental	Water	APHA 2130 B (mod)	Turbidity is measured by the nephelometric method, by measuring the intensity of light scatter under defined conditions.
TDS by Gravimetry	E162 Waterloo - Environmental	Water	APHA 2540 C (mod)	Total Dissolved Solids (TDS) are determined by filtering a sample through a glass fibre filter, with evaporation of the filtrate at 180 ± 2°C for 16 hours or to constant weight, with gravimetric measurement of the residue.
Chloride in Water by IC	E235.Cl Waterloo - Environmental	Water	EPA 300.1 (mod)	Inorganic anions are analyzed by Ion Chromatography with conductivity and/or UV detection.
Fluoride in Water by IC	E235.F Waterloo - Environmental	Water	EPA 300.1 (mod)	Inorganic anions are analyzed by Ion Chromatography with conductivity and/or UV detection.



Analytical Methods	Method / Lab	Matrix	Method Reference	Method Descriptions
Nitrite in Water by IC	E235.NO2  Waterloo - Environmental	Water	EPA 300.1 (mod)	Inorganic anions are analyzed by Ion Chromatography with conductivity and/or UV detection.
Nitrate in Water by IC	E235.NO3  Waterloo - Environmental	Water	EPA 300.1 (mod)	Inorganic anions are analyzed by Ion Chromatography with conductivity and/or UV detection.
Sulfate in Water by IC	E235.SO4  Waterloo - Environmental	Water	EPA 300.1 (mod)	Inorganic anions are analyzed by Ion Chromatography with conductivity and/or UV detection.
Alkalinity Species by Titration	E290  Waterloo - Environmental	Water	APHA 2320 B (mod)	Total alkalinity is determined by potentiometric titration to a pH 4.5 endpoint. Bicarbonate, carbonate and hydroxide alkalinity are calculated from phenolphthalein alkalinity and total alkalinity values.
Ammonia by Fluorescence	E298  Waterloo - Environmental	Water	Method Fialab 100, 2018	Ammonia in water is determined by automated continuous flow analysis with membrane diffusion and fluorescence detection, after reaction with OPA (ortho-phthalaldehyde). This method is approved under US EPA 40 CFR Part 136 (May 2021)
Total Kjeldahl Nitrogen by Fluorescence (Low Level)	E318  Waterloo - Environmental	Water	Method Fialab 100, 2018	TKN in water is determined by automated continuous flow analysis with membrane diffusion and fluorescence detection, after reaction with OPA (ortho-phthalaldehyde). This method is approved under US EPA 40 CFR Part 136 (May 2021).
Colour (True) by Spectrometer (2 CU)	E329-L  Waterloo - Environmental	Water	APHA 2120 C (mod)	Colour (True Colour) is determined by filtering a sample through a 0.45 micron membrane filter followed by analysis of the filtrate using the platinum-cobalt colourimetric method. Colour measurements can be highly pH dependent, and apply to the pH of the sample as received (at time of testing), without pH adjustment.
Dissolved Organic Carbon by Combustion (Low Level)	E358-L  Waterloo - Environmental	Water	APHA 5310 B (mod)	Dissolved Organic Carbon (Non-Purgeable), also known as NPOC (dissolved), is a direct measurement of DOC after a filtered (0.45 micron) sample has been acidified and purged to remove inorganic carbon (IC). Analysis is by high temperature combustion with infrared detection of CO <sub>2</sub> . NPOC does not include volatile organic species that are purged off with IC. For samples where the majority of DC (dissolved carbon) is comprised of IC (which is common), this method is more accurate and more reliable than the DOC by subtraction method (i.e. DC minus DIC).
Total Sulfide by Colourimetry (Automated Flow)	E395-H  Vancouver - Environmental	Water	APHA 4500 -S E-Auto-Colorimetry	Sulfide is determined using the gas dialysis automated methylene blue colourimetric method. Results expressed "as H <sub>2</sub> S" if reported represent the maximum possible H <sub>2</sub> S concentration based on the total sulfide concentration in the sample. The H <sub>2</sub> S calculation converts Total Sulphide as (S <sub>2</sub> <sup>-</sup> ) and reports it as Total Sulphide as (H <sub>2</sub> S)
Dissolved Metals in Water by CRC ICPMS	E421  Waterloo - Environmental	Water	APHA 3030B/EPA 6020B (mod)	Water samples are filtered (0.45 um), preserved with nitric acid, and analyzed by Collision/Reaction Cell ICPMS.  Method Limitation (re: Sulfur): Sulfide and volatile sulfur species may not be recovered by this method.



Analytical Methods	Method / Lab	Matrix	Method Reference	Method Descriptions
Tannin & Lignin in Water	E563  Waterloo - Environmental	Water	APHA 5550 B-Colorimetry	This analysis is carried out using procedures adapted from APHA Method 5550 B. "Tannin & Lignin ". Both lignin and tannin contain aromatic hydroxyl groups that react with Folin phenol reagent (tungstophosphoric and molybdophosphoric acids) to form a blue color suitable for the estimation of tannin and lignin concentrations. However, the reaction is not specific for lignin or tannin, nor for compounds containing aromatic hydroxyl groups, in as much as many other reducing materials, both organic and inorganic, respond similarly.
CCME PHC - F1 by Headspace GC-FID (Low Level)	E581.F1-L  Waterloo - Environmental	Water	CCME PHC in Soil - Tier 1	CCME Fraction 1 (F1) is analyzed by static headspace GC-FID. Samples are prepared in headspace vials and are heated and agitated on the headspace autosampler, causing VOCs to partition between the aqueous phase and the headspace in accordance with Henry's law.
Silica Gel Treated CCME PHCs - F2-F4sg by GC-FID	E601.SG  Waterloo - Environmental	Water	CCME PHC in Soil - Tier 1	Sample extracts are subjected to in-situ silica gel treatment prior to analysis by GC-FID for CCME hydrocarbon fractions (F2-F4).
VOCs (Eastern Canada List) by Headspace GC-MS	E611D  Waterloo - Environmental	Water	EPA 8260D (mod)	Volatile Organic Compounds (VOCs) are analyzed by static headspace GC-MS. Samples are prepared in headspace vials and are heated and agitated on the headspace autosampler, causing VOCs to partition between the aqueous phase and the headspace in accordance with Henry's law.
Phenolics (Ontario Chlorophenols List) by GC-MS	E651D  Waterloo - Environmental	Water	EPA 8270E (mod)	Phenolics are analyzed by GC-MS.
BNA (ON 625-511 list) by GC-MS	E655A  Waterloo - Environmental	Water	EPA 8270E (mod)	BNA are analyzed by GC-MS.
Miscellaneous Pesticides by GC-MS	E660E-H  Waterloo - Environmental	Water	EPA 8270E (mod)	Pesticides are analyzed by GC-MS.
Dissolved Hardness (Calculated)	EC100  Waterloo - Environmental	Water	APHA 2340B	"Hardness (as CaCO <sub>3</sub> ), dissolved" is calculated from the sum of dissolved Calcium and Magnesium concentrations, expressed in CaCO <sub>3</sub> equivalents. "Total Hardness" refers to the sum of Calcium and Magnesium Hardness. Hardness is normally or preferentially calculated from dissolved Calcium and Magnesium concentrations, because it is a property of water due to dissolved divalent cations.
Ion Balance using Dissolved Metals	EC101  Waterloo - Environmental	Water	APHA 1030E	Cation Sum, Anion Sum, and Ion Balance are calculated based on guidance from APHA Standard Methods (1030E Checking Correctness of Analysis). Dissolved species are used where available. Minor ions are included where data is present.  Ion Balance cannot be calculated accurately for waters with very low electrical conductivity (EC).



Analytical Methods	Method / Lab	Matrix	Method Reference	Method Descriptions
F1-BTEX	EC580 Waterloo - Environmental	Water	CCME PHC in Soil - Tier 1	F1-BTEX is calculated as follows: F1-BTEX = F1 (C6-C10) minus benzene, toluene, ethylbenzene and xylenes (BTEX).
SUM F1 to F4 where F2-F4 is SG treated	EC581SG Waterloo - Environmental	Water	CCME PHC in Soil - Tier 1	Hydrocarbons, total (C6-C50) is the sum of CCME Fraction F1(C6-C10), F2(C10-C16), F3(C16-C34), and F4(C34-C50), where F2-F4 have been treated with silica gel. F4G-sg is not used within this calculation due to overlap with other fractions.
F2-F4 (sg) minus PAH	EC600SG Waterloo - Environmental	Water	CCME PHC in Soil - Tier 1	F2-F4 (sg) minus PAH is calculated as follows: F2-F4 minus PAH = Sum of CCME Fraction 2 (C10-C16), CCME Fraction 3 (C16-C34), and CCME Fraction 4 (C34-C50), minus select Polycyclic Aromatic Hydrocarbons (PAH).

Preparation Methods	Method / Lab	Matrix	Method Reference	Method Descriptions
Preparation for Ammonia	EP298 Waterloo - Environmental	Water		Sample preparation for Preserved Nutrients Water Quality Analysis.
Digestion for TKN in water	EP318 Waterloo - Environmental	Water	APHA 4500-Norg D (mod)	Samples are digested at high temperature using Sulfuric Acid with Copper catalyst, which converts organic nitrogen sources to Ammonia, which is then quantified by the analytical method as TKN. This method is unsuitable for samples containing high levels of nitrate. If nitrate exceeds TKN concentration by ten times or more, results may be biased low.
Preparation for Dissolved Organic Carbon for Combustion	EP358 Waterloo - Environmental	Water	APHA 5310 B (mod)	Preparation for Dissolved Organic Carbon
Dissolved Metals Water Filtration	EP421 Waterloo - Environmental	Water	APHA 3030B	Water samples are filtered (0.45 um), and preserved with HNO3.
VOCs Preparation for Headspace Analysis	EP581 Waterloo - Environmental	Water	EPA 5021A (mod)	Samples are prepared in headspace vials and are heated and agitated on the headspace autosampler. An aliquot of the headspace is then injected into the GC/MS-FID system.
PHCs and PAHs Hexane Extraction	EP601 Waterloo - Environmental	Water	EPA 3511 (mod)	Petroleum Hydrocarbons (PHCs) and Polycyclic Aromatic Hydrocarbons (PAHs) are extracted using a hexane liquid-liquid extraction.
Phenolics Extraction	EP651 Waterloo - Environmental	Water	EPA 3511 (mod)	Phenolics are extracted from acidic aqueous sample using DCM liquid-liquid extraction.



<i>Preparation Methods</i>	<i>Method / Lab</i>	<i>Matrix</i>	<i>Method Reference</i>	<i>Method Descriptions</i>
BNA Extraction	EP655 Waterloo - Environmental	Water	EPA 3510C (mod)	SVOCs are extracted from aqueous sample using DCM liquid-liquid extraction.
Pesticides & Toxaphene Extraction by DCM	EP660D Waterloo - Environmental	Water	EPA 1699 (mod)	Samples are extracted from aqueous sample using DCM liquid-liquid extraction.

## QUALITY CONTROL REPORT

**Work Order** : **WT2220058**  
**Client** : GHD Limited  
**Contact** : Pascal Renella  
**Address** : 455 Phillip Street  
 Waterloo ON Canada N2L 3X2  
**Telephone** :  
**Project** : 12586015-03.004  
**PO** : 735-003748-1  
**C-O-C number** : ----  
**Sampler** : ---- 519 725 3313  
**Site** : ----  
**Quote number** : 12586015-SSOW-735-003748-1  
**No. of samples received** : 3  
**No. of samples analysed** : 3

**Page** : 1 of 19  
**Laboratory** : Waterloo - Environmental  
**Account Manager** : Rick Hawthorne  
**Address** : 60 Northland Road, Unit 1  
 Waterloo, Ontario Canada N2V 2B8  
**Telephone** : +1 519 886 6910  
**Date Samples Received** : 28-Oct-2022 07:40  
**Date Analysis Commenced** : 29-Oct-2022  
**Issue Date** : 09-Nov-2022 10:59

This report supersedes any previous report(s) with this reference. Results apply to the sample(s) as submitted. This document shall not be reproduced, except in full.

This Quality Control Report contains the following information:

- Laboratory Duplicate (DUP) Report; Relative Percent Difference (RPD) and Data Quality Objectives
- Matrix Spike (MS) Report; Recovery and Data Quality Objectives
- Method Blank (MB) Report; Recovery and Data Quality Objectives
- Laboratory Control Sample (LCS) Report; Recovery and Data Quality Objectives

### Signatories

This document has been electronically signed by the authorized signatories below. Electronic signing is conducted in accordance with US FDA 21 CFR Part 11.

<i>Signatories</i>	<i>Position</i>	<i>Laboratory Department</i>
Amanda Ganouri-Lumsden	Department Manager - Microbiology and Prep	Waterloo Microbiology, Waterloo, Ontario
Danielle Gravel	Team Leader - Semi-Volatile Instrumentation	Waterloo Organics, Waterloo, Ontario
Greg Pokocky	Supervisor - Inorganic	Waterloo Inorganics, Waterloo, Ontario
Jeremy Gingras	Team Leader - Semi-Volatile Instrumentation	Waterloo Organics, Waterloo, Ontario
Jon Fisher	Department Manager - Inorganics	Waterloo Inorganics, Waterloo, Ontario
Jon Fisher	Department Manager - Inorganics	Waterloo Metals, Waterloo, Ontario
Kelsey Hesck	Analyst	Waterloo Organics, Waterloo, Ontario
Lindsay Gung	Supervisor - Water Chemistry	Vancouver Inorganics, Burnaby, British Columbia
Ruby Sujeepan		Waterloo Microbiology, Waterloo, Ontario



Page : 2 of 19  
Work Order : WT2220058  
Client : GHD Limited  
Project : 12586015-03.004



---

## General Comments

The ALS Quality Control (QC) report is optionally provided to ALS clients upon request. ALS test methods include comprehensive QC checks with every analysis to ensure our high standards of quality are met. Each QC result has a known or expected target value, which is compared against predetermined Data Quality Objectives (DQOs) to provide confidence in the accuracy of associated test results. This report contains detailed results for all QC results applicable to this sample submission. Please refer to the ALS Quality Control Interpretation report (QCI) for applicable method references and methodology summaries.

Key :

Anonymous = Refers to samples which are not part of this work order, but which formed part of the QC process lot.

CAS Number = Chemical Abstracts Service number is a unique identifier assigned to discrete substances.

DQO = Data Quality Objective.

LOR = Limit of Reporting (detection limit).

RPD = Relative Percent Difference

# = Indicates a QC result that did not meet the ALS DQO.

## Workorder Comments

---

Holding times are displayed as "---" if no guidance exists from CCME, Canadian provinces, or broadly recognized international references.

---



### Laboratory Duplicate (DUP) Report

A Laboratory Duplicate (DUP) is a randomly selected intralaboratory replicate sample. Laboratory Duplicates provide information regarding method precision and sample heterogeneity. ALS DQOs for Laboratory Duplicates are expressed as test-specific limits for Relative Percent Difference (RPD), or as an absolute difference limit of 2 times the LOR for low concentration duplicates within ~ 4-10 times the LOR (cut-off is test-specific).

Sub-Matrix: <b>Water</b>					Laboratory Duplicate (DUP) Report						
Laboratory sample ID	Client sample ID	Analyte	CAS Number	Method	LOR	Unit	Original Result	Duplicate Result	RPD(%) or Difference	Duplicate Limits	Qualifier
<b>Physical Tests (QC Lot: 724671)</b>											
WT2219921-001	Anonymous	colour, true	----	E329-L	2.0	CU	2.4	3.5	1.1	Diff <2x LOR	----
<b>Physical Tests (QC Lot: 726629)</b>											
WT2219765-001	Anonymous	solids, total dissolved [TDS]	----	E162	20	mg/L	327	313	4.53%	20%	----
<b>Physical Tests (QC Lot: 729184)</b>											
WT2220058-001	GW-12586015-GW-004	pH	----	E108	0.10	pH units	8.43	8.43	0.00%	4%	----
<b>Physical Tests (QC Lot: 729185)</b>											
WT2220058-001	GW-12586015-GW-004	alkalinity, total (as CaCO3)	----	E290	2.0	mg/L	269	276	2.61%	20%	----
<b>Physical Tests (QC Lot: 729186)</b>											
WT2220058-001	GW-12586015-GW-004	conductivity	----	E100	2.0	µS/cm	790	806	2.00%	10%	----
<b>Physical Tests (QC Lot: 730340)</b>											
WT2220018-010	Anonymous	turbidity	----	E121	0.10	NTU	26.2	25.4	3.10%	15%	----
<b>Anions and Nutrients (QC Lot: 726029)</b>											
WT2219431-001	Anonymous	Kjeldahl nitrogen, total [TKN]	----	E318	0.250	mg/L	7.85	8.30	5.56%	20%	----
<b>Anions and Nutrients (QC Lot: 726698)</b>											
WT2219521-001	Anonymous	ammonia, total (as N)	7664-41-7	E298	0.0050	mg/L	<0.0050	<0.0050	0	Diff <2x LOR	----
<b>Anions and Nutrients (QC Lot: 729179)</b>											
WT2220058-001	GW-12586015-GW-004	fluoride	16984-48-8	E235.F	0.020	mg/L	0.192	0.196	0.004	Diff <2x LOR	----
<b>Anions and Nutrients (QC Lot: 729180)</b>											
WT2220058-001	GW-12586015-GW-004	nitrate (as N)	14797-55-8	E235.NO3	0.020	mg/L	<0.020	<0.020	0	Diff <2x LOR	----
<b>Anions and Nutrients (QC Lot: 729181)</b>											
WT2220058-001	GW-12586015-GW-004	nitrite (as N)	14797-65-0	E235.NO2	0.010	mg/L	<0.010	<0.010	0	Diff <2x LOR	----
<b>Anions and Nutrients (QC Lot: 729182)</b>											
WT2220058-001	GW-12586015-GW-004	chloride	16887-00-6	E235.Cl	0.50	mg/L	67.0	65.2	2.80%	20%	----
<b>Anions and Nutrients (QC Lot: 729183)</b>											
WT2220058-001	GW-12586015-GW-004	sulfate (as SO4)	14808-79-8	E235.SO4	0.30	mg/L	62.5	61.5	1.52%	20%	----
<b>Organic / Inorganic Carbon (QC Lot: 723488)</b>											
WT2219719-001	Anonymous	carbon, dissolved organic [DOC]	----	E358-L	0.50	mg/L	6.34	6.73	5.97%	20%	----
<b>Total Sulfides (QC Lot: 727164)</b>											
WT2219979-001	Anonymous	sulfide, total (as S)	18496-25-8	E395-H	0.010	mg/L	<0.010	<0.010	0	Diff <2x LOR	----
<b>Microbiological Tests (QC Lot: 721573)</b>											



Sub-Matrix: **Water** **Laboratory Duplicate (DUP) Report**

Laboratory sample ID	Client sample ID	Analyte	CAS Number	Method	LOR	Unit	Original Result	Duplicate Result	RPD(%) or Difference	Duplicate Limits	Qualifier
<b>Microbiological Tests (QC Lot: 721573) - continued</b>											
WT2220018-013	Anonymous	heterotrophic plate count [HPC]	----	E012.HPC	1	CFU/1mL	>200	>200	0.00%	65%	----
<b>Microbiological Tests (QC Lot: 721574)</b>											
WT2220058-001	GW-12586015-GW-004	coliforms, total	----	E012.TC	1	CFU/100mL	<1	<1	0	Diff <2x LOR	----
<b>Microbiological Tests (QC Lot: 721575)</b>											
WT2220058-001	GW-12586015-GW-004	coliforms, total background	----	E012.BG.TC	1	CFU/100mL	1	<1	0	Diff <2x LOR	----
<b>Microbiological Tests (QC Lot: 721578)</b>											
WT2220058-001	GW-12586015-GW-004	coliforms, Escherichia coli [E. coli]	----	E012A.EC	1	CFU/100mL	<1	<1	0	Diff <2x LOR	----
<b>Dissolved Metals (QC Lot: 724874)</b>											
WT2220058-001	GW-12586015-GW-004	aluminum, dissolved	7429-90-5	E421	0.0010	mg/L	<0.0010	<0.0010	0	Diff <2x LOR	----
		antimony, dissolved	7440-36-0	E421	0.00010	mg/L	<0.00010	<0.00010	0	Diff <2x LOR	----
		arsenic, dissolved	7440-38-2	E421	0.00010	mg/L	<0.00010	<0.00010	0	Diff <2x LOR	----
		barium, dissolved	7440-39-3	E421	0.00010	mg/L	0.149	0.149	0.0191%	20%	----
		beryllium, dissolved	7440-41-7	E421	0.000020	mg/L	<0.000020	<0.000020	0	Diff <2x LOR	----
		boron, dissolved	7440-42-8	E421	0.010	mg/L	0.077	0.077	0.00005	Diff <2x LOR	----
		cadmium, dissolved	7440-43-9	E421	0.0000050	mg/L	<0.0000050	<0.0000050	0	Diff <2x LOR	----
		calcium, dissolved	7440-70-2	E421	0.050	mg/L	96.9	96.3	0.654%	20%	----
		chromium, dissolved	7440-47-3	E421	0.00050	mg/L	<0.00050	<0.00050	0	Diff <2x LOR	----
		cobalt, dissolved	7440-48-4	E421	0.00010	mg/L	<0.00010	<0.00010	0	Diff <2x LOR	----
		copper, dissolved	7440-50-8	E421	0.00020	mg/L	0.00035	0.00034	0.000005	Diff <2x LOR	----
		lead, dissolved	7439-92-1	E421	0.000050	mg/L	<0.000050	<0.000050	0	Diff <2x LOR	----
		magnesium, dissolved	7439-95-4	E421	0.0050	mg/L	36.1	35.4	1.93%	20%	----
		manganese, dissolved	7439-96-5	E421	0.00010	mg/L	0.0420	0.0415	1.02%	20%	----
		molybdenum, dissolved	7439-98-7	E421	0.000050	mg/L	0.00604	0.00602	0.410%	20%	----
		nickel, dissolved	7440-02-0	E421	0.00050	mg/L	<0.00050	<0.00050	0	Diff <2x LOR	----
		potassium, dissolved	7440-09-7	E421	0.050	mg/L	5.14	5.04	1.88%	20%	----
		selenium, dissolved	7782-49-2	E421	0.000050	mg/L	0.000141	0.000174	0.000033	Diff <2x LOR	----
		silver, dissolved	7440-22-4	E421	0.000010	mg/L	<0.000010	<0.000010	0	Diff <2x LOR	----
		sodium, dissolved	7440-23-5	E421	0.050	mg/L	28.8	28.1	2.42%	20%	----
strontium, dissolved	7440-24-6	E421	0.00020	mg/L	2.05	2.04	0.441%	20%	----		
thallium, dissolved	7440-28-0	E421	0.000010	mg/L	<0.000010	<0.000010	0	Diff <2x LOR	----		
uranium, dissolved	7440-61-1	E421	0.000010	mg/L	0.000246	0.000246	0.162%	20%	----		
vanadium, dissolved	7440-62-2	E421	0.00050	mg/L	<0.00050	<0.00050	0	Diff <2x LOR	----		
zinc, dissolved	7440-66-6	E421	0.0010	mg/L	0.0066	0.0069	0.0002	Diff <2x LOR	----		

**Aggregate Organics (QC Lot: 722654)**



Sub-Matrix: Water					Laboratory Duplicate (DUP) Report						
Laboratory sample ID	Client sample ID	Analyte	CAS Number	Method	LOR	Unit	Original Result	Duplicate Result	RPD(%) or Difference	Duplicate Limits	Qualifier
<b>Aggregate Organics (QC Lot: 722654) - continued</b>											
VA22C5934-004	Anonymous	tannin + lignin (as tannic acid)	----	E563	0.10	mg/L	3.42	3.44	0.737%	20%	----
<b>Volatile Organic Compounds (QC Lot: 728063)</b>											
TY2203475-001	Anonymous	Acetone	67-64-1	E611D	20	µg/L	<20	<20	0	Diff <2x LOR	----
		benzene	71-43-2	E611D	0.50	µg/L	<0.50	<0.50	0	Diff <2x LOR	----
		bromodichloromethane	75-27-4	E611D	0.50	µg/L	<0.50	<0.50	0	Diff <2x LOR	----
		bromoform	75-25-2	E611D	0.50	µg/L	<0.50	<0.50	0	Diff <2x LOR	----
		bromomethane	74-83-9	E611D	0.50	µg/L	<0.50	<0.50	0	Diff <2x LOR	----
		carbon tetrachloride	56-23-5	E611D	0.20	µg/L	<0.20	<0.20	0	Diff <2x LOR	----
		chlorobenzene	108-90-7	E611D	0.50	µg/L	<0.50	<0.50	0	Diff <2x LOR	----
		chloroform	67-66-3	E611D	0.50	µg/L	<0.50	<0.50	0	Diff <2x LOR	----
		dibromochloromethane	124-48-1	E611D	0.50	µg/L	<0.50	<0.50	0	Diff <2x LOR	----
		dibromoethane, 1,2-	106-93-4	E611D	0.20	µg/L	<0.20	<0.20	0	Diff <2x LOR	----
		dichlorobenzene, 1,2-	95-50-1	E611D	0.50	µg/L	<0.50	<0.50	0	Diff <2x LOR	----
		dichlorobenzene, 1,3-	541-73-1	E611D	0.50	µg/L	<0.50	<0.50	0	Diff <2x LOR	----
		dichlorobenzene, 1,4-	106-46-7	E611D	0.50	µg/L	<0.50	<0.50	0	Diff <2x LOR	----
		dichlorodifluoromethane	75-71-8	E611D	0.50	µg/L	<0.50	<0.50	0	Diff <2x LOR	----
		dichloroethane, 1,1-	75-34-3	E611D	0.50	µg/L	<0.50	<0.50	0	Diff <2x LOR	----
		dichloroethane, 1,2-	107-06-2	E611D	0.50	µg/L	<0.50	<0.50	0	Diff <2x LOR	----
		dichloroethylene, 1,1-	75-35-4	E611D	0.50	µg/L	<0.50	<0.50	0	Diff <2x LOR	----
		dichloroethylene, cis-1,2-	156-59-2	E611D	0.50	µg/L	<0.50	<0.50	0	Diff <2x LOR	----
		dichloroethylene, trans-1,2-	156-60-5	E611D	0.50	µg/L	<0.50	<0.50	0	Diff <2x LOR	----
		dichloromethane	75-09-2	E611D	1.0	µg/L	<1.0	<1.0	0	Diff <2x LOR	----
		dichloropropane, 1,2-	78-87-5	E611D	0.50	µg/L	<0.50	<0.50	0	Diff <2x LOR	----
		dichloropropylene, cis-1,3-	10061-01-5	E611D	0.30	µg/L	<0.30	<0.30	0	Diff <2x LOR	----
		dichloropropylene, trans-1,3-	10061-02-6	E611D	0.30	µg/L	<0.30	<0.30	0	Diff <2x LOR	----
		ethylbenzene	100-41-4	E611D	0.50	µg/L	<0.50	<0.50	0	Diff <2x LOR	----
		hexane, n-	110-54-3	E611D	0.50	µg/L	<0.50	<0.50	0	Diff <2x LOR	----
		methyl ethyl ketone [MEK]	78-93-3	E611D	20	µg/L	<20	<20	0	Diff <2x LOR	----
		methyl isobutyl ketone [MIBK]	108-10-1	E611D	20	µg/L	<20	<20	0	Diff <2x LOR	----
		methyl-tert-butyl ether [MTBE]	1634-04-4	E611D	0.50	µg/L	<0.50	<0.50	0	Diff <2x LOR	----
		styrene	100-42-5	E611D	0.50	µg/L	<0.50	<0.50	0	Diff <2x LOR	----
		tetrachloroethane, 1,1,1,2-	630-20-6	E611D	0.50	µg/L	<0.50	<0.50	0	Diff <2x LOR	----
		tetrachloroethane, 1,1,1,2,2-	79-34-5	E611D	0.50	µg/L	<0.50	<0.50	0	Diff <2x LOR	----
		tetrachloroethylene	127-18-4	E611D	0.50	µg/L	<0.50	<0.50	0	Diff <2x LOR	----



Sub-Matrix: <b>Water</b>					Laboratory Duplicate (DUP) Report						
Laboratory sample ID	Client sample ID	Analyte	CAS Number	Method	LOR	Unit	Original Result	Duplicate Result	RPD(%) or Difference	Duplicate Limits	Qualifier
<b>Volatile Organic Compounds (QC Lot: 728063) - continued</b>											
TY2203475-001	Anonymous	toluene	108-88-3	E611D	0.50	µg/L	<0.50	<0.50	0	Diff <2x LOR	----
		trichloroethane, 1,1,1-	71-55-6	E611D	0.50	µg/L	<0.50	<0.50	0	Diff <2x LOR	----
		trichloroethane, 1,1,2-	79-00-5	E611D	0.50	µg/L	<0.50	<0.50	0	Diff <2x LOR	----
		trichloroethylene	79-01-6	E611D	0.50	µg/L	<0.50	<0.50	0	Diff <2x LOR	----
		trichlorofluoromethane	75-69-4	E611D	0.50	µg/L	<0.50	<0.50	0	Diff <2x LOR	----
		vinyl chloride	75-01-4	E611D	0.50	µg/L	<0.50	<0.50	0	Diff <2x LOR	----
		xylene, m+p-	179601-23-1	E611D	0.40	µg/L	<0.40	<0.40	0	Diff <2x LOR	----
xylene, o-	95-47-6	E611D	0.30	µg/L	<0.30	<0.30	<0.30	0	Diff <2x LOR	----	
<b>Hydrocarbons (QC Lot: 728064)</b>											
TY2203475-001	Anonymous	F1 (C6-C10)	----	E581.F1-L	25	µg/L	<25	<25	0	Diff <2x LOR	----



## Method Blank (MB) Report

A Method Blank is an analyte-free matrix that undergoes sample processing identical to that carried out for test samples. Method Blank results are used to monitor and control for potential contamination from the laboratory environment and reagents. For most tests, the DQO for Method Blanks is for the result to be < LOR.

Sub-Matrix: **Water**

Analyte	CAS Number	Method	LOR	Unit	Result	Qualifier
<b>Physical Tests (QCLot: 724671)</b>						
colour, true	---	E329-L	2	CU	<2.0	---
<b>Physical Tests (QCLot: 726629)</b>						
solids, total dissolved [TDS]	---	E162	10	mg/L	<10	---
<b>Physical Tests (QCLot: 729185)</b>						
alkalinity, total (as CaCO3)	---	E290	1	mg/L	# 2.6	---
<b>Physical Tests (QCLot: 729186)</b>						
conductivity	---	E100	1	µS/cm	<1.0	---
<b>Physical Tests (QCLot: 730340)</b>						
turbidity	---	E121	0.1	NTU	<0.10	---
<b>Anions and Nutrients (QCLot: 726029)</b>						
Kjeldahl nitrogen, total [TKN]	---	E318	0.05	mg/L	<0.050	---
<b>Anions and Nutrients (QCLot: 726698)</b>						
ammonia, total (as N)	7664-41-7	E298	0.005	mg/L	<0.0050	---
<b>Anions and Nutrients (QCLot: 729179)</b>						
fluoride	16984-48-8	E235.F	0.02	mg/L	<0.020	---
<b>Anions and Nutrients (QCLot: 729180)</b>						
nitrate (as N)	14797-55-8	E235.NO3	0.02	mg/L	<0.020	---
<b>Anions and Nutrients (QCLot: 729181)</b>						
nitrite (as N)	14797-65-0	E235.NO2	0.01	mg/L	<0.010	---
<b>Anions and Nutrients (QCLot: 729182)</b>						
chloride	16887-00-6	E235.Cl	0.5	mg/L	<0.50	---
<b>Anions and Nutrients (QCLot: 729183)</b>						
sulfate (as SO4)	14808-79-8	E235.SO4	0.3	mg/L	<0.30	---
<b>Organic / Inorganic Carbon (QCLot: 723488)</b>						
carbon, dissolved organic [DOC]	---	E358-L	0.5	mg/L	<0.50	---
<b>Total Sulfides (QCLot: 727164)</b>						
sulfide, total (as S)	18496-25-8	E395-H	0.01	mg/L	<0.010	---
<b>Microbiological Tests (QCLot: 721573)</b>						
heterotrophic plate count [HPC]	---	E012.HPC	1	CFU/1mL	<1	---
<b>Microbiological Tests (QCLot: 721574)</b>						
coliforms, total	---	E012.TC	1	CFU/100mL	<1	---
<b>Microbiological Tests (QCLot: 721575)</b>						



Sub-Matrix: **Water**

Analyte	CAS Number	Method	LOR	Unit	Result	Qualifier
<b>Microbiological Tests (QCLot: 721575) - continued</b>						
coliforms, total background	----	E012.BG.TC	1	CFU/100mL	<1	----
<b>Microbiological Tests (QCLot: 721578)</b>						
coliforms, Escherichia coli [E. coli]	----	E012A.EC	1	CFU/100mL	<1	----
<b>Dissolved Metals (QCLot: 724874)</b>						
aluminum, dissolved	7429-90-5	E421	0.001	mg/L	<0.0010	----
antimony, dissolved	7440-36-0	E421	0.0001	mg/L	<0.00010	----
arsenic, dissolved	7440-38-2	E421	0.0001	mg/L	<0.00010	----
barium, dissolved	7440-39-3	E421	0.0001	mg/L	<0.00010	----
beryllium, dissolved	7440-41-7	E421	0.00002	mg/L	<0.000020	----
boron, dissolved	7440-42-8	E421	0.01	mg/L	<0.010	----
cadmium, dissolved	7440-43-9	E421	0.000005	mg/L	<0.0000050	----
calcium, dissolved	7440-70-2	E421	0.05	mg/L	<0.050	----
chromium, dissolved	7440-47-3	E421	0.0005	mg/L	<0.00050	----
cobalt, dissolved	7440-48-4	E421	0.0001	mg/L	<0.00010	----
copper, dissolved	7440-50-8	E421	0.0002	mg/L	<0.00020	----
lead, dissolved	7439-92-1	E421	0.00005	mg/L	<0.000050	----
magnesium, dissolved	7439-95-4	E421	0.005	mg/L	<0.0050	----
manganese, dissolved	7439-96-5	E421	0.0001	mg/L	<0.00010	----
molybdenum, dissolved	7439-98-7	E421	0.00005	mg/L	<0.000050	----
nickel, dissolved	7440-02-0	E421	0.0005	mg/L	<0.00050	----
potassium, dissolved	7440-09-7	E421	0.05	mg/L	<0.050	----
selenium, dissolved	7782-49-2	E421	0.00005	mg/L	<0.000050	----
silver, dissolved	7440-22-4	E421	0.00001	mg/L	<0.000010	----
sodium, dissolved	7440-23-5	E421	0.05	mg/L	<0.050	----
strontium, dissolved	7440-24-6	E421	0.0002	mg/L	<0.00020	----
thallium, dissolved	7440-28-0	E421	0.00001	mg/L	<0.000010	----
uranium, dissolved	7440-61-1	E421	0.00001	mg/L	<0.000010	----
vanadium, dissolved	7440-62-2	E421	0.0005	mg/L	<0.00050	----
zinc, dissolved	7440-66-6	E421	0.001	mg/L	<0.0010	----
<b>Aggregate Organics (QCLot: 722654)</b>						
tannin + lignin (as tannic acid)	----	E563	0.1	mg/L	<0.10	----
<b>Volatile Organic Compounds (QCLot: 728063)</b>						
Acetone	67-64-1	E611D	20	µg/L	<20	----
benzene	71-43-2	E611D	0.5	µg/L	<0.50	----
bromodichloromethane	75-27-4	E611D	0.5	µg/L	<0.50	----



Sub-Matrix: **Water**

Analyte	CAS Number	Method	LOR	Unit	Result	Qualifier
<b>Volatile Organic Compounds (QCLot: 728063) - continued</b>						
bromoform	75-25-2	E611D	0.5	µg/L	<0.50	----
bromomethane	74-83-9	E611D	0.5	µg/L	<0.50	----
carbon tetrachloride	56-23-5	E611D	0.2	µg/L	<0.20	----
chlorobenzene	108-90-7	E611D	0.5	µg/L	<0.50	----
chloroform	67-66-3	E611D	0.5	µg/L	<0.50	----
dibromochloromethane	124-48-1	E611D	0.5	µg/L	<0.50	----
dibromoethane, 1,2-	106-93-4	E611D	0.2	µg/L	<0.20	----
dichlorobenzene, 1,2-	95-50-1	E611D	0.5	µg/L	<0.50	----
dichlorobenzene, 1,3-	541-73-1	E611D	0.5	µg/L	<0.50	----
dichlorobenzene, 1,4-	106-46-7	E611D	0.5	µg/L	<0.50	----
dichlorodifluoromethane	75-71-8	E611D	0.5	µg/L	<0.50	----
dichloroethane, 1,1-	75-34-3	E611D	0.5	µg/L	<0.50	----
dichloroethane, 1,2-	107-06-2	E611D	0.5	µg/L	<0.50	----
dichloroethylene, 1,1-	75-35-4	E611D	0.5	µg/L	<0.50	----
dichloroethylene, cis-1,2-	156-59-2	E611D	0.5	µg/L	<0.50	----
dichloroethylene, trans-1,2-	156-60-5	E611D	0.5	µg/L	<0.50	----
dichloromethane	75-09-2	E611D	1	µg/L	<1.0	----
dichloropropane, 1,2-	78-87-5	E611D	0.5	µg/L	<0.50	----
dichloropropylene, cis-1,3-	10061-01-5	E611D	0.3	µg/L	<0.30	----
dichloropropylene, trans-1,3-	10061-02-6	E611D	0.3	µg/L	<0.30	----
ethylbenzene	100-41-4	E611D	0.5	µg/L	<0.50	----
hexane, n-	110-54-3	E611D	0.5	µg/L	<0.50	----
methyl ethyl ketone [MEK]	78-93-3	E611D	20	µg/L	<20	----
methyl isobutyl ketone [MIBK]	108-10-1	E611D	20	µg/L	<20	----
methyl-tert-butyl ether [MTBE]	1634-04-4	E611D	0.5	µg/L	<0.50	----
styrene	100-42-5	E611D	0.5	µg/L	<0.50	----
tetrachloroethane, 1,1,1,2-	630-20-6	E611D	0.5	µg/L	<0.50	----
tetrachloroethane, 1,1,2,2-	79-34-5	E611D	0.5	µg/L	<0.50	----
tetrachloroethylene	127-18-4	E611D	0.5	µg/L	<0.50	----
toluene	108-88-3	E611D	0.5	µg/L	<0.50	----
trichloroethane, 1,1,1-	71-55-6	E611D	0.5	µg/L	<0.50	----
trichloroethane, 1,1,2-	79-00-5	E611D	0.5	µg/L	<0.50	----
trichloroethylene	79-01-6	E611D	0.5	µg/L	<0.50	----
trichlorofluoromethane	75-69-4	E611D	0.5	µg/L	<0.50	----
vinyl chloride	75-01-4	E611D	0.5	µg/L	<0.50	----





Sub-Matrix: **Water**

Analyte	CAS Number	Method	LOR	Unit	Result	Qualifier
<b>Volatile Organic Compounds (QCLot: 728063) - continued</b>						
xylene, m+p-	179601-23-1	E611D	0.4	µg/L	<0.40	---
xylene, o-	95-47-6	E611D	0.3	µg/L	<0.30	---
<b>Hydrocarbons (QCLot: 725961)</b>						
F2 (C10-C16)	---	E601.SG	100	µg/L	<100	---
F3 (C16-C34)	---	E601.SG	250	µg/L	<250	---
F4 (C34-C50)	---	E601.SG	250	µg/L	<250	---
<b>Hydrocarbons (QCLot: 728064)</b>						
F1 (C6-C10)	---	E581.F1-L	25	µg/L	<25	---
<b>Polycyclic Aromatic Hydrocarbons (QCLot: 724805)</b>						
acenaphthene	83-32-9	E655A	0.2	µg/L	<0.20	---
acenaphthylene	208-96-8	E655A	0.2	µg/L	<0.20	---
anthracene	120-12-7	E655A	0.2	µg/L	<0.20	---
benz(a)anthracene	56-55-3	E655A	0.2	µg/L	<0.20	---
benzo(a)pyrene	50-32-8	E655A	0.02	µg/L	# <0.040	RRQC
benzo(b+)fluoranthene	n/a	E655A	0.1	µg/L	<0.10	---
benzo(g,h,i)perylene	191-24-2	E655A	0.2	µg/L	<0.20	---
benzo(k)fluoranthene	207-08-9	E655A	0.1	µg/L	<0.10	---
chrysene	218-01-9	E655A	0.1	µg/L	<0.10	---
dibenz(a,h)anthracene	53-70-3	E655A	0.2	µg/L	<0.20	---
fluoranthene	206-44-0	E655A	0.2	µg/L	<0.20	---
fluorene	86-73-7	E655A	0.2	µg/L	<0.20	---
indeno(1,2,3-c,d)pyrene	193-39-5	E655A	0.2	µg/L	<0.20	---
methylnaphthalene, 1-	90-12-0	E655A	0.4	µg/L	<0.40	---
methylnaphthalene, 2-	91-57-6	E655A	0.4	µg/L	<0.40	---
naphthalene	91-20-3	E655A	0.2	µg/L	<0.20	---
phenanthrene	85-01-8	E655A	0.2	µg/L	<0.20	---
pyrene	129-00-0	E655A	0.2	µg/L	<0.20	---
<b>Phthalate Esters (QCLot: 724805)</b>						
bis(2-ethylhexyl) phthalate [DEHP]	117-81-7	E655A	2	µg/L	<2.0	---
diethyl phthalate	84-66-2	E655A	0.2	µg/L	<0.20	---
dimethyl phthalate	131-11-3	E655A	0.2	µg/L	<0.20	---
<b>Semi-Volatile Organics (QCLot: 724805)</b>						
biphenyl	92-52-4	E655A	0.4	µg/L	<0.40	---
bis(2-chloroethyl) ether	111-44-4	E655A	0.4	µg/L	<0.40	---
bis(2-chloroisopropyl) ether	39638-32-9	E655A	0.4	µg/L	<0.40	---



Sub-Matrix: **Water**

Analyte	CAS Number	Method	LOR	Unit	Result	Qualifier
<b>Semi-Volatile Organics (QCLot: 724805) - continued</b>						
chloroaniline, 4-	106-47-8	E655A	0.4	µg/L	<0.40	----
dichlorobenzidine, 3,3'-	91-94-1	E655A	0.4	µg/L	<0.40	----
dinitrotoluene, 2,4-	121-14-2	E655A	0.4	µg/L	<0.40	----
dinitrotoluene, 2,6-	606-20-2	E655A	0.4	µg/L	<0.40	----
trichlorobenzene, 1,2,4-	120-82-1	E655A	0.4	µg/L	<0.40	----
<b>Chlorinated Phenolics (QCLot: 724805)</b>						
chlorophenol, 2-	95-57-8	E655A	0.3	µg/L	<0.30	----
dichlorophenol, 2,4-	120-83-2	E655A	0.3	µg/L	<0.30	----
pentachlorophenol [PCP]	87-86-5	E655A	0.5	µg/L	<0.50	----
trichlorophenol, 2,4,5-	95-95-4	E655A	0.2	µg/L	<0.20	----
trichlorophenol, 2,4,6-	88-06-2	E655A	0.2	µg/L	<0.20	----
<b>Chlorinated Phenolics (QCLot: 724808)</b>						
tetrachlorophenol, 2,3,4,6-	58-90-2	E651D	0.5	µg/L	<0.50	----
<b>Non-Chlorinated Phenolics (QCLot: 724805)</b>						
dimethylphenol, 2,4-	105-67-9	E655A	0.5	µg/L	<0.50	----
dinitrophenol, 2,4-	51-28-5	E655A	1	µg/L	<1.0	----
phenol	108-95-2	E655A	0.5	µg/L	<0.50	----
<b>Pesticides (QCLot: 724791)</b>						
diazinon	333-41-5	E660E-H	0.1	µg/L	<0.10	----



## Laboratory Control Sample (LCS) Report

A Laboratory Control Sample (LCS) is an analyte-free matrix that has been fortified (spiked) with test analytes at known concentration and processed in an identical manner to test samples. LCS results are expressed as percent recovery, and are used to monitor and control test method accuracy and precision, independent of test sample matrix.

Sub-Matrix: Water

					Laboratory Control Sample (LCS) Report				
Analyte	CAS Number	Method	LOR	Unit	Spike	Recovery (%)	Recovery Limits (%)		Qualifier
					Concentration	LCS	Low	High	
<b>Physical Tests (QCLot: 724671)</b>									
colour, true	---	E329-L	2	CU	25 CU	97.6	85.0	115	---
<b>Physical Tests (QCLot: 726629)</b>									
solids, total dissolved [TDS]	---	E162	10	mg/L	1000 mg/L	103	85.0	115	---
<b>Physical Tests (QCLot: 729184)</b>									
pH	---	E108	---	pH units	7 pH units	100	98.0	102	---
<b>Physical Tests (QCLot: 729185)</b>									
alkalinity, total (as CaCO3)	---	E290	1	mg/L	150 mg/L	113	85.0	115	---
<b>Physical Tests (QCLot: 729186)</b>									
conductivity	---	E100	1	µS/cm	1409 µS/cm	99.8	90.0	110	---
<b>Physical Tests (QCLot: 730340)</b>									
turbidity	---	E121	0.1	NTU	200 NTU	90.9	85.0	115	---
<b>Anions and Nutrients (QCLot: 726029)</b>									
Kjeldahl nitrogen, total [TKN]	---	E318	0.05	mg/L	4 mg/L	96.1	75.0	125	---
<b>Anions and Nutrients (QCLot: 726698)</b>									
ammonia, total (as N)	7664-41-7	E298	0.005	mg/L	0.2 mg/L	97.9	85.0	115	---
<b>Anions and Nutrients (QCLot: 729179)</b>									
fluoride	16984-48-8	E235.F	0.02	mg/L	1 mg/L	102	90.0	110	---
<b>Anions and Nutrients (QCLot: 729180)</b>									
nitrate (as N)	14797-55-8	E235.NO3	0.02	mg/L	2.5 mg/L	100.0	90.0	110	---
<b>Anions and Nutrients (QCLot: 729181)</b>									
nitrite (as N)	14797-65-0	E235.NO2	0.01	mg/L	0.5 mg/L	99.4	90.0	110	---
<b>Anions and Nutrients (QCLot: 729182)</b>									
chloride	16887-00-6	E235.Cl	0.5	mg/L	100 mg/L	101	90.0	110	---
<b>Anions and Nutrients (QCLot: 729183)</b>									
sulfate (as SO4)	14808-79-8	E235.SO4	0.3	mg/L	100 mg/L	102	90.0	110	---
<b>Organic / Inorganic Carbon (QCLot: 723488)</b>									
carbon, dissolved organic [DOC]	---	E358-L	0.5	mg/L	8.57 mg/L	105	80.0	120	---
<b>Total Sulfides (QCLot: 727164)</b>									
sulfide, total (as H2S)	7783-06-4	E395-H	---	mg/L	0.085 mg/L	106	80.0	120	---



Sub-Matrix: **Water**

Laboratory Control Sample (LCS) Report

Analyte	CAS Number	Method	LOR	Unit	Spike	Recovery (%)	Recovery Limits (%)		Qualifier
					Concentration	LCS	Low	High	
<b>Total Sulfides (QCLot: 727164) - continued</b>									
sulfide, total (as S)	18496-25-8	E395-H	0.01	mg/L	0.08 mg/L	106	80.0	120	----
<b>Dissolved Metals (QCLot: 724874)</b>									
aluminum, dissolved	7429-90-5	E421	0.001	mg/L	0.1 mg/L	103	80.0	120	----
antimony, dissolved	7440-36-0	E421	0.0001	mg/L	0.05 mg/L	104	80.0	120	----
arsenic, dissolved	7440-38-2	E421	0.0001	mg/L	0.05 mg/L	104	80.0	120	----
barium, dissolved	7440-39-3	E421	0.0001	mg/L	0.0125 mg/L	106	80.0	120	----
beryllium, dissolved	7440-41-7	E421	0.00002	mg/L	0.005 mg/L	102	80.0	120	----
boron, dissolved	7440-42-8	E421	0.01	mg/L	0.05 mg/L	98.5	80.0	120	----
cadmium, dissolved	7440-43-9	E421	0.000005	mg/L	0.005 mg/L	105	80.0	120	----
calcium, dissolved	7440-70-2	E421	0.05	mg/L	2.5 mg/L	104	80.0	120	----
chromium, dissolved	7440-47-3	E421	0.0005	mg/L	0.0125 mg/L	103	80.0	120	----
cobalt, dissolved	7440-48-4	E421	0.0001	mg/L	0.0125 mg/L	103	80.0	120	----
copper, dissolved	7440-50-8	E421	0.0002	mg/L	0.0125 mg/L	101	80.0	120	----
lead, dissolved	7439-92-1	E421	0.00005	mg/L	0.025 mg/L	104	80.0	120	----
magnesium, dissolved	7439-95-4	E421	0.005	mg/L	2.5 mg/L	106	80.0	120	----
manganese, dissolved	7439-96-5	E421	0.0001	mg/L	0.0125 mg/L	105	80.0	120	----
molybdenum, dissolved	7439-98-7	E421	0.00005	mg/L	0.0125 mg/L	104	80.0	120	----
nickel, dissolved	7440-02-0	E421	0.0005	mg/L	0.025 mg/L	105	80.0	120	----
potassium, dissolved	7440-09-7	E421	0.05	mg/L	2.5 mg/L	107	80.0	120	----
selenium, dissolved	7782-49-2	E421	0.00005	mg/L	0.05 mg/L	105	80.0	120	----
silver, dissolved	7440-22-4	E421	0.00001	mg/L	0.005 mg/L	108	80.0	120	----
sodium, dissolved	7440-23-5	E421	0.05	mg/L	2.5 mg/L	108	80.0	120	----
strontium, dissolved	7440-24-6	E421	0.0002	mg/L	0.0125 mg/L	106	80.0	120	----
thallium, dissolved	7440-28-0	E421	0.00001	mg/L	0.05 mg/L	103	80.0	120	----
uranium, dissolved	7440-61-1	E421	0.00001	mg/L	0.00025 mg/L	104	80.0	120	----
vanadium, dissolved	7440-62-2	E421	0.0005	mg/L	0.025 mg/L	105	80.0	120	----
zinc, dissolved	7440-66-6	E421	0.001	mg/L	0.025 mg/L	110	80.0	120	----
<b>Aggregate Organics (QCLot: 722654)</b>									
tannin + lignin (as tannic acid)	----	E563	0.1	mg/L	5 mg/L	103	85.0	115	----
<b>Volatile Organic Compounds (QCLot: 728063)</b>									
Acetone	67-64-1	E611D	20	µg/L	100 µg/L	127	70.0	130	----
benzene	71-43-2	E611D	0.5	µg/L	100 µg/L	98.2	70.0	130	----
bromodichloromethane	75-27-4	E611D	0.5	µg/L	100 µg/L	98.7	70.0	130	----



Sub-Matrix: Water

					Laboratory Control Sample (LCS) Report				
					Spike	Recovery (%)	Recovery Limits (%)		
Analyte	CAS Number	Method	LOR	Unit	Concentration	LCS	Low	High	Qualifier
<b>Volatile Organic Compounds (QCLot: 728063) - continued</b>									
bromoform	75-25-2	E611D	0.5	µg/L	100 µg/L	104	70.0	130	----
bromomethane	74-83-9	E611D	0.5	µg/L	100 µg/L	99.5	60.0	140	----
carbon tetrachloride	56-23-5	E611D	0.2	µg/L	100 µg/L	88.6	70.0	130	----
chlorobenzene	108-90-7	E611D	0.5	µg/L	100 µg/L	91.6	70.0	130	----
chloroform	67-66-3	E611D	0.5	µg/L	100 µg/L	98.9	70.0	130	----
dibromochloromethane	124-48-1	E611D	0.5	µg/L	100 µg/L	104	70.0	130	----
dibromoethane, 1,2-	106-93-4	E611D	0.2	µg/L	100 µg/L	96.7	70.0	130	----
dichlorobenzene, 1,2-	95-50-1	E611D	0.5	µg/L	100 µg/L	94.3	70.0	130	----
dichlorobenzene, 1,3-	541-73-1	E611D	0.5	µg/L	100 µg/L	90.0	70.0	130	----
dichlorobenzene, 1,4-	106-46-7	E611D	0.5	µg/L	100 µg/L	91.7	70.0	130	----
dichlorodifluoromethane	75-71-8	E611D	0.5	µg/L	100 µg/L	79.6	60.0	140	----
dichloroethane, 1,1-	75-34-3	E611D	0.5	µg/L	100 µg/L	106	70.0	130	----
dichloroethane, 1,2-	107-06-2	E611D	0.5	µg/L	100 µg/L	112	70.0	130	----
dichloroethylene, 1,1-	75-35-4	E611D	0.5	µg/L	100 µg/L	95.7	70.0	130	----
dichloroethylene, cis-1,2-	156-59-2	E611D	0.5	µg/L	100 µg/L	101	70.0	130	----
dichloroethylene, trans-1,2-	156-60-5	E611D	0.5	µg/L	100 µg/L	101	70.0	130	----
dichloromethane	75-09-2	E611D	1	µg/L	100 µg/L	111	70.0	130	----
dichloropropane, 1,2-	78-87-5	E611D	0.5	µg/L	100 µg/L	98.1	70.0	130	----
dichloropropylene, cis-1,3-	10061-01-5	E611D	0.3	µg/L	100 µg/L	94.8	70.0	130	----
dichloropropylene, trans-1,3-	10061-02-6	E611D	0.3	µg/L	100 µg/L	105	70.0	130	----
ethylbenzene	100-41-4	E611D	0.5	µg/L	100 µg/L	92.7	70.0	130	----
hexane, n-	110-54-3	E611D	0.5	µg/L	100 µg/L	91.4	70.0	130	----
methyl ethyl ketone [MEK]	78-93-3	E611D	20	µg/L	100 µg/L	103	70.0	130	----
methyl isobutyl ketone [MIBK]	108-10-1	E611D	20	µg/L	100 µg/L	116	70.0	130	----
methyl-tert-butyl ether [MTBE]	1634-04-4	E611D	0.5	µg/L	100 µg/L	91.4	70.0	130	----
styrene	100-42-5	E611D	0.5	µg/L	100 µg/L	93.7	70.0	130	----
tetrachloroethane, 1,1,1,2-	630-20-6	E611D	0.5	µg/L	100 µg/L	97.0	70.0	130	----
tetrachloroethane, 1,1,1,2,2-	79-34-5	E611D	0.5	µg/L	100 µg/L	110	70.0	130	----
tetrachloroethylene	127-18-4	E611D	0.5	µg/L	100 µg/L	93.2	70.0	130	----
toluene	108-88-3	E611D	0.5	µg/L	100 µg/L	97.1	70.0	130	----
trichloroethane, 1,1,1-	71-55-6	E611D	0.5	µg/L	100 µg/L	96.3	70.0	130	----
trichloroethane, 1,1,2-	79-00-5	E611D	0.5	µg/L	100 µg/L	112	70.0	130	----
trichloroethylene	79-01-6	E611D	0.5	µg/L	100 µg/L	91.2	70.0	130	----
trichlorofluoromethane	75-69-4	E611D	0.5	µg/L	100 µg/L	94.8	60.0	140	----
vinyl chloride	75-01-4	E611D	0.5	µg/L	100 µg/L	80.1	60.0	140	----
xylene, m+p-	179601-23-1	E611D	0.4	µg/L	200 µg/L	94.8	70.0	130	----



Sub-Matrix: Water

					Laboratory Control Sample (LCS) Report				
					Spike	Recovery (%)	Recovery Limits (%)		
Analyte	CAS Number	Method	LOR	Unit	Concentration	LCS	Low	High	Qualifier
<b>Volatile Organic Compounds (QCLot: 728063) - continued</b>									
xylene, o-	95-47-6	E611D	0.3	µg/L	100 µg/L	97.8	70.0	130	----
<b>Hydrocarbons (QCLot: 725961)</b>									
F2 (C10-C16)	----	E601.SG	100	µg/L	5190.11 µg/L	98.0	70.0	130	----
F3 (C16-C34)	----	E601.SG	250	µg/L	6225.68 µg/L	99.1	70.0	130	----
F4 (C34-C50)	----	E601.SG	250	µg/L	6014.63 µg/L	87.8	70.0	130	----
<b>Hydrocarbons (QCLot: 728064)</b>									
F1 (C6-C10)	----	E581.F1-L	25	µg/L	2000 µg/L	108	80.0	120	----
<b>Polycyclic Aromatic Hydrocarbons (QCLot: 724805)</b>									
acenaphthene	83-32-9	E655A	0.2	µg/L	1.6 µg/L	94.8	50.0	140	----
acenaphthylene	208-96-8	E655A	0.2	µg/L	1.6 µg/L	97.1	50.0	140	----
anthracene	120-12-7	E655A	0.2	µg/L	1.6 µg/L	105	50.0	140	----
benz(a)anthracene	56-55-3	E655A	0.2	µg/L	1.6 µg/L	119	50.0	140	----
benzo(a)pyrene	50-32-8	E655A	0.02	µg/L	1.6 µg/L	109	50.0	140	----
benzo(b+j)fluoranthene	n/a	E655A	0.1	µg/L	1.6 µg/L	74.0	50.0	140	----
benzo(g,h,i)perylene	191-24-2	E655A	0.2	µg/L	1.6 µg/L	67.9	50.0	140	----
benzo(k)fluoranthene	207-08-9	E655A	0.1	µg/L	1.6 µg/L	105	50.0	140	----
chrysene	218-01-9	E655A	0.1	µg/L	1.6 µg/L	95.1	50.0	140	----
dibenz(a,h)anthracene	53-70-3	E655A	0.2	µg/L	1.6 µg/L	73.3	50.0	140	----
fluoranthene	206-44-0	E655A	0.2	µg/L	1.6 µg/L	90.1	50.0	140	----
fluorene	86-73-7	E655A	0.2	µg/L	1.6 µg/L	89.8	50.0	140	----
indeno(1,2,3-c,d)pyrene	193-39-5	E655A	0.2	µg/L	1.6 µg/L	66.4	50.0	140	----
methylnaphthalene, 1-	90-12-0	E655A	0.4	µg/L	1.6 µg/L	97.7	50.0	140	----
methylnaphthalene, 2-	91-57-6	E655A	0.4	µg/L	1.6 µg/L	86.6	50.0	140	----
naphthalene	91-20-3	E655A	0.2	µg/L	1.6 µg/L	87.4	50.0	140	----
phenanthrene	85-01-8	E655A	0.2	µg/L	1.6 µg/L	93.6	50.0	140	----
pyrene	129-00-0	E655A	0.2	µg/L	1.6 µg/L	86.4	50.0	140	----
<b>Phthalate Esters (QCLot: 724805)</b>									
bis(2-ethylhexyl) phthalate [DEHP]	117-81-7	E655A	2	µg/L	6.4 µg/L	116	50.0	140	----
diethyl phthalate	84-66-2	E655A	0.2	µg/L	6.4 µg/L	100	50.0	140	----
dimethyl phthalate	131-11-3	E655A	0.2	µg/L	6.4 µg/L	107	50.0	140	----
<b>Semi-Volatile Organics (QCLot: 724805)</b>									
biphenyl	92-52-4	E655A	0.4	µg/L	1.6 µg/L	97.1	50.0	140	----



Sub-Matrix: **Water**

Laboratory Control Sample (LCS) Report

Analyte	CAS Number	Method	LOR	Unit	Spike	Recovery (%)	Recovery Limits (%)		Qualifier
					Concentration	LCS	Low	High	
<b>Semi-Volatile Organics (QCLot: 724805) - continued</b>									
bis(2-chloroethyl) ether	111-44-4	E655A	0.4	µg/L	1.6 µg/L	85.5	50.0	140	----
bis(2-chloroisopropyl) ether	39638-32-9	E655A	0.4	µg/L	1.6 µg/L	89.4	50.0	140	----
chloroaniline, 4-	106-47-8	E655A	0.4	µg/L	1.6 µg/L	61.4	30.0	130	----
dichlorobenzidine, 3,3'-	91-94-1	E655A	0.4	µg/L	1.6 µg/L	# 25.6	30.0	130	RRQC
dinitrotoluene, 2,4-	121-14-2	E655A	0.4	µg/L	1.6 µg/L	121	50.0	140	----
dinitrotoluene, 2,6-	606-20-2	E655A	0.4	µg/L	1.6 µg/L	118	50.0	140	----
trichlorobenzene, 1,2,4-	120-82-1	E655A	0.4	µg/L	1.6 µg/L	72.0	50.0	140	----
<b>Chlorinated Phenolics (QCLot: 724805)</b>									
chlorophenol, 2-	95-57-8	E655A	0.3	µg/L	4.8 µg/L	87.6	50.0	140	----
dichlorophenol, 2,4-	120-83-2	E655A	0.3	µg/L	4.8 µg/L	106	50.0	140	----
pentachlorophenol [PCP]	87-86-5	E655A	0.5	µg/L	4.8 µg/L	# 148	50.0	140	LCS-H
trichlorophenol, 2,4,5-	95-95-4	E655A	0.2	µg/L	4.8 µg/L	115	50.0	140	----
trichlorophenol, 2,4,6-	88-06-2	E655A	0.2	µg/L	4.8 µg/L	114	50.0	140	----
<b>Chlorinated Phenolics (QCLot: 724808)</b>									
tetrachlorophenol, 2,3,4,6-	58-90-2	E651D	0.5	µg/L	4.8 µg/L	115	50.0	140	----
<b>Non-Chlorinated Phenolics (QCLot: 724805)</b>									
dimethylphenol, 2,4-	105-67-9	E655A	0.5	µg/L	4.8 µg/L	98.8	30.0	130	----
dinitrophenol, 2,4-	51-28-5	E655A	1	µg/L	4.8 µg/L	# 174	50.0	140	LCS-H
phenol	108-95-2	E655A	0.5	µg/L	4.8 µg/L	114	50.0	140	----
<b>Pesticides (QCLot: 724791)</b>									
diazinon	333-41-5	E660E-H	0.1	µg/L	0.2 µg/L	94.8	60.0	130	----

**Qualifiers**

Qualifier	Description
LCS-H	Lab Control Sample recovery was above ALS DQO. Non-detected sample results are considered reliable. Other results, if reported, have been qualified.
RRQC	Refer to report comments for information regarding this QC result.



## Matrix Spike (MS) Report

A Matrix Spike (MS) is a randomly selected intra-laboratory replicate sample that has been fortified (spiked) with test analytes at known concentration, and processed in an identical manner to test samples. Matrix Spikes provide information regarding analyte recovery and potential matrix effects. MS DQO exceedances due to sample matrix may sometimes be unavoidable; in such cases, test results for the associated sample (or similar samples) may be subject to bias. ND – Recovery not determined, background level >= 1x spike level.

Sub-Matrix: **Water**

					Matrix Spike (MS) Report					
					Spike		Recovery (%)	Recovery Limits (%)		
Laboratory sample ID	Client sample ID	Analyte	CAS Number	Method	Concentration	Target	MS	Low	High	Qualifier
<b>Anions and Nutrients (QCLot: 726029)</b>										
WT2219431-001	Anonymous	Kjeldahl nitrogen, total [TKN]	----	E318	ND mg/L	2.5 mg/L	ND	70.0	130	----
<b>Anions and Nutrients (QCLot: 726698)</b>										
WT2219521-001	Anonymous	ammonia, total (as N)	7664-41-7	E298	0.103 mg/L	0.1 mg/L	103	75.0	125	----
<b>Anions and Nutrients (QCLot: 729179)</b>										
WT2220058-001	GW-12586015-GW-004	fluoride	16984-48-8	E235.F	0.983 mg/L	1 mg/L	98.3	75.0	125	----
<b>Anions and Nutrients (QCLot: 729180)</b>										
WT2220058-001	GW-12586015-GW-004	nitrate (as N)	14797-55-8	E235.NO3	2.32 mg/L	2.5 mg/L	92.7	75.0	125	----
<b>Anions and Nutrients (QCLot: 729181)</b>										
WT2220058-001	GW-12586015-GW-004	nitrite (as N)	14797-65-0	E235.NO2	0.485 mg/L	0.5 mg/L	97.0	75.0	125	----
<b>Anions and Nutrients (QCLot: 729182)</b>										
WT2220058-001	GW-12586015-GW-004	chloride	16887-00-6	E235.Cl	94.4 mg/L	100 mg/L	94.4	75.0	125	----
<b>Anions and Nutrients (QCLot: 729183)</b>										
WT2220058-001	GW-12586015-GW-004	sulfate (as SO4)	14808-79-8	E235.SO4	96.5 mg/L	100 mg/L	96.5	75.0	125	----
<b>Organic / Inorganic Carbon (QCLot: 723488)</b>										
WT2219719-001	Anonymous	carbon, dissolved organic [DOC]	----	E358-L	ND mg/L	5 mg/L	ND	70.0	130	----
<b>Total Sulfides (QCLot: 727164)</b>										
WT2219982-003	Anonymous	sulfide, total (as S)	18496-25-8	E395-H	0.904 mg/L	1 mg/L	90.4	75.0	125	----
<b>Dissolved Metals (QCLot: 724874)</b>										
WT2220058-002	GW-12586015-GW-003	aluminum, dissolved	7429-90-5	E421	0.108 mg/L	0.1 mg/L	108	70.0	130	----
		antimony, dissolved	7440-36-0	E421	0.0552 mg/L	0.05 mg/L	110	70.0	130	----
		arsenic, dissolved	7440-38-2	E421	0.0608 mg/L	0.05 mg/L	122	70.0	130	----
		barium, dissolved	7440-39-3	E421	ND mg/L	0.0125 mg/L	ND	70.0	130	----
		beryllium, dissolved	7440-41-7	E421	0.00562 mg/L	0.005 mg/L	112	70.0	130	----
		boron, dissolved	7440-42-8	E421	ND mg/L	0.05 mg/L	ND	70.0	130	----
		cadmium, dissolved	7440-43-9	E421	0.00535 mg/L	0.005 mg/L	107	70.0	130	----
		calcium, dissolved	7440-70-2	E421	ND mg/L	2.5 mg/L	ND	70.0	130	----
		chromium, dissolved	7440-47-3	E421	0.0133 mg/L	0.0125 mg/L	106	70.0	130	----
		cobalt, dissolved	7440-48-4	E421	0.0127 mg/L	0.0125 mg/L	102	70.0	130	----
		copper, dissolved	7440-50-8	E421	0.0122 mg/L	0.0125 mg/L	97.4	70.0	130	----





Sub-Matrix: Water

					Matrix Spike (MS) Report					
					Spike		Recovery (%)	Recovery Limits (%)		
Laboratory sample ID	Client sample ID	Analyte	CAS Number	Method	Concentration	Target	MS	Low	High	Qualifier
<b>Dissolved Metals (QCLot: 724874) - continued</b>										
WT2220058-002	GW-12586015-GW-003	lead, dissolved	7439-92-1	E421	0.0253 mg/L	0.025 mg/L	101	70.0	130	----
		magnesium, dissolved	7439-95-4	E421	ND mg/L	2.5 mg/L	ND	70.0	130	----
		manganese, dissolved	7439-96-5	E421	ND mg/L	0.0125 mg/L	ND	70.0	130	----
		molybdenum, dissolved	7439-98-7	E421	0.0137 mg/L	0.0125 mg/L	110	70.0	130	----
		nickel, dissolved	7440-02-0	E421	0.0250 mg/L	0.025 mg/L	99.9	70.0	130	----
		potassium, dissolved	7440-09-7	E421	ND mg/L	2.5 mg/L	ND	70.0	130	----
		selenium, dissolved	7782-49-2	E421	0.0614 mg/L	0.05 mg/L	123	70.0	130	----
		silver, dissolved	7440-22-4	E421	0.00281 mg/L	0.005 mg/L	56.1	70.0	130	MS-Ag
		sodium, dissolved	7440-23-5	E421	ND mg/L	2.5 mg/L	ND	70.0	130	----
		strontium, dissolved	7440-24-6	E421	ND mg/L	0.0125 mg/L	ND	70.0	130	----
		thallium, dissolved	7440-28-0	E421	0.0505 mg/L	0.05 mg/L	101	70.0	130	----
		uranium, dissolved	7440-61-1	E421	0.000253 mg/L	0.00025 mg/L	101	70.0	130	----
		vanadium, dissolved	7440-62-2	E421	0.0276 mg/L	0.025 mg/L	110	70.0	130	----
		zinc, dissolved	7440-66-6	E421	0.0260 mg/L	0.025 mg/L	104	70.0	130	----
<b>Aggregate Organics (QCLot: 722654)</b>										
VA22C5934-004	Anonymous	tannin + lignin (as tannic acid)	----	E563	ND mg/L	1.96 mg/L	ND	70.0	130	----
<b>Volatile Organic Compounds (QCLot: 728063)</b>										
TY2203475-001	Anonymous	Acetone	67-64-1	E611D	131 µg/L	100 µg/L	131	60.0	140	----
		benzene	71-43-2	E611D	97.1 µg/L	100 µg/L	97.1	60.0	140	----
		bromodichloromethane	75-27-4	E611D	99.3 µg/L	100 µg/L	99.3	60.0	140	----
		bromoform	75-25-2	E611D	107 µg/L	100 µg/L	107	60.0	140	----
		bromomethane	74-83-9	E611D	97.8 µg/L	100 µg/L	97.8	60.0	140	----
		carbon tetrachloride	56-23-5	E611D	87.4 µg/L	100 µg/L	87.4	60.0	140	----
		chlorobenzene	108-90-7	E611D	91.2 µg/L	100 µg/L	91.2	60.0	140	----
		chloroform	67-66-3	E611D	98.8 µg/L	100 µg/L	98.8	60.0	140	----
		dibromochloromethane	124-48-1	E611D	105 µg/L	100 µg/L	105	60.0	140	----
		dibromoethane, 1,2-	106-93-4	E611D	96.2 µg/L	100 µg/L	96.2	60.0	140	----
		dichlorobenzene, 1,2-	95-50-1	E611D	94.3 µg/L	100 µg/L	94.3	60.0	140	----
		dichlorobenzene, 1,3-	541-73-1	E611D	88.3 µg/L	100 µg/L	88.3	60.0	140	----
		dichlorobenzene, 1,4-	106-46-7	E611D	89.9 µg/L	100 µg/L	89.9	60.0	140	----
		dichlorodifluoromethane	75-71-8	E611D	74.5 µg/L	100 µg/L	74.5	60.0	140	----
		dichloroethane, 1,1-	75-34-3	E611D	106 µg/L	100 µg/L	106	60.0	140	----
		dichloroethane, 1,2-	107-06-2	E611D	111 µg/L	100 µg/L	111	60.0	140	----
		dichloroethylene, 1,1-	75-35-4	E611D	93.6 µg/L	100 µg/L	93.6	60.0	140	----
		dichloroethylene, cis-1,2-	156-59-2	E611D	99.7 µg/L	100 µg/L	99.7	60.0	140	----



Sub-Matrix: Water

					Matrix Spike (MS) Report					
					Spike		Recovery (%)	Recovery Limits (%)		
Laboratory sample ID	Client sample ID	Analyte	CAS Number	Method	Concentration	Target	MS	Low	High	Qualifier
<b>Volatile Organic Compounds (QCLot: 728063) - continued</b>										
TY2203475-001	Anonymous	dichloroethylene, trans-1,2-	156-60-5	E611D	99.8 µg/L	100 µg/L	99.8	60.0	140	----
		dichloromethane	75-09-2	E611D	110 µg/L	100 µg/L	110	60.0	140	----
		dichloropropane, 1,2-	78-87-5	E611D	98.1 µg/L	100 µg/L	98.1	60.0	140	----
		dichloropropylene, cis-1,3-	10061-01-5	E611D	95.5 µg/L	100 µg/L	95.5	60.0	140	----
		dichloropropylene, trans-1,3-	10061-02-6	E611D	107 µg/L	100 µg/L	107	60.0	140	----
		ethylbenzene	100-41-4	E611D	92.1 µg/L	100 µg/L	92.1	60.0	140	----
		hexane, n-	110-54-3	E611D	87.6 µg/L	100 µg/L	87.6	60.0	140	----
		methyl ethyl ketone [MEK]	78-93-3	E611D	104 µg/L	100 µg/L	104	60.0	140	----
		methyl isobutyl ketone [MIBK]	108-10-1	E611D	121 µg/L	100 µg/L	121	60.0	140	----
		methyl-tert-butyl ether [MTBE]	1634-04-4	E611D	91.6 µg/L	100 µg/L	91.6	60.0	140	----
		styrene	100-42-5	E611D	92.8 µg/L	100 µg/L	92.8	60.0	140	----
		tetrachloroethane, 1,1,1,2-	630-20-6	E611D	97.9 µg/L	100 µg/L	97.9	60.0	140	----
		tetrachloroethane, 1,1,2,2-	79-34-5	E611D	115 µg/L	100 µg/L	115	60.0	140	----
		tetrachloroethylene	127-18-4	E611D	92.0 µg/L	100 µg/L	92.0	60.0	140	----
		toluene	108-88-3	E611D	96.0 µg/L	100 µg/L	96.0	60.0	140	----
		trichloroethane, 1,1,1-	71-55-6	E611D	95.1 µg/L	100 µg/L	95.1	60.0	140	----
		trichloroethane, 1,1,2-	79-00-5	E611D	112 µg/L	100 µg/L	112	60.0	140	----
		trichloroethylene	79-01-6	E611D	90.3 µg/L	100 µg/L	90.3	60.0	140	----
		trichlorofluoromethane	75-69-4	E611D	91.7 µg/L	100 µg/L	91.7	60.0	140	----
		vinyl chloride	75-01-4	E611D	77.0 µg/L	100 µg/L	77.0	60.0	140	----
		xylene, m+p-	179601-23-1	E611D	188 µg/L	200 µg/L	93.8	60.0	140	----
		xylene, o-	95-47-6	E611D	98.1 µg/L	100 µg/L	98.1	60.0	140	----
<b>Hydrocarbons (QCLot: 728064)</b>										
TY2203475-001	Anonymous	F1 (C6-C10)	----	E581.F1-L	1920 µg/L	2000 µg/L	96.2	60.0	140	----

**Qualifiers**

Qualifier	Description
MS-Ag	MS-Ag: Matrix Spike recovery for silver was marginally below DQO (40 to <60%) due to its instability in the sample matrix. Silver was not detected. Reported result (< LOR) is reliable



www.alsglobal.com

10/27/2022  
Center Well


### Chain of Custody (COC) / Analytical Request Form

COC Number: 20 -

Canada Toll Free: 1 800 668 9878

Page 1 of 1

Environmental Division  
Waterloo  
Work Order Reference  
**WT2220058**



Telephone : +1 519 886 6910

<b>Report To</b> Contact and company name below will appear on the final report		<b>Reports / Recipients</b>		<b>Turnaround Time (TAT) Requested</b>	
Company:	GHD Ltd. (GHDL100)	Select Report Format:	<input checked="" type="checkbox"/> PDF <input checked="" type="checkbox"/> EXCEL <input checked="" type="checkbox"/> EDD (DIGITAL)	<input checked="" type="checkbox"/> Routine [R] if received by 3pm M-F - no surcharges apply	
Contact:	Pascal Renella	Merge QC/QCI Reports with COA	<input type="checkbox"/> YES <input type="checkbox"/> NO <input type="checkbox"/> N/A	<input type="checkbox"/> 4 day [P4] if received by 3pm M-F - 20% rush surcharge minim	
Phone:	519-884-0510	<input type="checkbox"/> Compare Results to Criteria on Report - provide details below if box checked		<input type="checkbox"/> 3 day [P3] if received by 3pm M-F - 25% rush surcharge minim	
Company address below will appear on the final report		Select Distribution:	<input checked="" type="checkbox"/> EMAIL <input type="checkbox"/> MAIL <input type="checkbox"/> FAX	<input type="checkbox"/> 2 day [P2] if received by 3pm M-F - 50% rush surcharge minim	
Street:	455 Phillip St.	Email 1 or Fax	pascal.renella@ghd.com	<input type="checkbox"/> 1 day [E] if received by 3pm M-F - 100% rush surcharge minim	
City/Province:	Waterloo, ON	Email 2	See SSOW/PO	<input type="checkbox"/> Same day [E2] if received by 10am M-F - 200% rush surcharge.	
Postal Code:	N2L 3X2	Email 3		<input type="checkbox"/> fees may apply to rush resubmits on weekends, statutory holidays & routine tests	

<b>Invoice To</b>		<b>Invoice Recipients</b>	
Same as Report To	<input checked="" type="checkbox"/> YES <input type="checkbox"/> NO	Select Invoice Distribution:	<input checked="" type="checkbox"/> EMAIL <input type="checkbox"/> MAIL <input type="checkbox"/> FAX
Copy of Invoice with Report	<input type="checkbox"/> YES <input checked="" type="checkbox"/> NO	Email 1 or Fax	Invoicing-Canada@ghd.com
Company:	GHD Ltd. (GHDL100)	Email 2	
Contact:			

<b>Project Information</b>		<b>Oil and Gas Required Fields (client use)</b>	
ALS Account # / Quote #:	WT2022GHDL1000126	AFE/Cost Center:	PO#
Job #:	12586015	Major/Minor Code:	Routing Code:
PO / AFE:		Requisitioner:	
LSD:		Location:	
ALS Lab Work Order # (lab use only):		ALS Contact:	Rick H
		Sampler:	

ALS Sample # (lab use only)	Sample Identification and/or Coordinates (This description will appear on the report)	Date (dd-mmm-yy)	Time (hh:mm)	Sample Type
GW-12586015-	GW-004			WATER
GW-12586015-	GW-003			WATER
GW-12586015-	TRIP BLANK			WATER
GW-12586015-				WATER
GW-12586015-				WATER

<b>NUMBER OF CONTAINERS</b>	Indicate Filtered (F), Preserved (P) or Filtered and													<b>SAMPLES ON HOLD</b>	<b>EXTENDED STORAGE REQUI</b>	<b>SUSPECTED HAZARD (see no</b>
	Groundwater Parameters Routine	Includes: Anions, Alk, Colour, EC	TC,EC,TCB,HPC	Semi vols (incl Phenols CPs,PAHs)	Dissolved Metals (field filter)	Sulphide/H2S, NH3	TKN,pH, Turbidity	VOCs/PHC F1-F4	TDS, Tannins/Lignins	OP Pesticides (Diazinon)	Ion Balance (calc)	Hardness (Calc)	DOC (Field Filter)			
	R	R	R	R	R	R	R	R	R	R	R	R	R			
	R			R												
	R															
	R															
	R															

<b>Drinking Water (DW) Samples<sup>1</sup> (client use)</b>	<b>Notes / Specify Limits for result evaluation by selecting from drop-down below (Excel COC only)</b>
Are samples taken from a Regulated DW System? <input type="checkbox"/> YES <input checked="" type="checkbox"/> NO	
Are samples for human consumption/ use? <input type="checkbox"/> YES <input checked="" type="checkbox"/> NO	

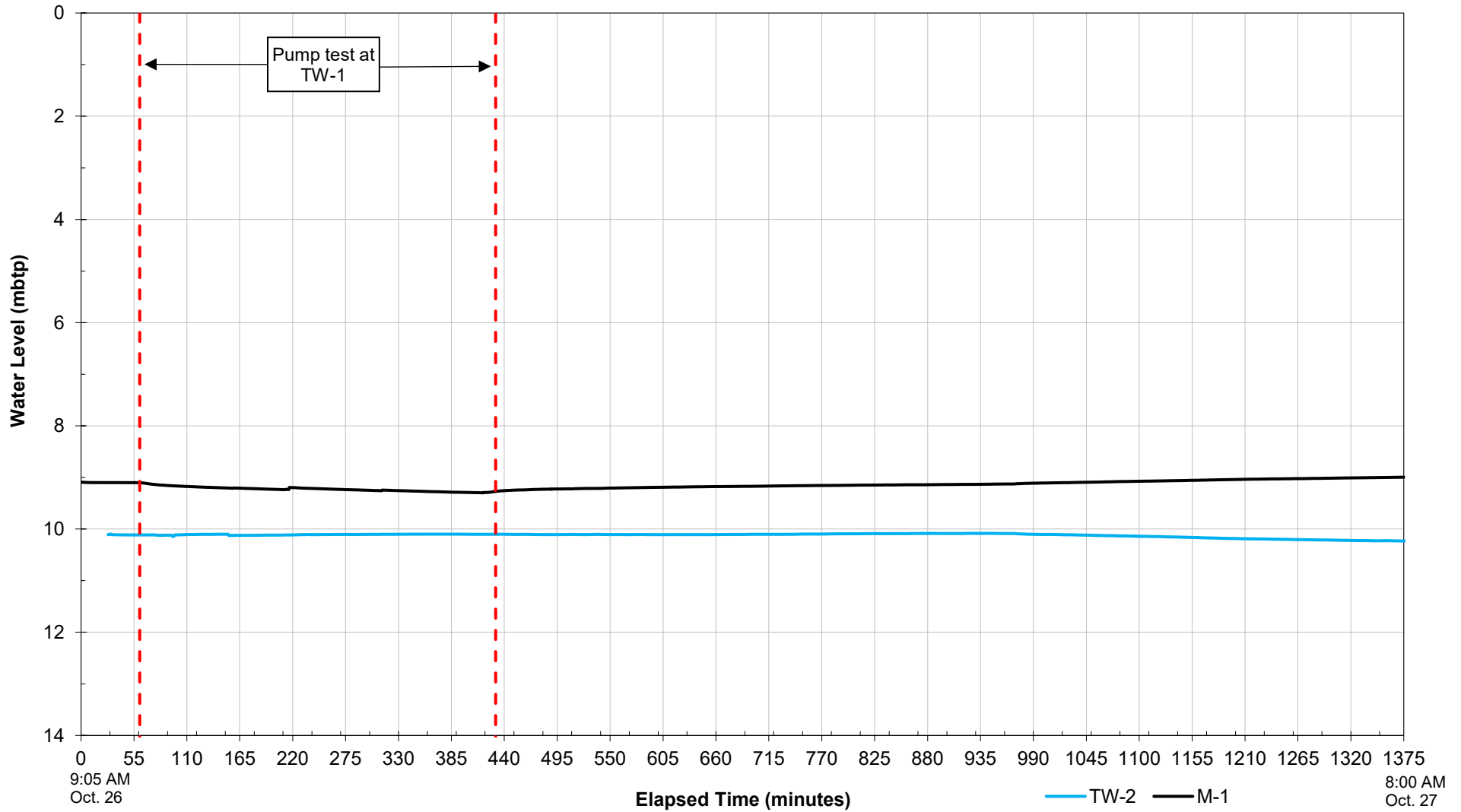
<b>SAMPLE RECEIPT DETAILS (lab use only)</b>			
Cooling Method:	<input type="checkbox"/> NONE <input type="checkbox"/> ICE <input checked="" type="checkbox"/> ICE PACKS <input type="checkbox"/> FROZEN <input type="checkbox"/> COOLING INITIATED		
Submission Comments identified on Sample Receipt Notification:	<input type="checkbox"/> YES <input type="checkbox"/> NO		
Cooler Custody Seals Intact:	<input type="checkbox"/> YES <input type="checkbox"/> N/A		
Sample Custody Seals Intact:	<input type="checkbox"/> YES <input type="checkbox"/> N/A		
INITIAL COOLER TEMPERATURES °C	FINAL COOLER TEMPERATURES °C		
4.3	6.3 6.3 10.3		

<b>SHIPMENT RELEASE (client use)</b>		<b>INITIAL SHIPMENT RECEPTION (lab use only)</b>				<b>FINAL SHIPMENT RECEPTION (lab use only)</b>			
Released by:	Date:	Time:	Received by:	Date:	Time:	Received by:	Date:	Time:	
Chris Bolin	Oct. 27/22	9:00	[Signature]	10/28/22	7:40	MA	2022-10-29	10:00	

# **Appendix E**

## **Observation Well Hydrographs**

**OBSERVATION WELL HYDROGRAPHS**  
**October 26-27, 2022**  
**Pumped Well TW-1**



## Observation Well Water Levels

Drilled Water Wells

DATE: DECEMBER 2022

LOCATION: 2545 9th Line, Metcalfe, Ontario

JOB NUMBER: 12586015

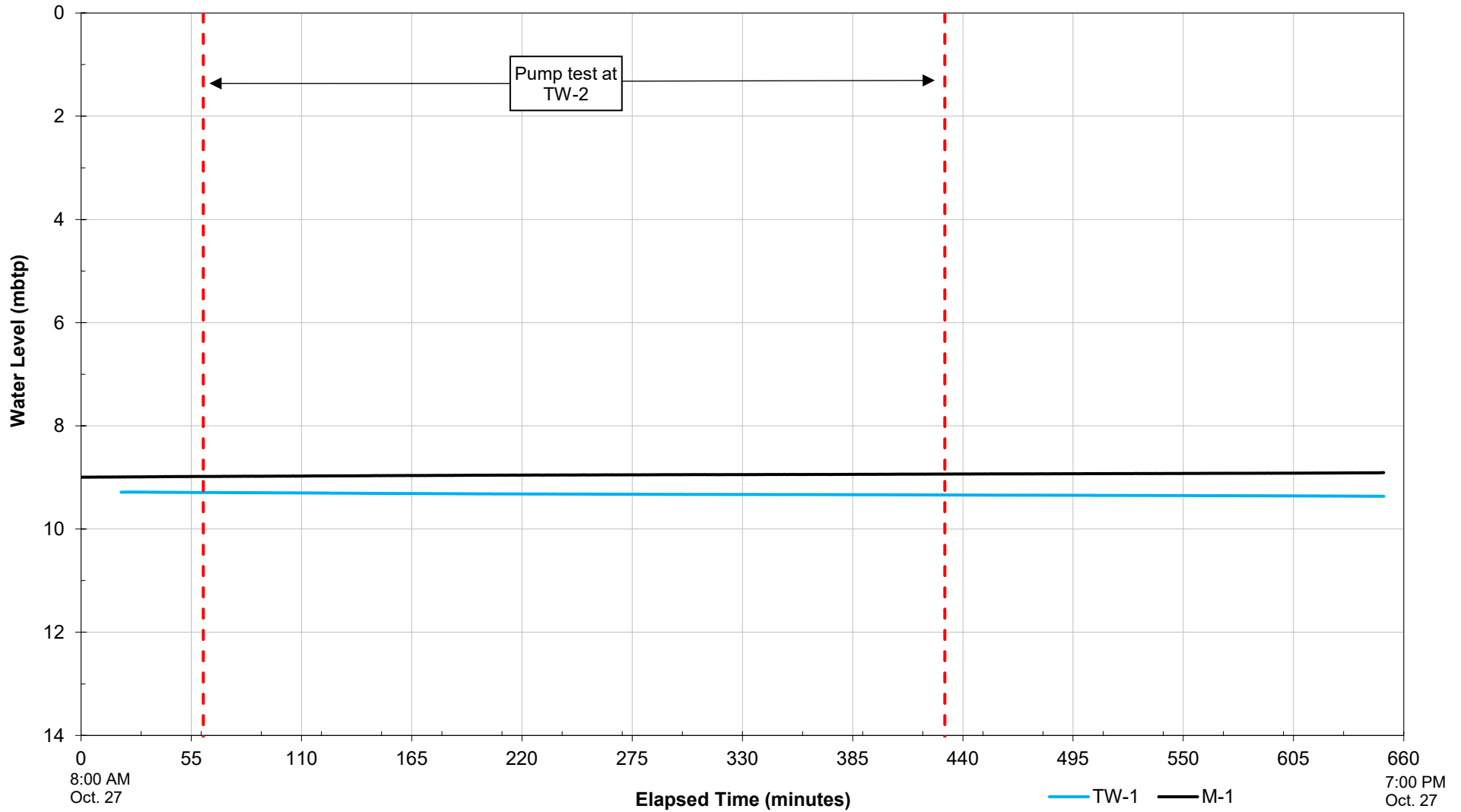
DRAWING NUMBER: E-1



347 PIDO ROAD, UNIT 29  
 PETERBOROUGH, ON K9J 6X7  
 www.ghd.com

Note: m = metres; mbtp = metres below top of pipe

**OBSERVATION WELL HYDROGRAPHS**  
**October 27, 2022**  
**Pumped Well TW-2**



## Observation Well Water Levels

Drilled Water Wells

DATE: DECEMBER 2022

LOCATION: 2545 9th Line, Metcalfe, Ontario

JOB NUMBER: 12586015

DRAWING NUMBER: E-2



347 PIDO ROAD, UNIT 29  
 PETERBOROUGH, ON K9J 6X7  
[www.ghd.com](http://www.ghd.com)

Note: m = metres; mbtp = metres below top of pipe



[ghd.com](http://ghd.com)

→ **The Power of Commitment**