

PAGE	TITRE DES DESSINS Drawing Title	REV.	DATE
A000	FRONT PAGE	G	2022.12.21
A001	PERSPECTIVES	G	2022.12.21
A100	SURVEYOR PLAN	G	2022.12.21
A101	SITE PLAN - OVERALL	I	2022.12.21
A200	PARKING PLAN	G	2022.12.21
A201	GROUND FLOOR PLAN	G	2022.12.21
A202	2nd AND 3rd FLOOR PLAN	G	2022.12.21
A203	4th AND 5th/6th FLOOR PLAN	G	2022.12.21
A204	7th AND 8th FLOOR PLAN	G	2022.12.21
A205	ROOF AND MECHANICAL PENTHOUSE ROOF PLAN	G	2022.12.21
A300	BUILDING SECTION	G	2022.12.21
A301	BUILDING SECTION	C	2022.12.21
A400	EAST AND WEST ELEVATION	G	2022.12.21
A401	NORTH AND SOUTH ELEVATION	G	2022.12.21

14



NEUF

ARCHITECT(E)S

■ SITE PLAN APPROVAL 2022.12.21
 PERMIS Permit
 SOUMISSION Tender
 RÉVISION GÉNÉRALE General revision
 CONSTRUCTION Construction
 FIN DES TRAVAUX Record Drawings




NEUF
ARCHITECT(E)S

800 MONTREAL ROAD

120 DEN HAAG DR, OTTAWA
CLIENT: SOVIMA GROUP

ARTIST'S RENDERING, FOR INFORMATION ONLY. DO NOT USE FOR CONSTRUCTION.



MONTREAL ROAD FROM THE PARK

3
A001



DEN HAAG & LEBOUTILLIER

2
A001



MONTREAL ROAD & DEN HAAG

1
A001

NOTES GÉNÉRALES / General Notes

1. Ces documents d'architecture sont la propriété exclusive de NEUF architect(e)s et ne pourront être utilisés, reproduits ou copiés sans autorisation écrite préalable. / These architectural documents are the exclusive property of NEUF architect(e)s and cannot be used, copied or reproduced without written pre-authorization.
2. Les dimensions apparaissant sur ces documents devront être vérifiées par l'entrepreneur avant le début des travaux. / All dimensions which appear on the documents must be verified by the contractor before to start the work.
3. Veuillez aviser l'architecte de toute dimension erreur étoucs divergences entre ces documents et ceux des autres professionnels. / The architect must be notified of all errors, omissions and discrepancies between these documents and those of the others professionals.
4. Les dimensions sur ces documents doivent être lues et non mesurées. / The dimensions on these documents must be read and not measured.

ARCHITECTURE DE PAYSAGE / Landscape Architect

Lashley+Associates
950 Gladstone Ave. Suite 202, Ottawa (ON) K1Y 3E6
T 613.233.8579 lashleya.com

CIVIL / Civil

IBI Group
333 Preston Street Suite 400 Ottawa (ON), K1S 5N4
T 613.447.0504 IBIgroup.com

INGÉNIERIE TRANSPORT / Engineering, Transportation

IBI - Transportation Eng.
333 Preston Street Suite 400 Ottawa (ON), K1S 5N4
T 613.447.0504 IBIgroup.com

DESIGN INTÉRIEUR / Interior Design

NINE Design
23 rue Robitaille, Suite Spazio-De-Montarville, (QC) J3V 6E4
T 514.988.8973 nine-design.ca

STRUCTURE / Structural

L2C Experts
4710 St-Ambrose St. Suite 103 Montréal (QC) H4C 2C
T 514.378.4999 L2cexperts.com

MÉCANIQUE / ÉLECTRIQUE / MECHANICAL / ELECTRICAL

GOODKEY, WEEDMARK & ASSOCIATES LTD.
488 Woodward Dr. Ottawa, ON K2C 3R6
T 613.727.5111 gwai.com


ARCHITECTES / Architect

NEUF architect(e)s SENCRL
630, boul. René-Lévesque O. 32e étage, Montréal QC H3B 1S6
T 514.847.1117 NEUFarchitectes.com

SCEAU / Seal

NEUF

ARCHITECT(E)S



NEUF ARCHITECTES SENCRL

CLIENT / Client

GROUPE SOVIMA
100 rue Landrienne, bureau 201, St-Bruno de Montarville (Québec) J3V 0B3
T 450.878.4470 sovimabuildings.com

OUVRAGE / Project

800 MONTREAL ROAD

EMPLACEMENT / Location
120 DEN HAAG DR,
OTTAWA

NO PROJET / No.
12263

NO	REVISION	DATE (aa-mm-ii)
A	Issued for SPA	2020.12.11
B	Issued for Coordination 30%	2020.12.20
C	Issued for internal review - Architect	2021.01.25
D	Issued for Coordination 60%	2021.05.25
E	Issued for SPA Rev 1	2021.10.25
F	Issued for 80% Review	2022.03.05
G	Reissued for SPA Rev 2	2022.12.21

DESSIN PAR / Drawn by

AJ

DATE (aa mm jj)

2021.10.25

TITRE DU DESSIN / Drawing Title

PERSPECTIVES

VERIFIÉ PAR / Checked by

FP

ECHELLE / Scale

N.A.

REVISION / Revision

G

NO. DESSIN / Dwg Number

A001

1. Ces documents d'architecture sont la propriété exclusive de NEUF architect(e)s et ne doivent être utilisés, reproduits ou copiés sans autorisation écrite préalable. / These architectural documents are the exclusive property of NEUF architect(e)s and cannot be used, copied or reproduced without written pre-authorization.
2. Les dimensions apparaissant sur ces documents doivent être vérifiées par l'entrepreneur avant le début des travaux. / All dimensions which appear on the documents must be verified by the contractor before to start the work.
3. Veuillez aviser l'architecte de toute dimension erronée et/ou divergences entre ces documents et ceux des autres professionnels. / The architect must be notified of all errors, omissions and discrepancies between these documents and those of the other professionals.
4. Les dimensions sur ces documents doivent être lues et non mesurées. / The dimensions on these documents must be read and not measured.

ARCHITECTURE DE PAYSAGE Landscape Architect
Lashley+Associates
 950 Gladstone Ave. Suite 202, Ottawa (ON) K1Y 3E6
 T 613.233.8579 lashaia.com

CIVIL CIVIL
IBI Group
 333 Preston Street Suite 400 Ottawa (ON), K1S 5N4
 T 613.447.0054 IBIgroup.com

INGÉNIERIE TRANSPORT Engineering, Transportation
IBI - Transportation Eng.
 333 Preston Street Suite 400 Ottawa (ON), K1S 5N4
 T 613.447.0054 IBIgroup.com

DESIGN INTERIEUR Interior Design
NINE Design
 25 rue Roberval, Suite 100-DuMontreuil, (QC) J3V 6E4
 T 514.998.8973 nine-design.ca

STRUCTURE Structural
L2C Experts
 4710 St-Ambrose St, Suite 103 Montréal (QC) H4C 2C
 T 514.378.4999 L2cexperts.com

MÉCANIQUE /ÉLECTRIQUE Mechanical / Electrical
GOODKEY, WEEDMARK & ASSOCIATES LTD.
 488 Woodward Dr. Ottawa, ON K2C 3R6
 T 613.727.5111 gwai.com

ARCHITECTES Architect
NEUF architect(e)s SENCRL
 630, boul. René-Lévesque O. 32e étage, Montréal QC H3B 1S6
 T 514.947.1117 NEUFarchitectes.com

SCEAU / Seal

TOPOGRAPHICAL PLAN OF SURVEY OF
PART OF LOT 24
CONCESSION 1 (OTTAWA FRONT)
Geographic Township of Gloucester
CITY OF OTTAWA
 Surveyed by Annis, O'Sullivan, Vollebek Ltd.
 Scale 1 : 200
 Metric
 DISTANCES SHOWN ON THIS PLAN ARE IN METRES AND CAN BE CONVERTED TO FEET BY DIVIDING BY 0.3048

Surveyor's Certificate
 I CERTIFY THAT:
 1. This survey and plan are correct and in accordance with the Survey Act and the Surveyors Act and the regulations made under them.
 2. The survey was completed on the 8th day of April, 2020.
 Date: Apr 8, 2020
 E. H. Newberry
 Ontario Land Surveyor

Notes & Legend

- | | |
|-------|-------------------------------------|
| ○ | Survey Monument Planted |
| ● | Survey Monument Found |
| SB | Standard Iron Bar |
| SSB | Short Standard Iron Bar |
| IB | Iron Bar |
| CP | Cut Cross |
| CP | Concrete Pin |
| (WIT) | Witness |
| Mess. | Measured |
| (J20) | Annis, O'Sullivan, Vollebek Ltd. |
| (PI) | Plan 4R-25131 |
| (P2) | Plan (ACG) February 14, 2017 |
| ○ | Deciduous Tree |
| ○ | Coniferous Tree |
| ○ | Fire Hydrant |
| ○ | Water Valve |
| ○ | Maintenance Hole (Storm Sewer) |
| ○ | Maintenance Hole (Sanitary) |
| ○ | Maintenance Hole (Bell Telephone) |
| ○ | Maintenance Hole (Traffic) |
| ○ | Maintenance Hole (Hydro) |
| ○ | Maintenance Hole (Talus) |
| ○ | Valve Chamber (Watermain) |
| ○ | Catch Basin |
| ○ | Catch Basin Inlet |
| ○ | Bottom of Slope |
| ○ | Top of Slope |
| ○ | Benchmark |
| ○ | Handhole |
| ○ | Bell Terminal Box |
| ○ | Cable Terminal Box |
| ○ | Traffic Signal Post |
| ○ | Signal |
| ○ | Sign |
| ○ | Post and Wire |
| ○ | Traffic Light |
| ○ | Light Standard |
| ○ | Mail Box |
| ○ | Diameter |
| ○ | Location of Elevations |
| ○ | Top of Concrete Curb/Wall Elevation |
| ○ | Centerline |
| ○ | Depressed Curb |

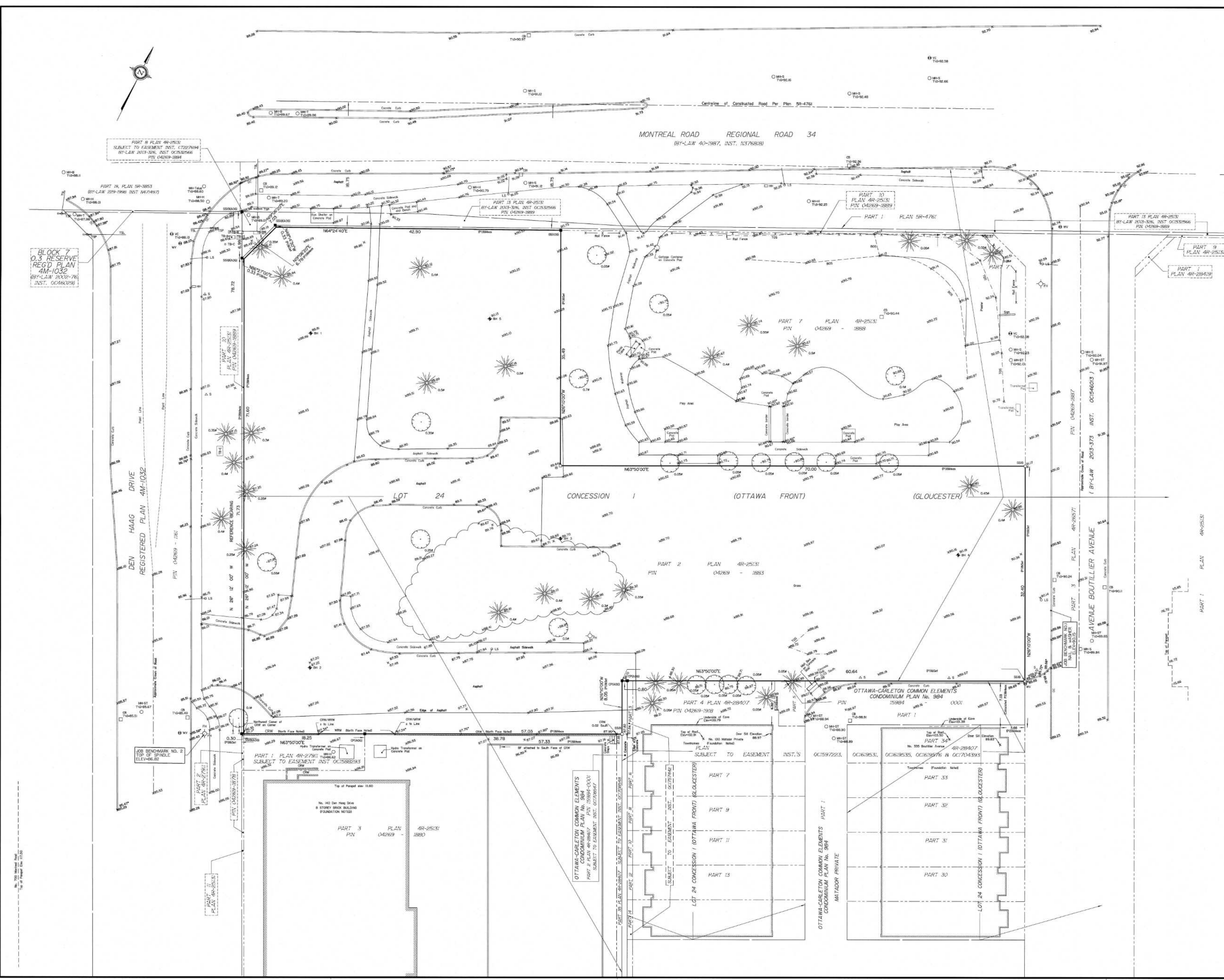
Bearings are grid, derived from the easterly limit of Den Haag Drive shown to be N26°12'00"W on Plan 4R-25131 and are referred to the Central Meridian of MTM Zone 9 (76°30' West Longitude) NAD-83 (original).



ELEVATION NOTES
 1. Elevations shown are geoidic and are referred to the CGVD28 geoidic datum, derived from City of Ottawa vertical control monument No. G-151 having an elevation of 105.575 metres.
 2. It is the responsibility of the user of this information to verify that the benchmark has not been altered or disturbed and that its relative elevation and description agrees with the information shown on this drawing.

UTILITY NOTES
 1. This drawing cannot be accepted as acknowledging all of the utilities and it will be the responsibility of the user to contact the respective utility authorities for confirmation.
 2. Only visible surface utilities were located.
 3. A field location of underground plant by the pertinent utility authority is mandatory before any work involving breaking ground, probing, excavating etc.

ANNIS, O'SULLIVAN, VOLLEBEK LTD.
 14 Oronoque, Suite 502
 Ottawa, Ontario
 Phone: (613) 727-0800 Fax: (613) 727-1079
 Email: info@annisov.com
 Land Surveyors (Lic. No. 2009-02; Survey Plans G, G1, G2, G3, T, F)



FOR REFERENCE ONLY

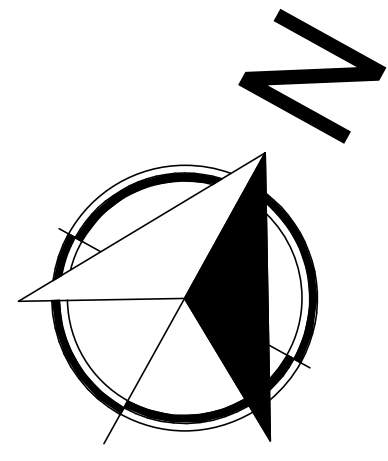
EMPLACEMENT Location NO PROJET No.
 120 DEN HAAG DR, 12263
 OTTAWA

NO	REVISION	DATE (aa-mm-ii)
A	Issued for SPA	2020.12.11
B	Issued for Coordination 30%	2020.12.20
C	Issued for internal review - Architect	2021.01.25
D	Issued for Coordination 60%	2021.05.25
E	Issued for SPA Rev 1	2021.10.25
F	Issued for 80% Review	2022.03.05
G	Reissued for SPA Rev 2	2022.10.21

DESIGN PAR Drawn by VERIFÉ PAR Checked
 AJ FP
 DATE (aa mm ii) ÉCHELLE Scale
 2021.10.25

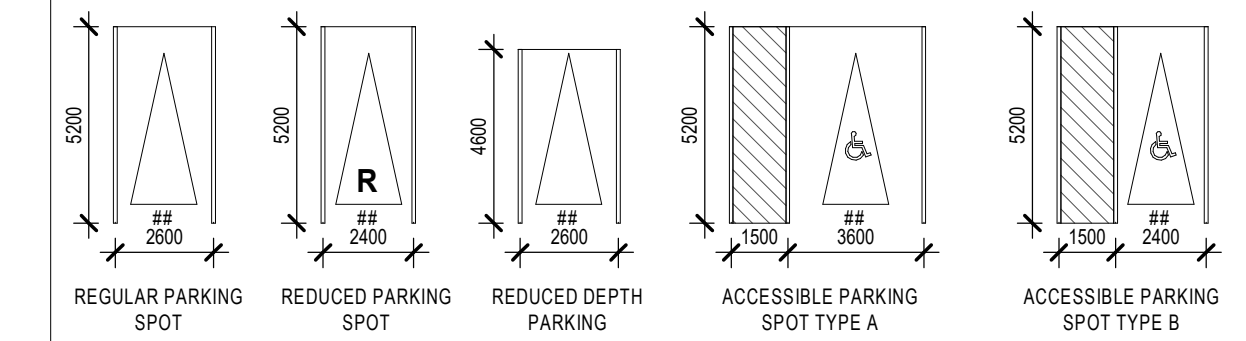
TITRE DU DESSIN Drawing Title
SURVEYOR PLAN

REVISION Revision NO. DESSIN Dwg Number
G A100



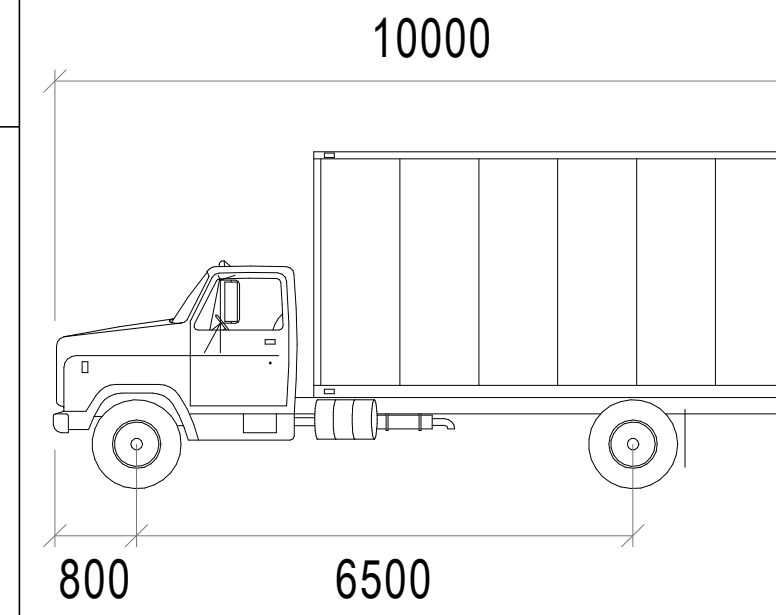
12263 - PARKING	
LEVEL	TYPE
PARKING LEVEL	2400mmx4600mm (RED)
2400mmx4600mm (RED):	25
PARKING LEVEL	2400mmx5200mm HANDICAP B
2400mmx5200mm HANDICAP B:	2
PARKING LEVEL	2600mmx5000mm (TYP)
2600mmx5000mm (TYP):	46
PARKING LEVEL	3400mmx5200mm HANDICAP A
3400mmx5200mm HANDICAP A:	1
PARKING LEVEL	12263 Bike
12263 Bike:	31
PARKING LEVEL	MULTIFORME X 1200
MULTIFORME X 1200:	5
PARKING LEVEL	MULTIFORME X 1300
MULTIFORME X 1300:	4
PARKING LEVEL	MULTIFORME X 1800
MULTIFORME X 1800:	41
TOTAL:	155

TYPES OF PARKING SPOTS

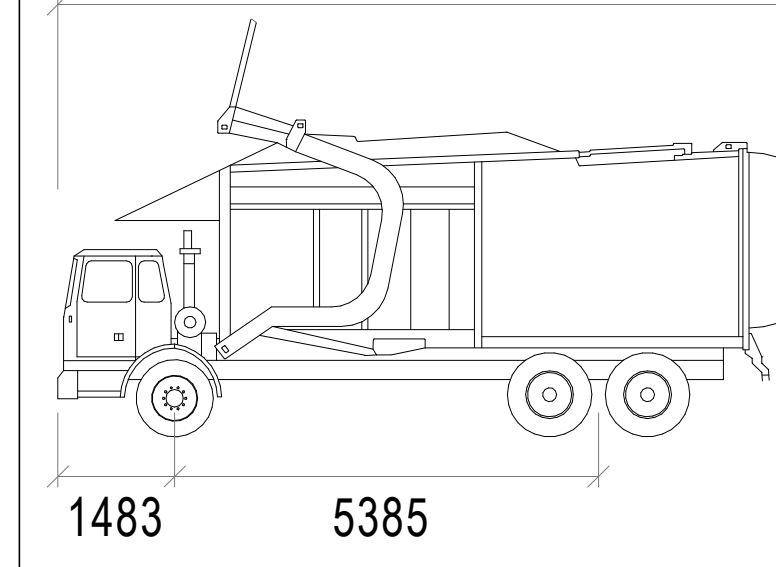


PARKING LEGEND

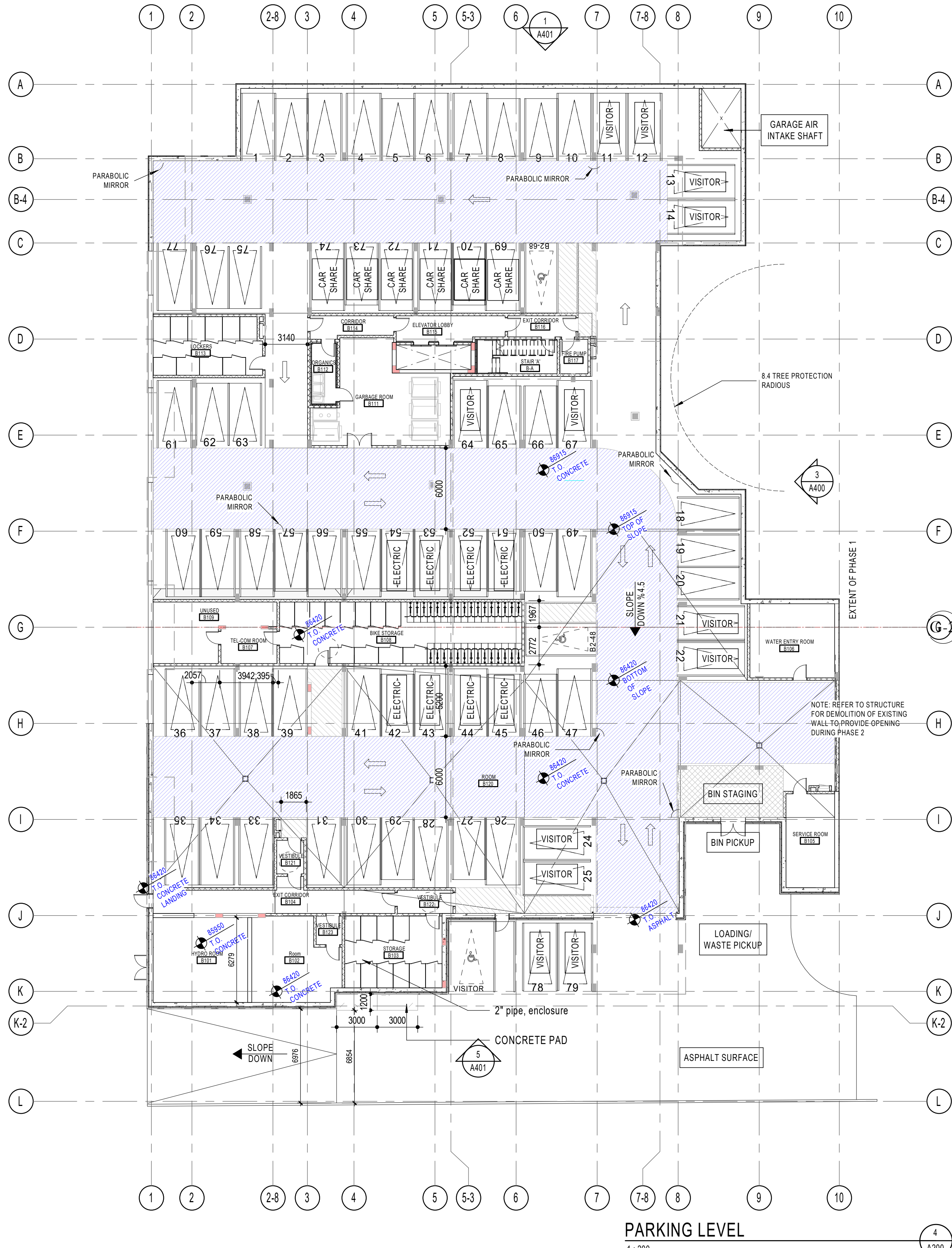
- PEDESTRIAN AREA
- 2100mm MIN VERTICAL CLEARANCE AREA
- 6m DRIVING ASLE
- VEHICLE ACCESS RAMP
- LOW POINT
- HIGH POINT
- FLOOR DRAIN
- DRAINING SLOPE
- COUNTER SLOPE
- SPRINKLER



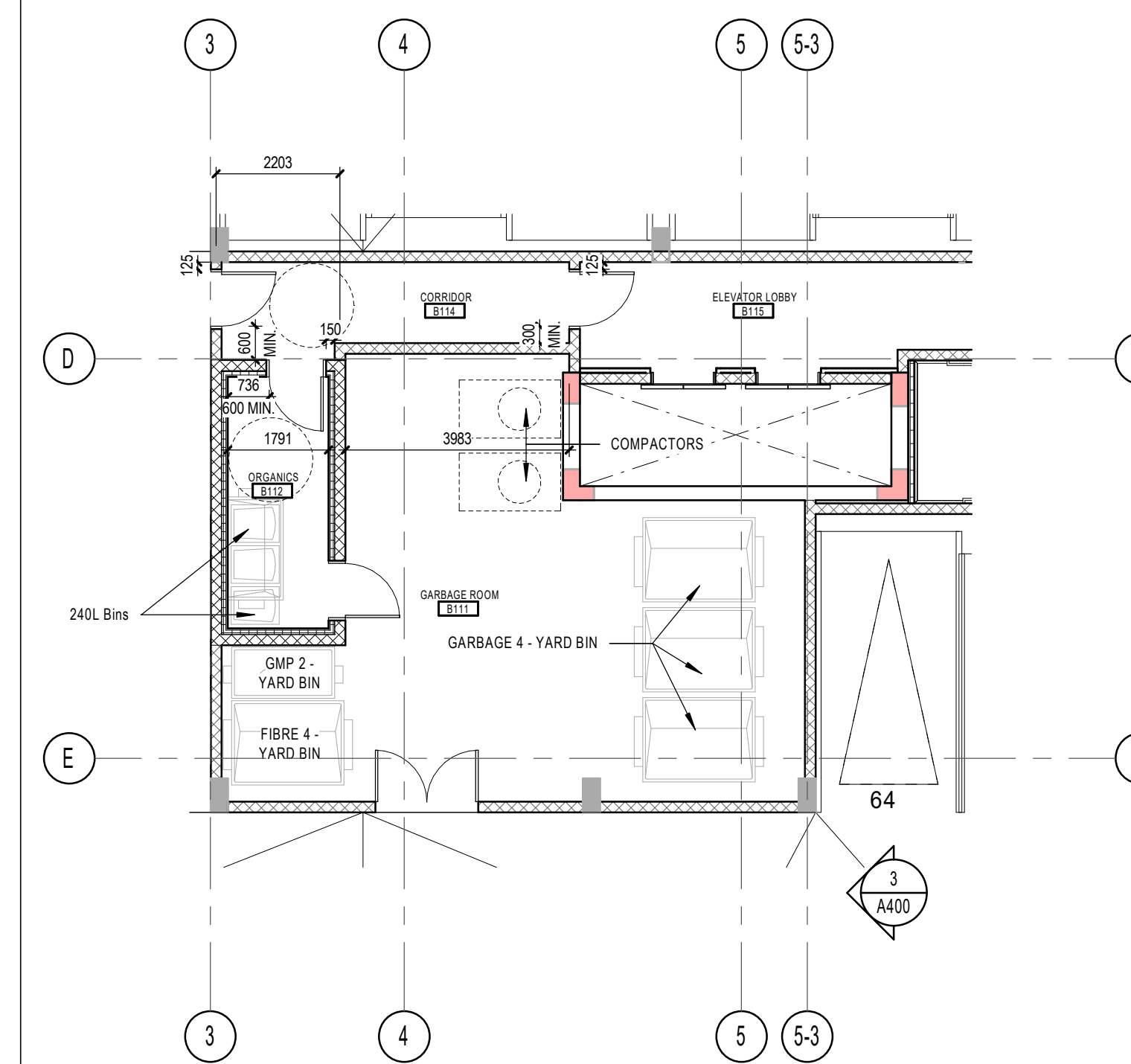
MSU mm
 Width : 2600
 Track : 2600
 Lock to Lock Time : 6.0
 Steering Angle 10312 : 40.1



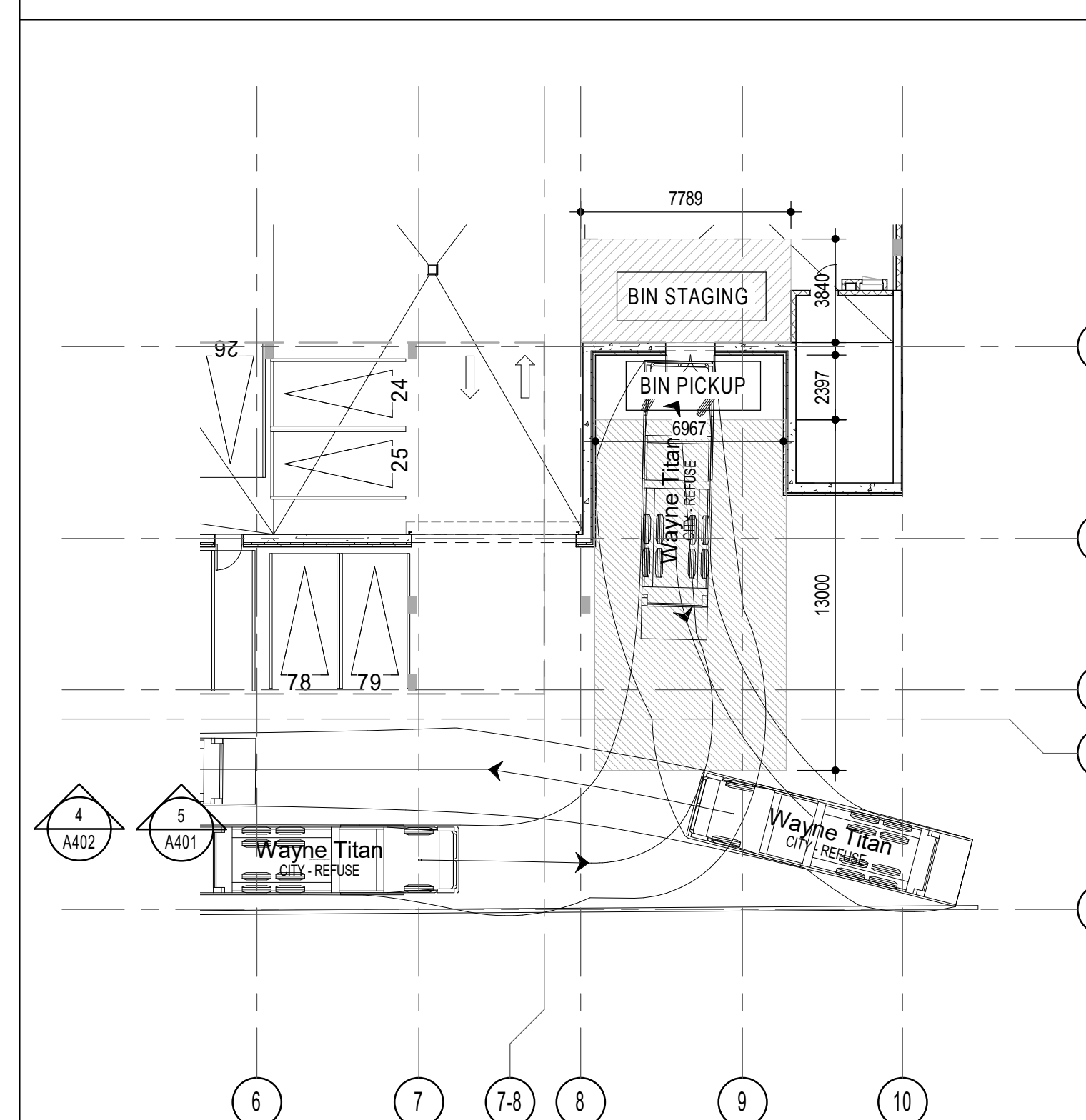
Wayne Titan mm
 Width : 2578
 Track : 2438
 Lock to Lock Time : 6.0
 Steering Angle : 45.0



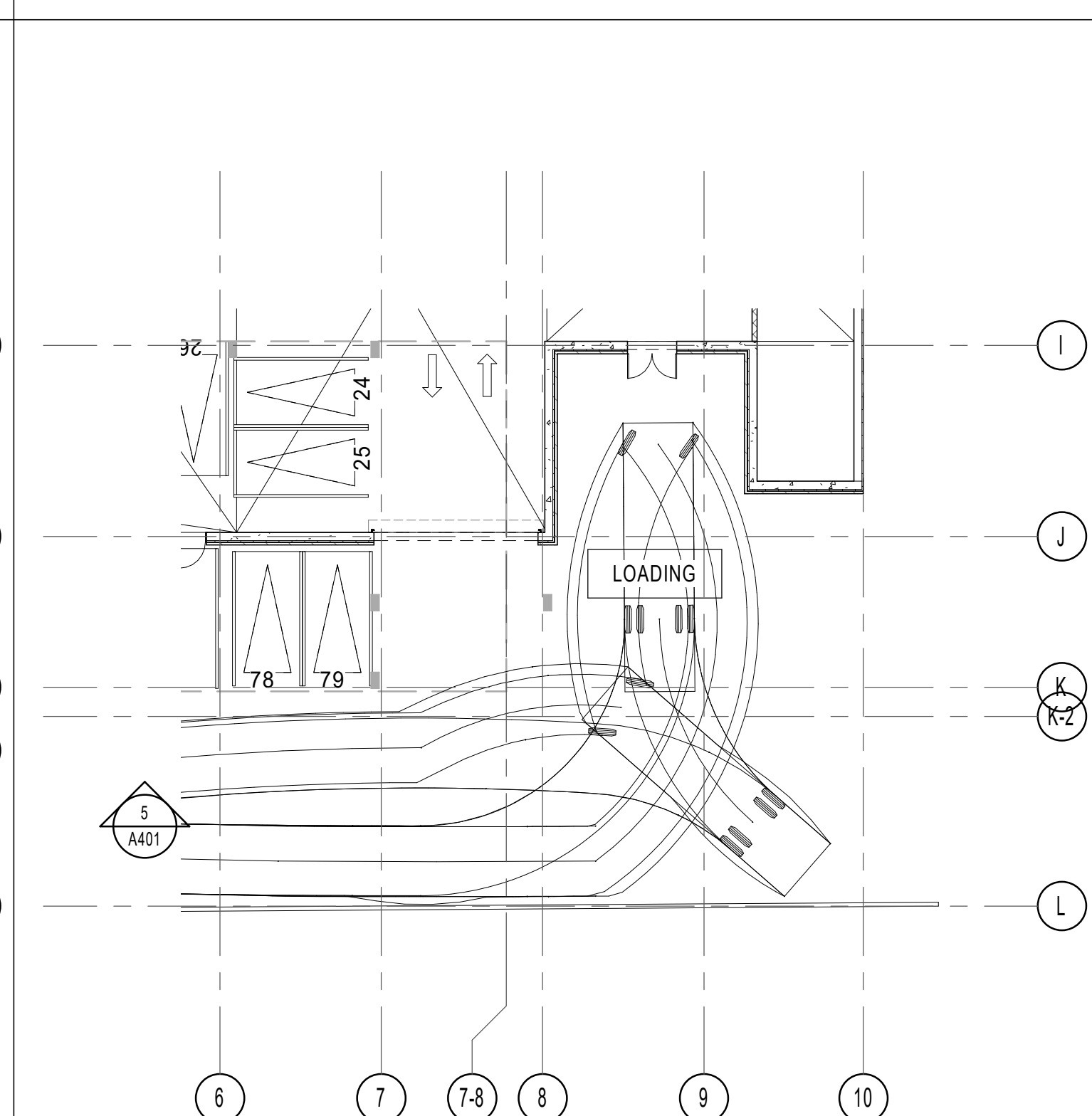
PARKING LEVEL
1: 200



GARBAGE ROOM
1: 100



WASTE PICKUP - AUTOTURN
1: 200



LOADING - AUTOTURN
1: 200

NOTES GÉNÉRALES / General Notes
 1. Ces documents d'architecture sont la propriété exclusive de NEUF architecte et ne doivent être utilisés, reproduits ou copiés sans autorisation écrite préalable. / These architectural documents are the exclusive property of NEUF architecte and cannot be used, copied or reproduced without written pre-authorization.
 2. Les dimensions apparaissant sur ces documents doivent être vérifiées par l'entrepreneur avant le début des travaux. / All dimensions which appear on the documents must be verified by the contractor before to start the work.
 3. Veuillez aviser l'architecte de toute dimension erreur et/ou divergences entre ces documents et ceux des autres professionnels. / The architect must be notified of all errors, omissions and discrepancies between these documents and those of the others professionals.
 4. Les dimensions sur ces documents doivent être lues et non mesurées. / The dimensions on these documents must be read and not measured.

ARCHITECTURE DE PAYSAGE Landscape Architect
Lashley+Associates
 950 Gladstone Ave. Suite 202, Ottawa (ON) K1Y 3E6
 T 613.233.8579 lashleya.com

CIVIL CIVIL
IBI Group
 333 Preston Street Suite 400 Ottawa (ON), K1S 5N4
 T 613.447.0504 IBIgroup.com

INGÉNIERIE TRANSPORT Engineering, Transportation
IBI - Transportation Eng.
 333 Preston Street Suite 400 Ottawa (ON), K1S 5N4
 T 613.447.0504 IBIgroup.com


DESIGN INTERIEUR Interior Design
NINE Design
 20 rue Robitaille Saint-Basile-De-Montarville (QC) J3V 6E4
 T 514.988.8973 nine-design.ca

STRUCTURE Structural
L2C Experts
 4710 St-Ambrose St. Suite 103 Montréal (QC) H4C 2C1
 T 514.378.4999 L2Cexperts.com

MÉCANIQUE / ÉLECTRIQUE Mechanical / Electrical
GOODKEY, WEEDMARK & ASSOCIATES LTD.
 1888 Woodward Dr. Ottawa, ON K2C 3R6
 T 613.727.5111 gwal.com

ARCHITECTES Architect
NEUF architect(e)s SENCRL
 630, boul. René-Lévesque O. 32e étage, Montréal QC H3B 1S6
 T 514.947.1117 NEUFarchitectes.com

SCÉAU / Seal



CLIENT Client

GROUPE SOVIMA
 100 rue Landrienne, bureau 201, St-Basile de Montarville (Québec) J3V 0B3
 T 450.878.4478 sovimabestitions.com

OUVRAGE Project
800 MONTREAL ROAD

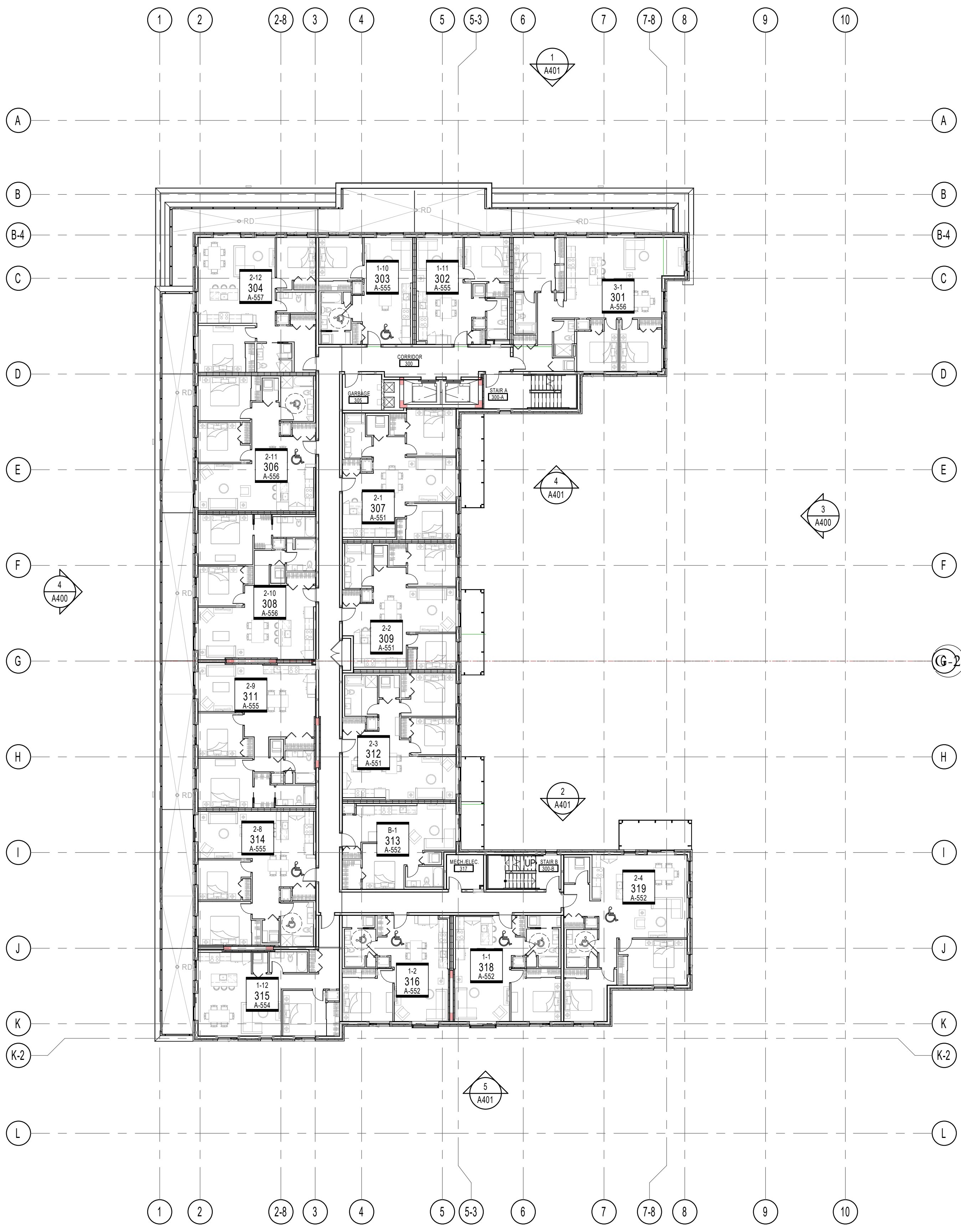
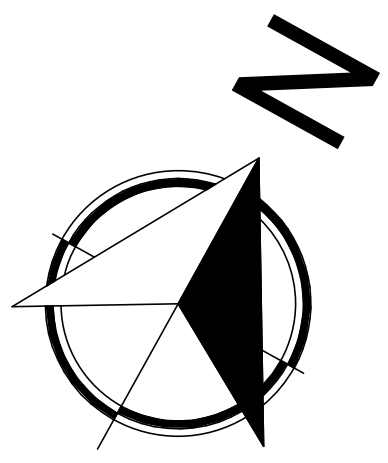
EMPLACEMENT Location NO PROJET No.
 120 DEN HAAG DR, OTTAWA 12263

NO	REVISION	DATE (aa-mm-ii)
A	Issued for SPA	2020.12.11
B	Issued for Coordination 30%	2020.12.20
C	Issued for internal review - Architect	2021.01.25
D	Issued for Coordination 60%	2021.05.25
E	Issued for SPA Rev 1	2021.10.25
F	Issued for 80% Review	2022.03.05
G	Reissued for SPA Rev 2	2022.12.21

DESSIN PAR Drawn by VERIFIÉ PAR Checked
 AJ FP
 DATE (aa mm ii) ECHELLE Scale
 2021.10.25 As Indicated

TITRE DU DESSIN Drawing Title
PARKING PLAN

REVISION Revision NO. DESSIN Dwg Number
G A200



3rd FLOOR PLAN
1: 200



2nd FLOOR PLAN
1: 200

NOTES GÉNÉRALES / General Notes

- Ces documents d'architecture sont la propriété exclusive de NEUF architect(e)s et ne doivent être utilisés, reproduits ou copiés sans autorisation écrite préalable. / These architectural documents are the exclusive property of NEUF architect(e)s and cannot be used, copied or reproduced without written pre-authorization.
- Les dimensions apparaissant sur ces documents doivent être vérifiées par l'entrepreneur avant le début des travaux. / All dimensions which appear on the documents must be verified by the contractor before to start the work.
- Veillez aviser l'architecte de toute dimension erreur étou divergences entre ces documents et ceux des autres professionnels. / The architect must be notified of all errors, omissions and discrepancies between these documents and those of the other professionals.
- Les dimensions sur ces documents doivent être lues et non mesurées. / The dimensions on these documents must be read and not measured.

ARCHITECTURE DE PAYSAGE / Landscape Architect
Lashley+Associates
950 Gladstone Ave. Suite 202, Ottawa (ON) K1Y 3E6
T 613.233.8579 lashleya.com

CIVIL / Civil
IBI Group
333 Preston Street Suite 400 Ottawa (ON), K1S 5N4
T 613.447.0504 ibigroup.com

INGÉNIERIE TRANSPORT / Engineering, Transportation
IBI - Transportation Eng.
333 Preston Street Suite 400 Ottawa (ON), K1S 5N4
T 613.447.0504 ibigroup.com


DESSIN INTERIEUR / Interior Design
NINE Design
25 rue Robitaille, Suite 300-Du-Montarville, (QC) J3V 6E4
T 514.998.8973 nine-design.ca

STRUCTURE / Structural
L2C Experts
4710 St-Ambrose St. Suite 103 Montréal (QC) H4C 2C
T 514.378.4999 l2cexperts.com

MÉCANIQUE / ÉLECTRIQUE / MECHANICAL / ELECTRICAL
GOODKEY, WEEDMARK & ASSOCIATES LTD.
1888 Woodward Dr. Ottawa, ON K2C 3R6
T 613.727.5111 gwai.com

ARCHITECTES / Architect
NEUF architect(e)s SENCRL
630, boul. René-Lévesque O. 32e étage, Montréal QC H3B 1S6
T 514.847.1117 NEUFarchitectes.com

SCEAU / Seal



CLIENT / Client
GROUPE SOVIMA
100 rue Landrienne, bureau 201, St-Benoit de Montarville (Québec) J3V 0B3
T 450.878.4478 sovimabuildings.com

OUVRAGE / Project
800 MONTREAL ROAD

EMPLACEMENT / Location
120 DEN HAAG DR,
OTTAWA

NO PROJET No. 12263

NO	REVISION	DATE (aa-mm-ii)
A	Issued for SPA	2020.12.11
B	Issued for Coordination 30%	2020.12.20
C	Issued for internal review - Architect	2021.01.25
D	Issued for Coordination 60%	2021.05.25
E	Issued for SPA Rev 1	2021.10.25
F	Issued for 80% Review	2022.03.05
G	Reissued for SPA Rev 2	2022.12.21

DESSIN PAR / Drawn by
AJ

VERIFIÉ PAR / Checked
FP

DATE (aa mm jj)
2021.10.25

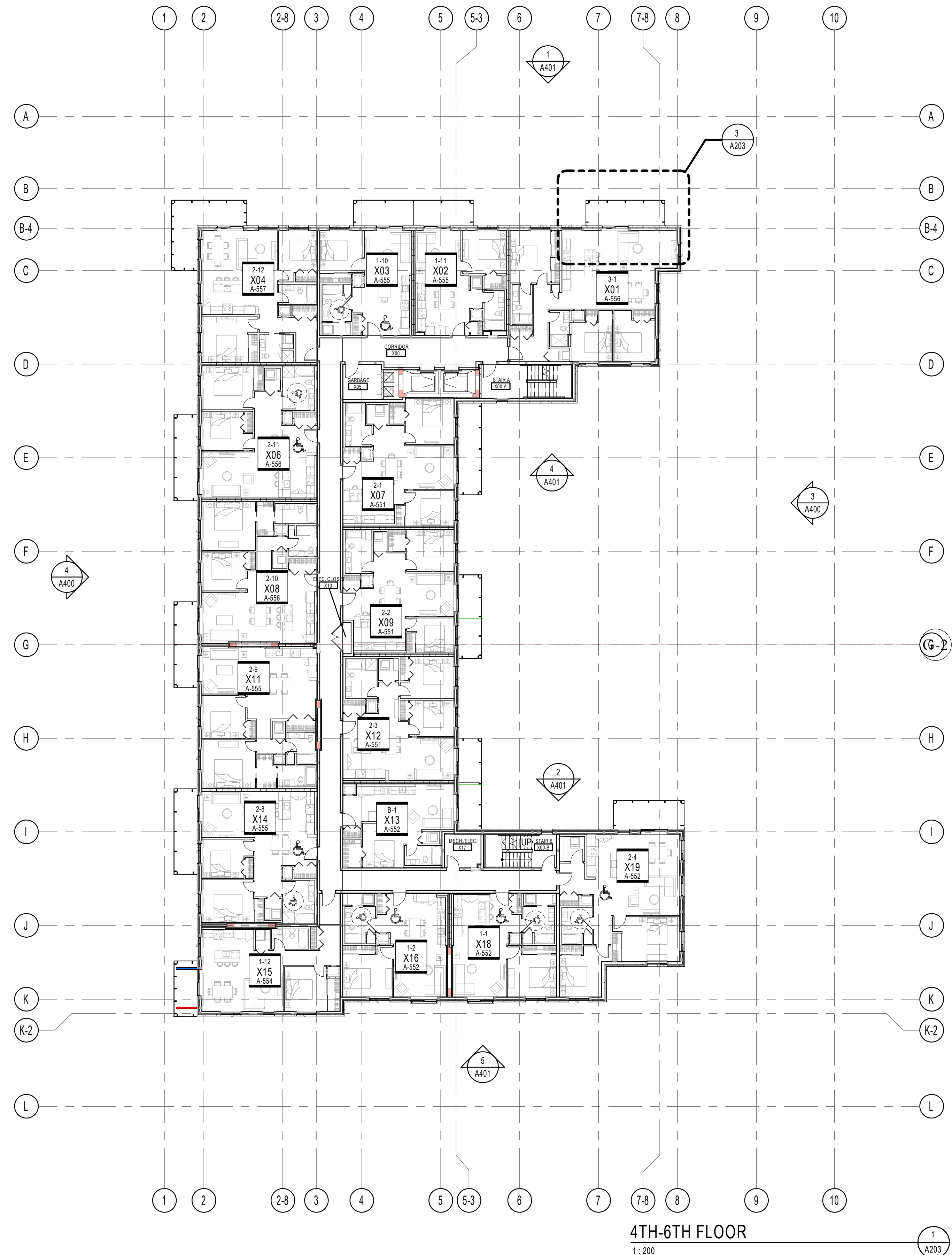
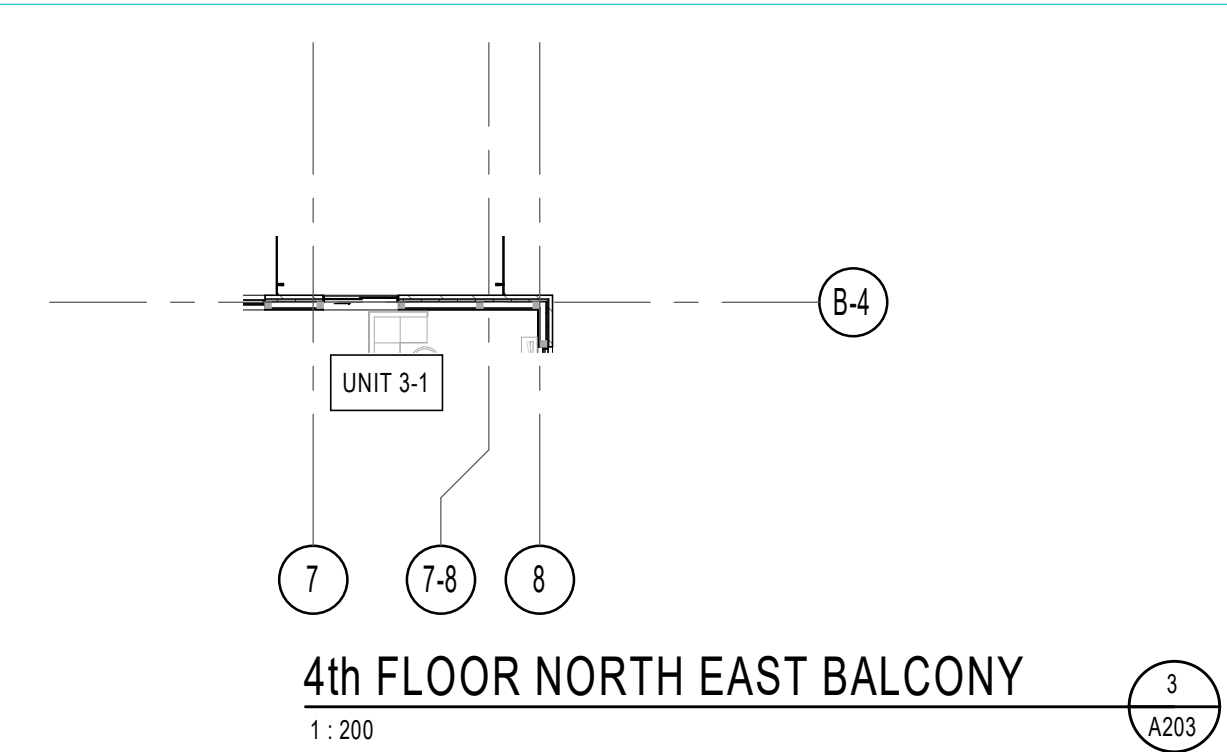
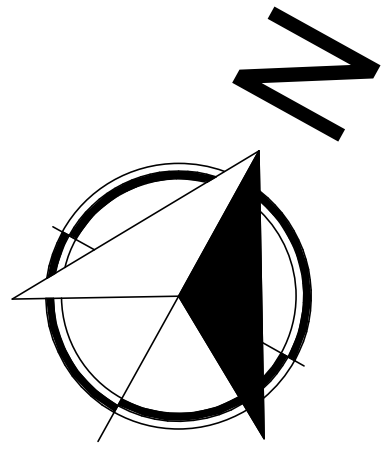
ECHELLE / Scale
1 : 200

TITRE DU DESSIN / Drawing Title

2nd AND 3rd FLOOR PLAN

REVISION / Revision
G

NO. DESSIN / Dwg Number
A202



NOTES GÉNÉRALES / General Notes

- Ces documents d'architecture sont la propriété exclusive de NEUF architect(e)s et ne pourront être utilisés, reproduits ou copiés sans autorisation écrite préalable. / These architectural documents are the exclusive property of NEUF architect(e)s and cannot be used, copied or reproduced without written pre-authorization.
- Les dimensions apparaissant sur ces documents doivent être vérifiées par l'entrepreneur avant le début des travaux. / All dimensions which appear on the documents must be verified by the contractor before to start the work.
- Veillez aviser l'architecte de toute dimension erreur et/ou divergences entre ces documents et ceux des autres professionnels. / The architect must be notified of all errors, omissions and discrepancies between these documents and those of the others professionals.
- Les dimensions sur ces documents doivent être lues et non mesurées. / The dimensions on these documents must be read and not measured.

ARCHITECTURE DE PAYSAGE / Landscape Architect
Lashley+Associates
 950 Gladstone Ave. Suite 202, Ottawa (ON) K1Y 3E6
 T 613.233.8579 lashleya.com

CIVIL / Civil
IBI Group
 333 Preston Street Suite 400 Ottawa (ON), K1S 5N4
 T 613.447.0504 ibigroup.com

INGÉNIERIE TRANSPORT / Engineering, Transportation
IBI - Transportation Eng.
 333 Preston Street Suite 400 Ottawa (ON), K1S 5N4
 T 613.447.0504 ibigroup.com


DESSIN INTERIEUR / Interior Design
NINE Design
 25 rue Robitaille, Suite Spino-Du-Montarville, (QC) J3V 6E4
 T 514.998.8973 nine-design.ca

STRUCTURE / Structural
L2C Experts
 4710 St-Ambroise St. Suite 103 Montréal (QC) H4C 2C
 T 514.378.4999 l2cexperts.com

MÉCANIQUE / ÉLECTRIQUE / MECHANICAL / ELECTRICAL
GOODKEY, WEEDMARK & ASSOCIATES LTD.
 1888 Woodward Dr. Ottawa, ON K2C 3R6
 T 613.727.5111 gwval.com

ARCHITECTES / Architect
NEUF architect(e)s SENCRL
 630, boul. René-Lévesque O. 32e étage, Montréal QC H3B 1S6
 T 514.847.1117 NEUFarchitectes.com

SCEAU / Seal



CLIENT / Client

GROUPE SOVIMA
 100 rue Landrienne, bureau 201, St-Bruno de Montarville (Québec) J3V 0B3
 T 450.676.4470 sovimaassociations.com

OUVRAGE / Project

800 MONTREAL ROAD

EMPLACEMENT / Location NO PROJET / No. 12263
 120 DEN HAAG DR, OTTAWA

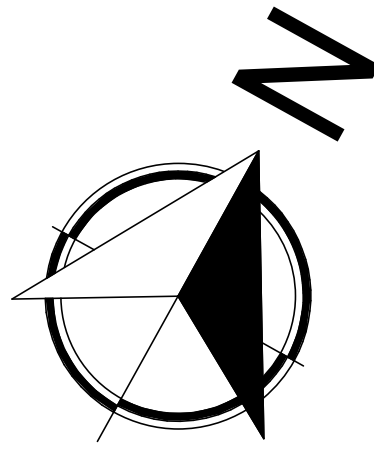
NO	REVISION	DATE (aa-mm-ii)
A	Issued for SPA	2020.12.11
B	Issued for Coordination 30%	2020.12.20
C	Issued for internal review - Architect	2021.01.25
D	Issued for Coordination 60%	2021.05.25
E	Issued for SPA Rev 1	2021.10.25
F	Issued for 80% Review	2022.03.05
G	Reissued for SPA Rev 2	2022.12.21

DESSINÉ PAR / Drawn by AJ
 DATE (aa.mm.jj) 2021.10.25
 TITRE DU DESSIN / Drawing Title

VERIFIÉ PAR / Checked FP
 ECHELLE / Scale 1 : 200

4th AND 5th/6th FLOOR PLAN

REVISION / Revision NO. DESSIN / Dwg Number
G A203



NOTES GÉNÉRALES / General Notes

- Ces documents d'architecture sont la propriété exclusive de NEUF architect(e)s et ne doivent être utilisés, reproduits ou copiés sans autorisation écrite préalable. / These architectural documents are the exclusive property of NEUF architect(e)s and cannot be used, copied or reproduced without written pre-authorization.
- Les dimensions apparaissant sur ces documents doivent être vérifiées par l'entrepreneur avant le début des travaux. / All dimensions which appear on the documents must be verified by the contractor before to start the work.
- Veillez aviser l'architecte de toute dimension erronée ou divergences entre ces documents et ceux des autres professionnels. / The architect must be notified of all errors, omissions and discrepancies between these documents and those of the other professionals.
- Les dimensions sur ces documents doivent être lues et non mesurées. / The dimensions on these documents must be read and not measured.

ARCHITECTURE DE PAYSAGE / Landscape Architect
Lashley+Associates
 950 Gladstone Ave. Suite 202, Ottawa (ON) K1Y 3E6
 T 613.233.8579 lashleyla.com

CIVIL / Civil
IBI Group
 333 Preston Street Suite 400 Ottawa (ON), K1S 5N4
 T 613.447.0504 IBIgroup.com

INGÉNIERIE TRANSPORT / Engineering, Transportation
IBI - Transportation Eng.
 333 Preston Street Suite 400 Ottawa (ON), K1S 5N4
 T 613.447.0504 IBIgroup.com


DESIGN INTÉRIEUR / Interior Design
NINE Design
 25 rue Robitaille Suite 300-De-Montarville, (QC) J3V 6E4
 T 514.988.8873 nine-design.ca

STRUCTURE Structural
L2C Experts
 4710 St-Amable St. Suite 103 Montréal (QC) H4C 2C
 T 514.378.4999 l2cexperts.com

MÉCANIQUE / ÉLECTRIQUE / Mechanical / Electrical
GOODKEY, WEEDMARK & ASSOCIATES LTD.
 1888 Woodward Dr. Ottawa, ON K2C 3R6
 T 613.727.5111 gwal.com

ARCHITECTES / Architect
NEUF architect(e)s SENCRL
 630, boul. René-Lévesque O. 32e étage, Montréal QC H3B 1S6
 T 514.847.1117 NEUFarchitectes.com

SCEAU / Seal



CLIENT / Client

GROUPE SOVIMA
 100 rue Landrienne, bureau 201, St-Benoit de Montarville (Québec) J3V 0B3
 T 450.878.4470 sovimabuildings.com

OUVRAGE / Project
800 MONTREAL ROAD

EMPLACEMENT / Location NO PROJET / No. 12263
120 DEN HAAG DR, OTTAWA

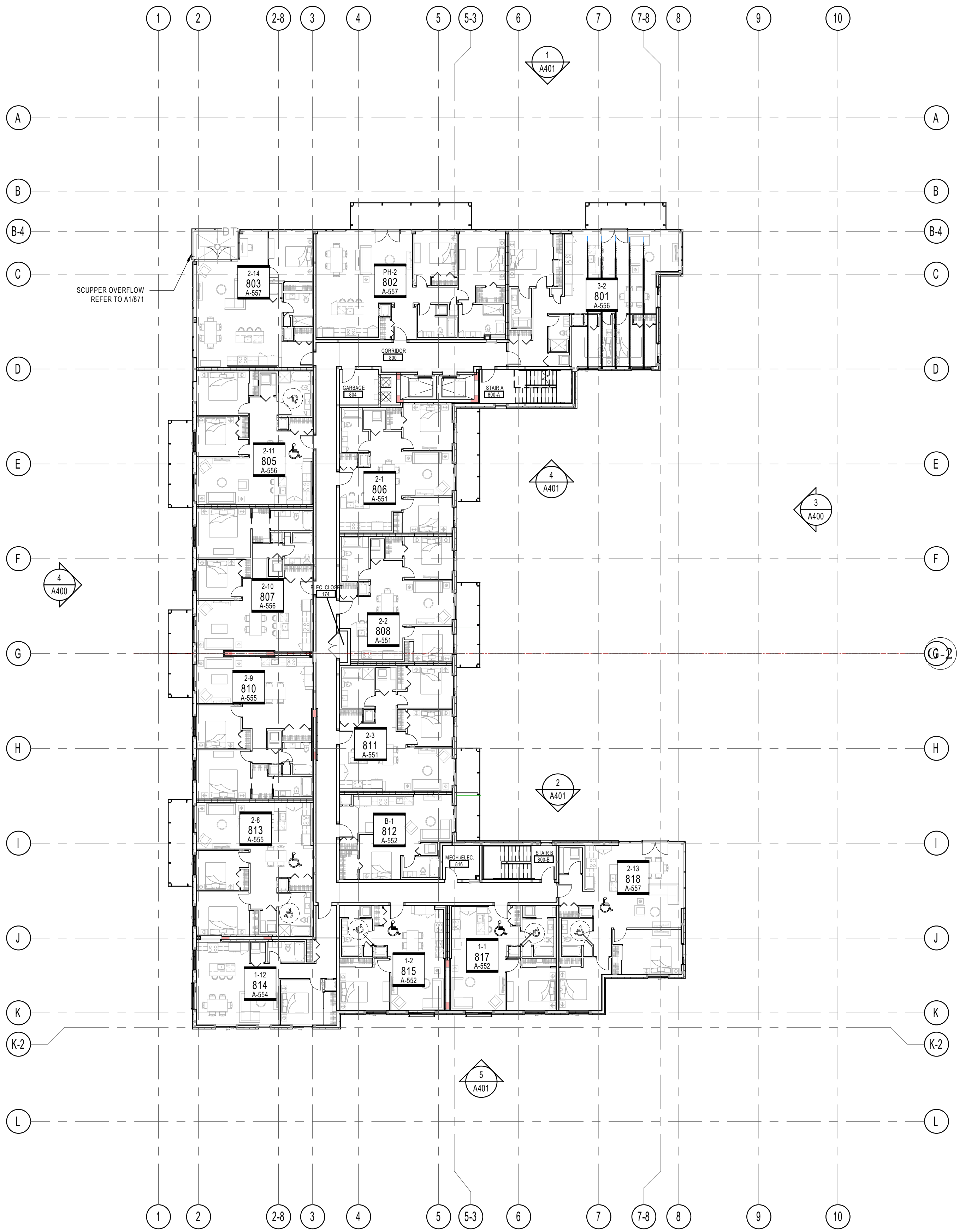
NO	REVISION	DATE (aa-mm-ii)
A	Issued for SPA	2020.12.11
B	Issued for Coordination 30%	2020.12.20
C	Issued for internal review - Architect	2021.01.25
D	Issued for Coordination 60%	2021.05.25
E	Issued for SPA Rev 1	2021.10.25
F	Issued for 80% Review	2022.03.05
G	Reissued for SPA Rev 2	2022.12.21

DESSIN PAR / Drawn by AJ
 DATE (aa mm jj) 2021.10.25
 TITRE DU DESSIN / Drawing Title

VERIFIÉ PAR / Checked FP
 ECHELLE / Scale 1 : 200

7th AND 8th FLOOR PLAN

REVISION / Revision NO. DESSIN / Dwg Number
G A204

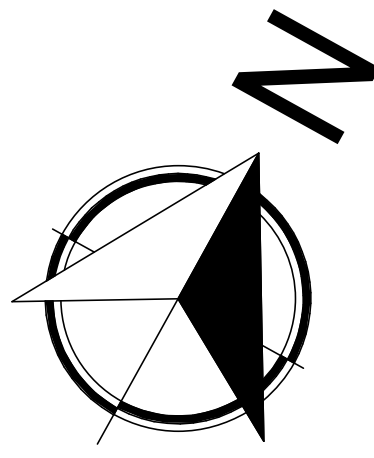


8TH FLOOR
 1 : 200
 2
 A204



7th FLOOR PLAN
 1 : 200
 1
 A204

C:\Fichiers Revit\Locaux\800MTL-12263-ARC-INT_ajanusheveski.rvt



ROOF LEGEND

ROOFING SLOPE MAX 2%.

REFER TO MECHANICAL/CIVIL FOR VENT AND ROOF DRAIN SIZE AND LOCATION.

- SLAB LEVEL CHECK
- ROOFING SLOPE
- TAPERED INSULATION
- PLUMBING VENT
- ROOF DRAIN

NOTES GÉNÉRALES / General Notes

1. Ces documents d'architecture sont la propriété exclusive de NEUF architect(e)s et ne doivent être utilisés, reproduits ou copiés sans autorisation écrite préalable. / These architectural documents are the exclusive property of NEUF architect(e)s and cannot be used, copied or reproduced without written pre-authorization.
2. Les dimensions apparaissant aux documents doivent être vérifiées par l'entrepreneur avant le début des travaux. / All dimensions which appear on the documents must be verified by the contractor before to start the work.
3. Veuillez aviser l'architecte de toute dimension erreur et/ou divergences entre ces documents et ceux des autres professionnels. / The architect must be notified of all errors, omissions and discrepancies between these documents and those of the others professionals.
4. Les dimensions sur ces documents doivent être lues et non mesurées. / The dimensions on these documents must be read and not measured.

ARCHITECTURE DE PAYSAGE Landscape Architect
Lashley+Associates
 950 Gladstone Ave. Suite 202, Ottawa (ON) K1Y 3E6
 T 613.233.8579 lashley.ca

CIVIL / Civil
IBI Group
 333 Preston Street Suite 400 Ottawa (ON), K1S 5N4
 T 613.447.0504 IBGroup.com

INGÉNIERIE TRANSPORT Engineering, Transportation
IBI - Transportation Eng.
 333 Preston Street Suite 400 Ottawa (ON), K1S 5N4
 T 613.447.0504 IBGroup.com


DESIGN INTERIEUR Interior Design
NINE Design
 20 rue Robitaille, Suite 1000, St-Basile-le-Grand (QC) J3V 6E4
 T 514.988.8973 nine-design.ca

STRUCTURE Structural
L2C Experts
 4710 St-Ambrose St. Suite 103 Montréal (QC) H4C 2C
 T 514.378.4990 l2cexperts.com

MÉCANIQUE / ÉLECTRIQUE Mechanical / Electrical
GOODKEY, WEEDMARK & ASSOCIATES LTD.
 1888 Woodward Dr. Ottawa, ON K2C 3R6
 T 613.727.5111 gwal.com

ARCHITECTES Architect
NEUF architect(e)s SENCRL
 630, boul. René-Lévesque O. 32e étage, Montréal QC H3B 1S6
 T 514.847.1117 NEUFarchitectes.com

SEAU / Seal



CLIENT Client

GROUPE SOVIMA
 100 rue Landrienne, bureau 201, St-Basile de Montarville (Québec) J3V 0B3
 T 450.878.4475 sovimabuildings.com

OUVRAGE Project
800 MONTREAL ROAD

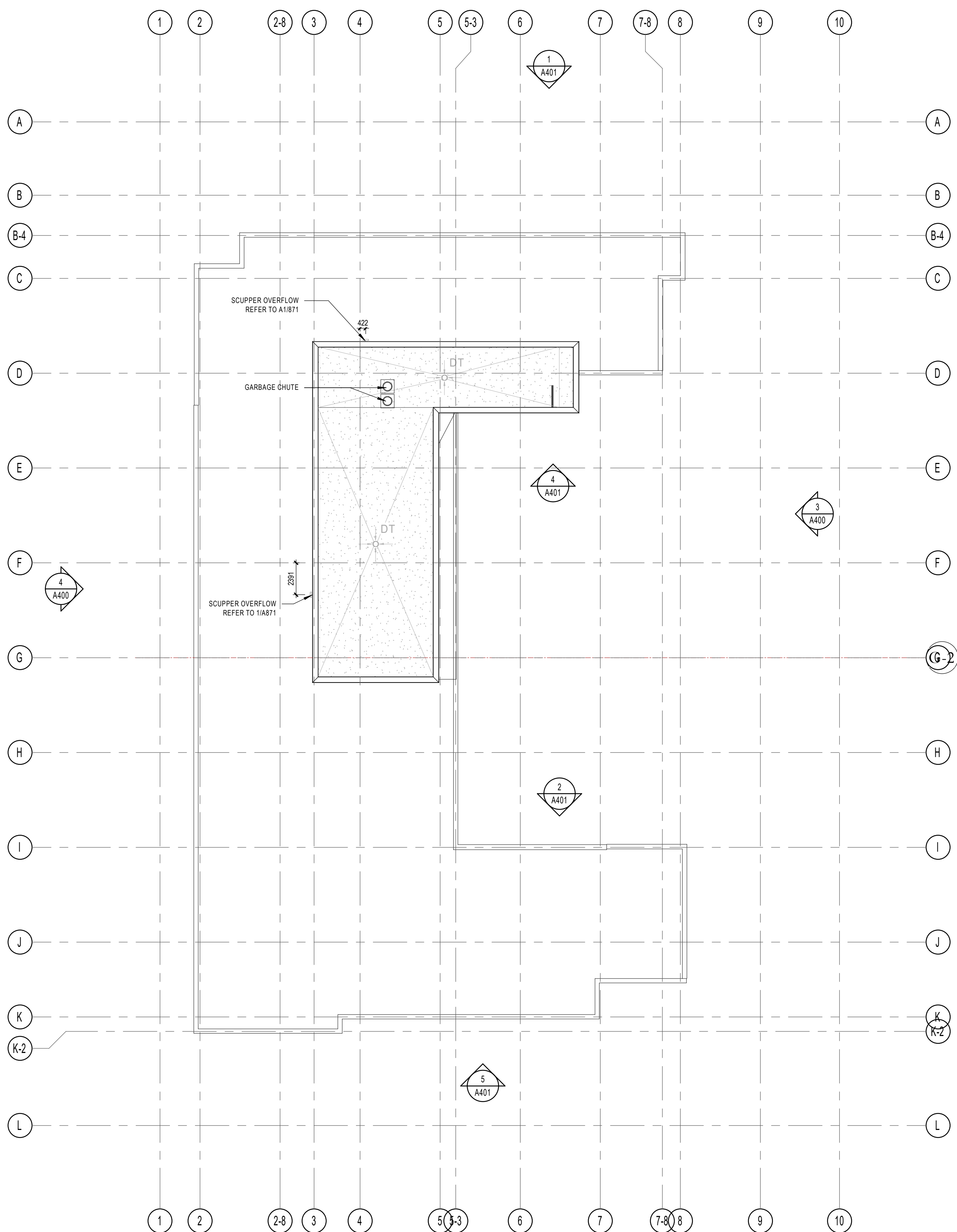
EMPLACEMENT Location NO PROJET No.
120 DEN HAAG DR, OTTAWA 12263

NO	REVISION	DATE (aa-mm-ii)
A	Issued for SPA	2020.12.11
B	Issued for Coordination 30%	2020.12.20
C	Issued for internal review - Architect	2021.01.25
D	Issued for Coordination 60%	2021.05.25
E	Issued for SPA Rev 1	2021.10.25
F	Issued for 80% Review	2022.03.05
G	Reissued for SPA Rev 2	2022.12.21

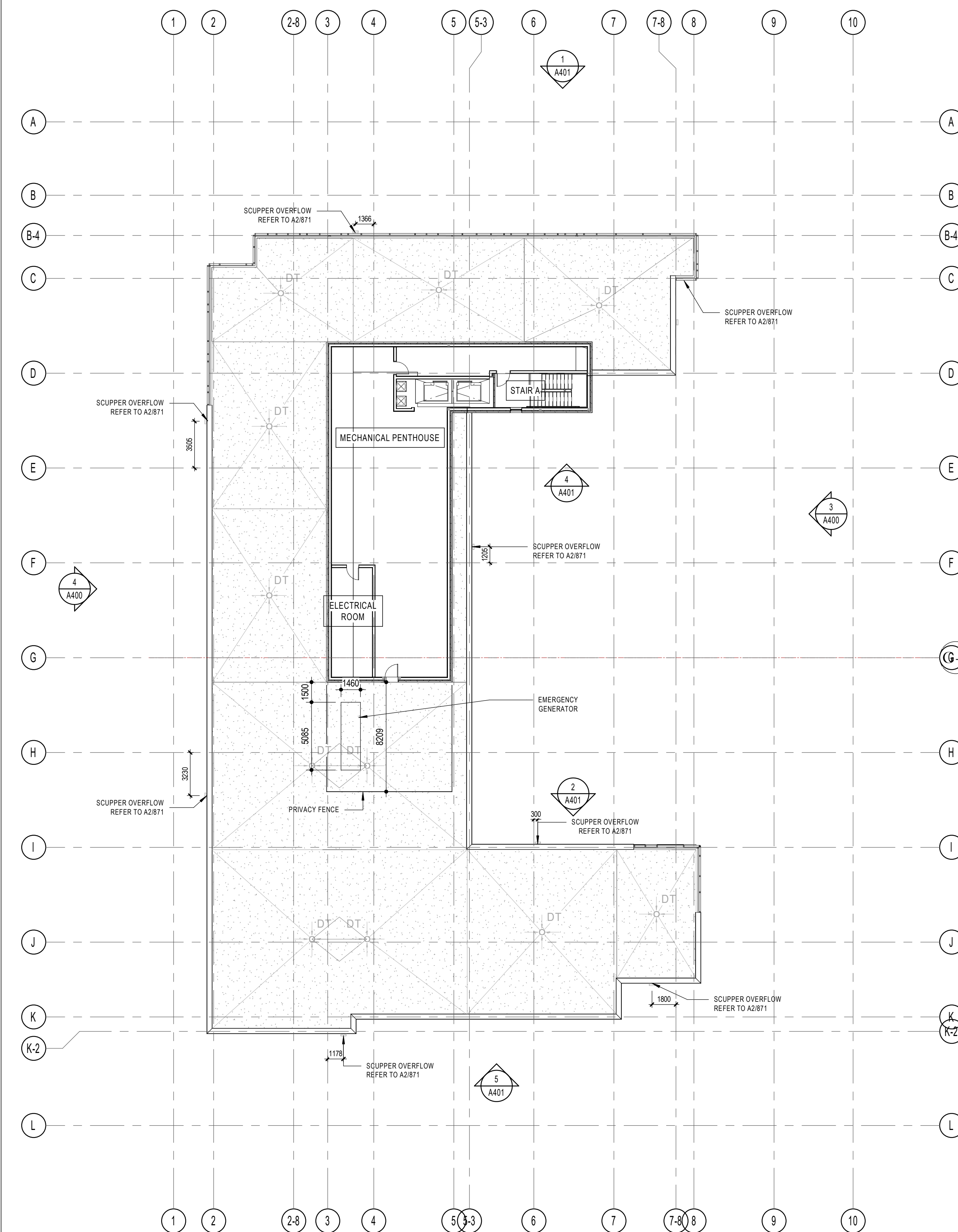
DESSIN PAR Drawn by VERIFIÉ PAR Checked
 AJ FP
 DATE (aa mm jj) ECHELLE Scale
 2021.10.25 As indicated
 TITRE DU DESSIN Drawing Title

ROOF AND MECHANICAL PENTHOUSE ROOF PLAN

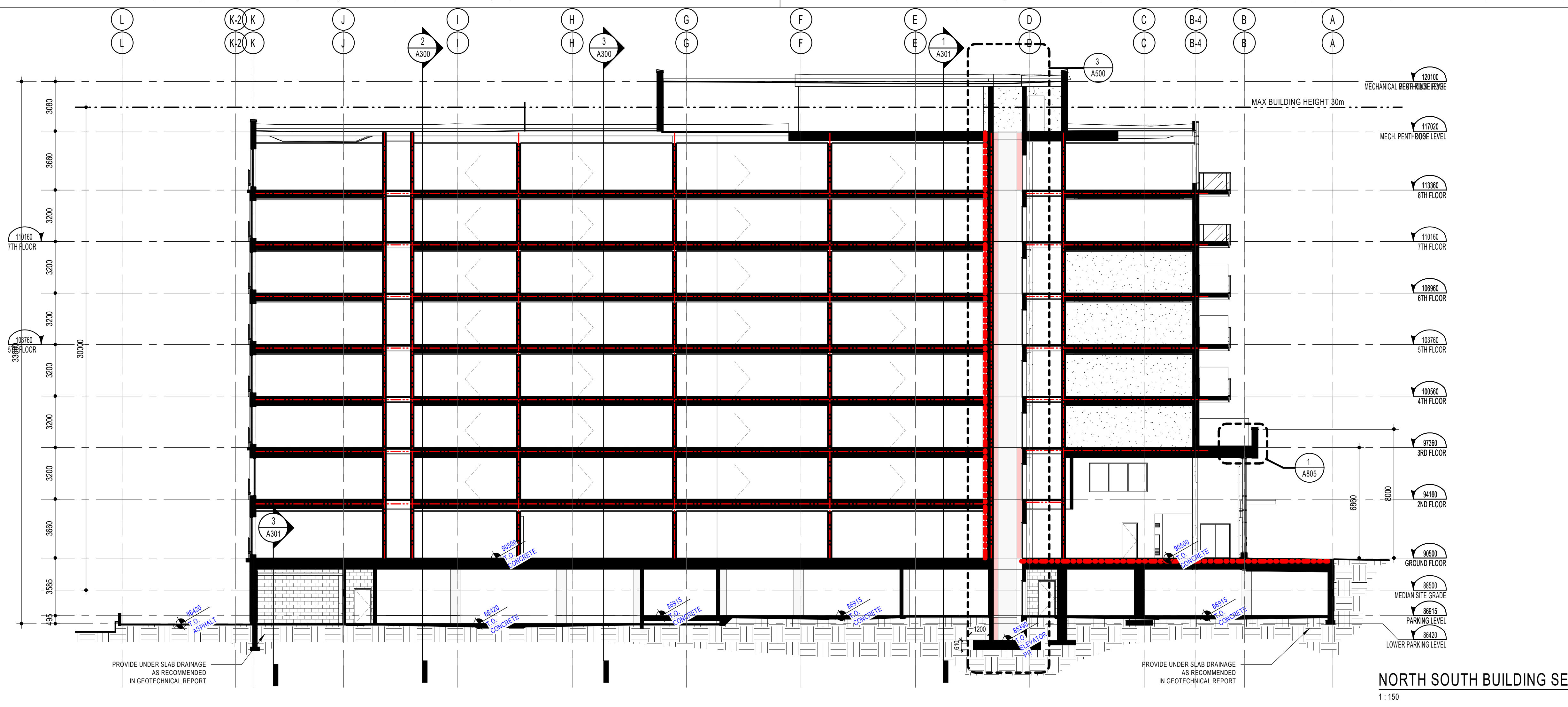
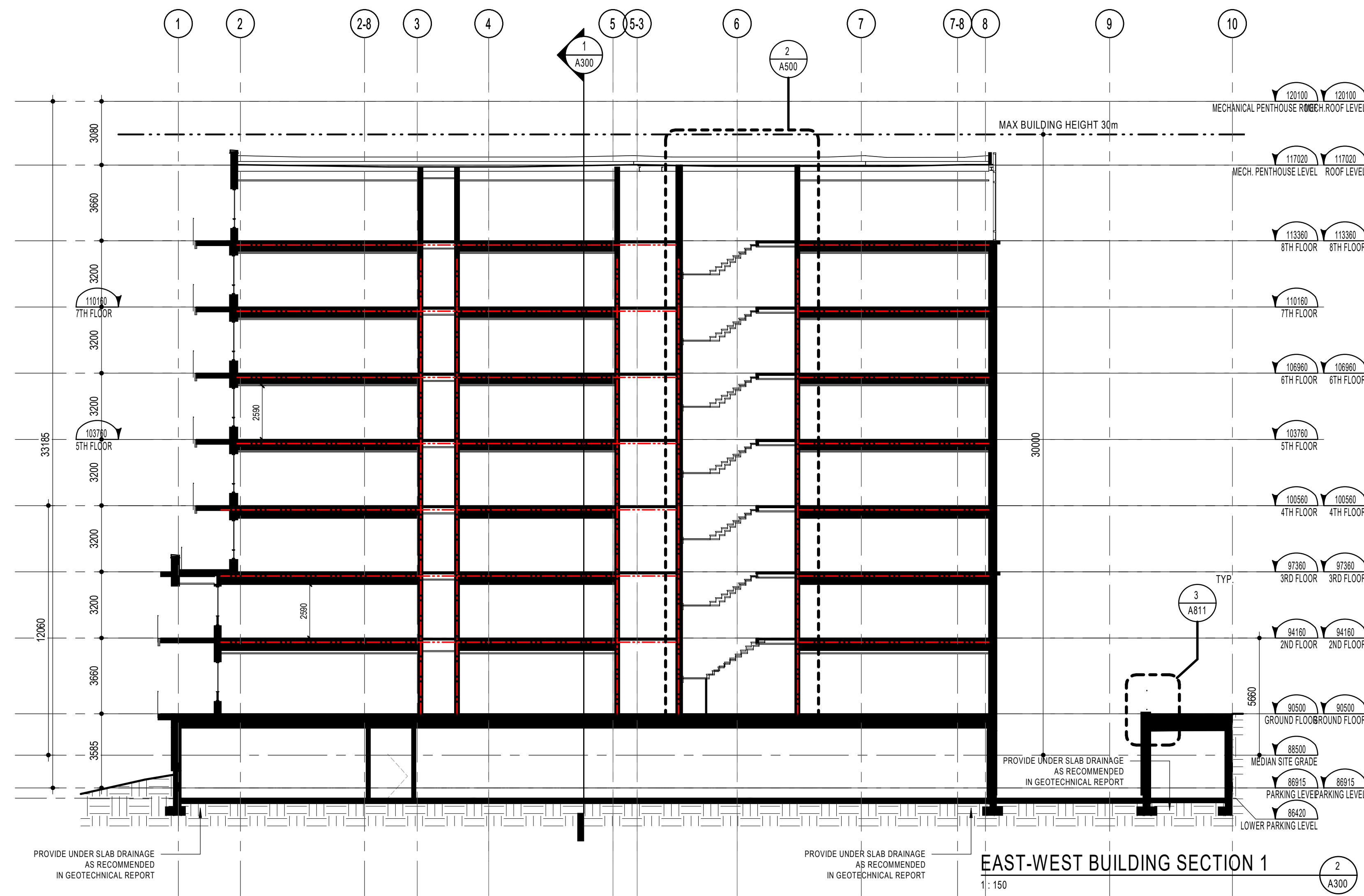
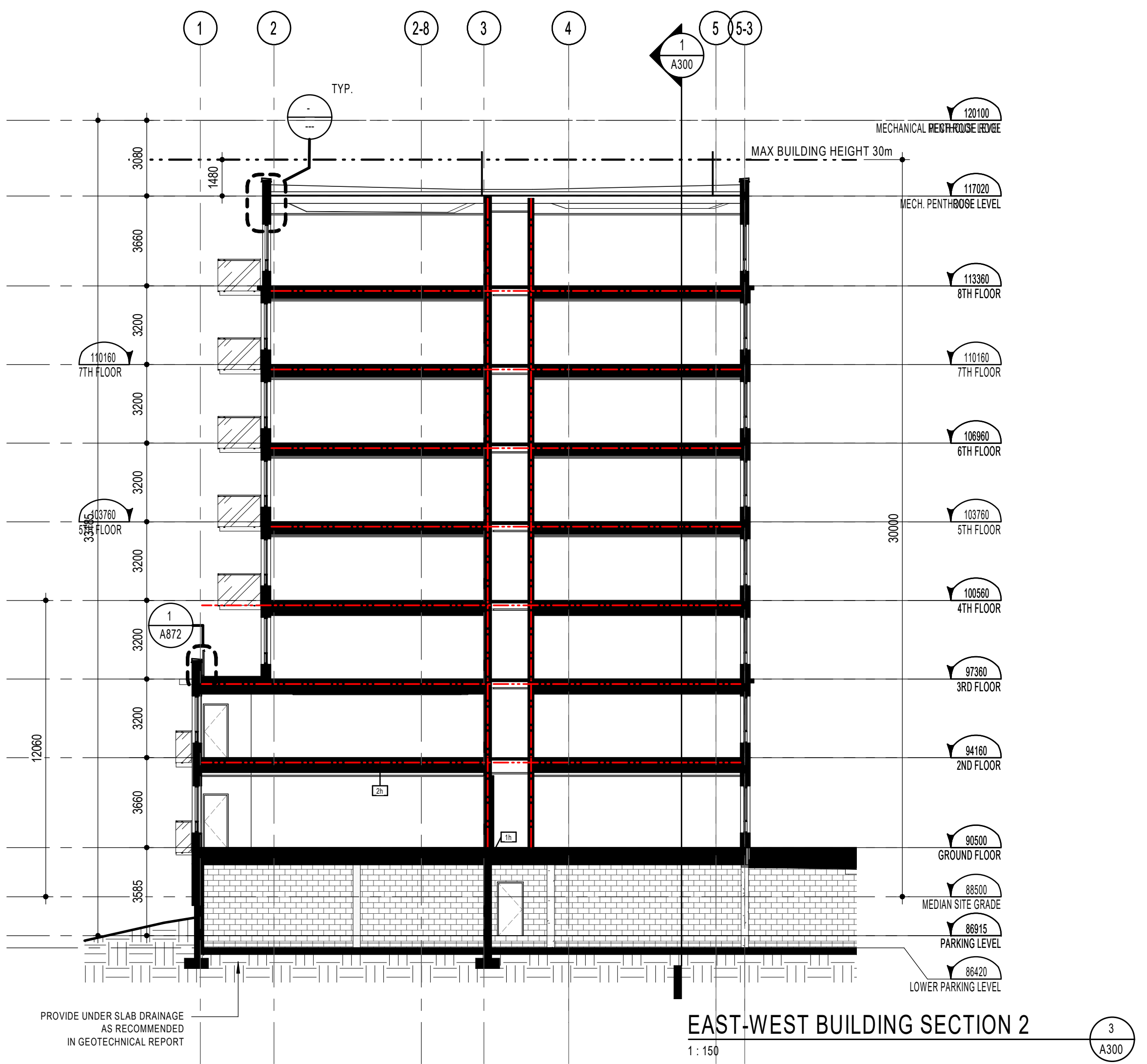
REVISION Revision NO. DESSIN Dwg Number
G A205



MECHANICAL PENTHOUSE ROOF
 1: 200



MECH. PENTHOUSE LEVEL
 1: 200



SOIL LEGEND

SUBSURFACE
FINISHED GRADE

F.R.R. LEGEND

0H
1H
1.5H
2H
3

NOTES GÉNÉRALES / General Notes

- Ces documents d'architecture sont la propriété exclusive de NEUF architect(e)s et ne doivent être utilisés, reproduits ou copiés sans autorisation écrite préalable. / These architectural documents are the exclusive property of NEUF architect(e)s and cannot be used, copied or reproduced without written pre-authorization.
- Les dimensions apparaissant sur ces documents doivent être vérifiées par l'entrepreneur avant le début des travaux. / All dimensions which appear on the documents must be verified by the contractor before to start the work.
- Veillez avoir l'architecte de toute dimension erreur et/ou divergences entre ces documents et ceux des autres professionnels. / The architect must be notified of all errors, omissions and discrepancies between these documents and those of the other professionals.
- Les dimensions sur ces documents doivent être lues et non mesurées. / The dimensions on these documents must be read and not measured.

ARCHITECTURE DE PAYSAGE / Landscape Architect
Lashley+Associates
950 Gladstone Ave. Suite 202, Ottawa (ON) K1Y 3E6
T 613.233.8579 lashley.ca

CIVIL / Civil
IBI Group
333 Preston Street Suite 400 Ottawa (ON), K1S 5N4
T 613.447.0054 IBIgroup.com

INGÉNIERIE TRANSPORT / Engineering, Transportation
IBI - Transportation Eng.
333 Preston Street Suite 400 Ottawa (ON), K1S 5N4
T 613.447.0054 IBIgroup.com


DESIGN INTERIEUR / Interior Design
NINE Design
25 rue Robitaille, Suite 200, St-Basile-le-Grand (QC) J3V 6E4
T 514.998.8973 nine-design.ca

STRUCTURE / Structural
L2C Experts
4710 St-Ambrose St. Suite 103 Montréal (QC) H4C 2C
T 514.378.4999 l2cexperts.com

MÉCANIQUE / ÉLECTRIQUE / MECHANICAL / Electrical
GOODKEY, WEEDMARK & ASSOCIATES LTD.
1888 Woodward Dr. Ottawa, ON K2C 3R6
T 613.727.5111 gwval.com

ARCHITECTES / Architect
NEUF architect(e)s SENCRL
630, boul. René-Lévesque O. 32e étage, Montréal QC H3B 1S6
T 514.847.1117 NEUFarchitectes.com

SCEAU / Seal



CLIENT / Client
GROUPE SOVIMA
100 rue Lanctôt, bureau 201, St-Basile de Montréal (Québec) J3V 0B3
T 450.878.4478 sovimaassociations.com

OUVRAGE / Project
800 MONTREAL ROAD

EMPLACEMENT / Location NO PROJET No. 12263
120 DEN HAAG DR, OTTAWA

NO	REVISION	DATE (aa-mm-ii)
A	Issued for SPA	2020.12.11
B	Issued for Coordination 30%	2020.12.20
C	Issued for internal review - Architect	2021.01.25
D	Issued for Coordination 60%	2021.05.25
E	Issued for SPA Rev 1	2021.10.25
F	Issued for 80% Review	2022.03.05
G	Reissued for SPA Rev 2	2022.12.21

DESSIN PAR / Drawn by AJ
DATE (aa mm ii) 2021.10.25
TITRE DU DESSIN / Drawing Title BUILDING SECTION

VERIFIÉ PAR / Checked by FP
ÉCHELLE / Scale As indicated

BUILDING SECTION

REVISION / Revision G
NO. DESSIN / Dwg Number A300

C:\Fichiers Revit Local\800MTL-12263-ARC-INT_ajanushevski.rvt



EAST ELEVATION
1:150



WEST ELEVATION
1:150

ELEVATION LEGEND A400 & A401

ABBREVIATION/SYMBOL LEGEND

C.J. : CONTROL JOINT (SEALANT COLOUR TO MATCH ADJACENT VENEER)
 L.L. : PRIMED & PAINTED LOOSE LINTEL (COLOUR TO MATCH ADJACENT VENEER)
 S.A. : PRIMED & PAINTED SHELF ANGLE (COLOUR TO MATCH ADJACENT VENEER)
 S.S.A. : PRIMED & PAINTED SUSPENDED SHELF ANGLE (COLOUR TO MATCH ADJACENT VENEER)
 S.S. : SUPPORT STRUCTURE (OPENINGS OVER 3000mm) : STRUCTURAL STEEL, HSS AND SHELF ANGLE ABOVE WINDOW UNIT. SEE STRUCTURAL ENGINEER FOR TYPES, SPACING, DIMENSIONS, ANCHORAGE, LOCATIONS, ETC).

SINGLE EXHAUST VENT *
 DOUBLE EXHAUST VENT *
 TRIPLE EXHAUST VENT *
 QUADRUPLE EXHAUST VENT *

* ALL EXHAUST VENT LOCATION TO BE VERIFIED AND COORDINATED WITH MECHANICAL ENGINEER

REFER TO A-831 FOR BRICK COURSING DETAILS.

FOR OTHER BRICK SIZES AND TYPES, COURSING MUST BE ADAPTED TO THE STONE COURSING AND ROUGH OPENINGS AS INDICATED IN THESE DRAWINGS.

MATERIALS LEGEND

M-1 MASONRY VENEER AND ACCESSORIES - TYPE 1 (Red Brick)
 M-2 MASONRY VENEER AND ACCESSORIES - TYPE 2 (Black Brick)
 M-3 MASONRY VENEER AND ACCESSORIES - TYPE 3 (Dark Red Brick)
 C-1 EXPOSED CONCRETE
 C-2 PRECAST WINDOW SILL
 MT-1 ALUMINUM SIDING AND ACCESSORIES - TYPE 1 (WOOD PATTERN PANEL)
 MT-2 ALUMINUM SIDING AND ACCESSORIES - TYPE 2 (Panel - TEQ RAL9016 (White))
 MT-3 ALUMINUM SIDING AND ACCESSORIES - TYPE 3 (VIC-WEST - Light Grey (Ivory Grey Trim))
 MT-4 CORNICE (Metal Flashing - To match MT-3 Trim)
 G-1 GLASS - TYPE 1 (Solarban 60) MULLIONS - ANODIZED BLACK AA-M10C21A44)
 G-2 SPANDREL GLASS - (Opac-Coat - ANODIZED GREY RC3-0723)
 G-3 GLASS GUARD - (Sapphire Balconies - CLEAR GLAZING)
 R-1 METAL RAILING - Black
 T-1 TILE BASE - (Shouldice - PEARL WHITE - SS)
 W- WINDOW TYPE NOTE (SEE WINDOW ELEVATION SHEET)
 CW- CURTAIN WALL ELEVATION SYMBOL (SEE WINDOW ELEVATION SHEET)

SOIL LEGEND

SUBSURFACE
 FINISHED GRADE

NOTES GÉNÉRALES / General Notes

- Ces documents d'architecture sont la propriété exclusive de NEUF architect(e)s et ne doivent être utilisés, reproduits ou copiés sans autorisation écrite préalable. / These architectural documents are the exclusive property of NEUF architect(e)s and cannot be used, copied or reproduced without written pre-authorization.
- Les dimensions apparaissant sur ces documents doivent être vérifiées par l'entrepreneur avant le début des travaux. / All dimensions which appear on the documents must be verified by the contractor before to start the work.
- Vous devez avoir l'architecte de toute dimension erreur et/ou divergences entre ces documents et ceux des autres professionnels. / The architect must be notified of all errors, omissions and discrepancies between these documents and those of the others professionals.
- Les dimensions sur ces documents doivent être lues et non mesurées. / The dimensions on these documents must be read and not measured.

ARCHITECTURE DE PAYSAGE / Landscape Architect
Lashley+Associates
 950 Gladstone Ave. Suite 202, Ottawa (ON) K1Y 3E6
 T 613.233.8579 lashley.ca

CIVIL / Civil
IBI Group
 333 Preston Street Suite 400 Ottawa (ON), K1S 5N4
 T 613.447.0504 IBIgroup.com

INGÉNIERIE TRANSPORT / Engineering, Transportation
IBI - Transportation Eng.
 333 Preston Street Suite 400 Ottawa (ON), K1S 5N4
 T 613.447.0504 IBIgroup.com


DESIGN INTERIEUR / Interior Design
NINE Design
 21 rue Robitaille, Suite 100, St-Basile-le-Grand (QC) J3V 6E4
 T 514.998.8973 nine-design.ca

STRUCTURE / Structural
L2C Experts
 4710 St-Ambrose St. Suite 103 Montréal (QC) H4C 2C
 T 514.378.4999 L2Cexperts.com

MÉCANIQUE / ÉLECTRIQUE / MECHANICAL / Electrical
GOODKEY, WEEDMARK & ASSOCIATES LTD.
 1888 Woodward Dr. Ottawa, ON K2C 3K6
 T 613.727.5111 gwal.com

ARCHITECTES / Architect
NEUF architect(e)s SENCRL
 630, boul. René-Lévesque O. 32e étage, Montréal QC H3B 1S6
 T 514.947.1117 NEUFarchitectes.com

SCÉAU / Seal



CLIENT / Client

LOGO GROUPE SOVIMA
 100 rue Lanctôt, bureau 201, St-Basile-de-Montarville (Québec) J3V 0B3
 T 450.878.4478 sovimabuildings.com

OUVRAGE / Project
800 MONTREAL ROAD

EMPLACEMENT / Location
 120 DEN HAAG DR,
 OTTAWA

NO PROJET / No.
 12263

NO	REVISION	DATE (aa-mm-ii)
A	Issued for SPA	2020.12.11
B	Issued for Coordination 30%	2020.12.20
C	Issued for internal review - Architect	2021.01.25
D	Issued for Coordination 60%	2021.05.25
E	Issued for SPA Rev 1	2021.10.25
F	Issued for 80% Review	2022.03.05
G	Reissued for SPA Rev 2	2022.12.21

DESIGN PAR / Drawn by
 AJ

VERIFIÉ PAR / Checked
 FP

DATE (aa mm ii)
 2020.10.21

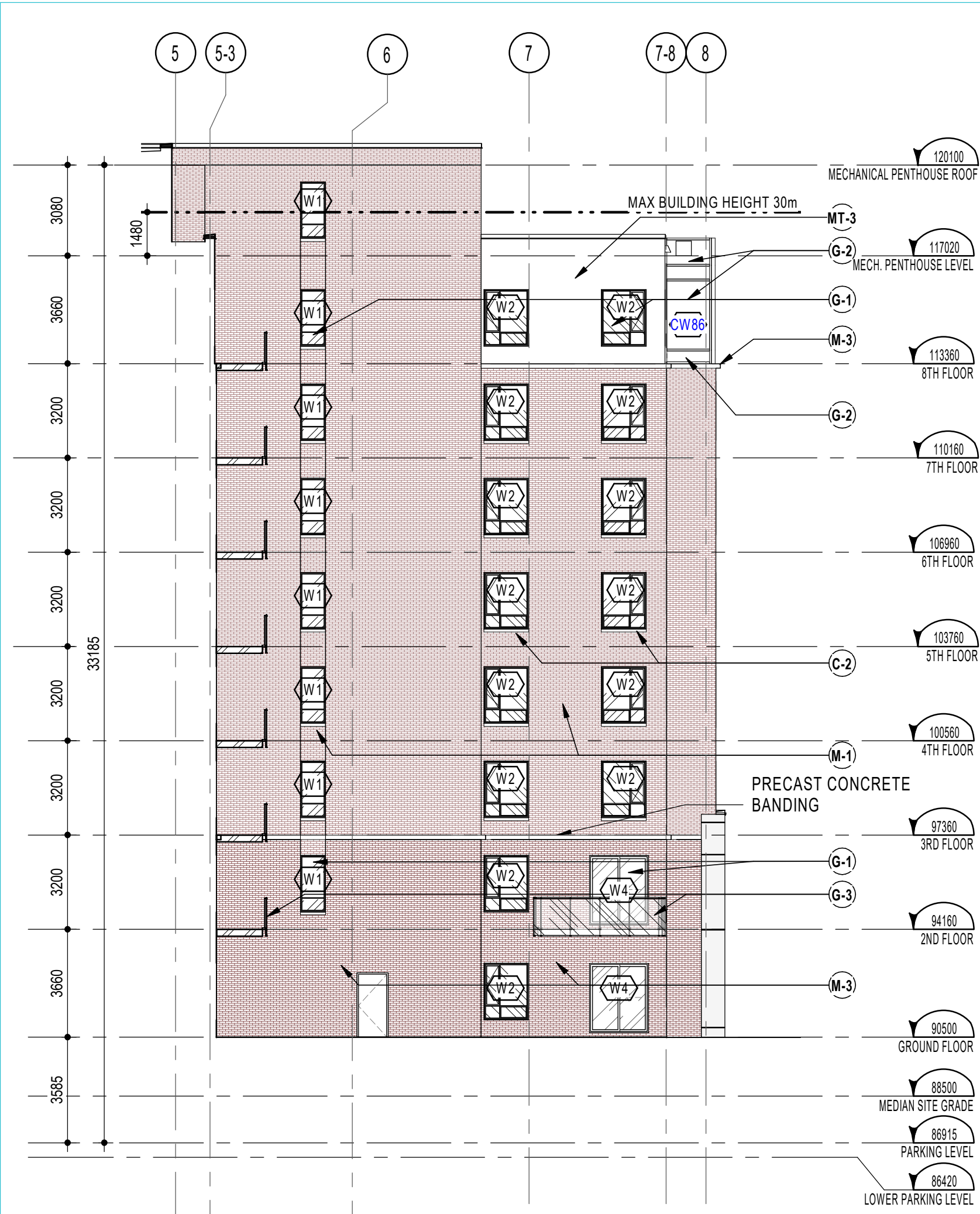
ÉCHELLE / Scale
 As indicated

TITRE DU DESSIN / Drawing Title

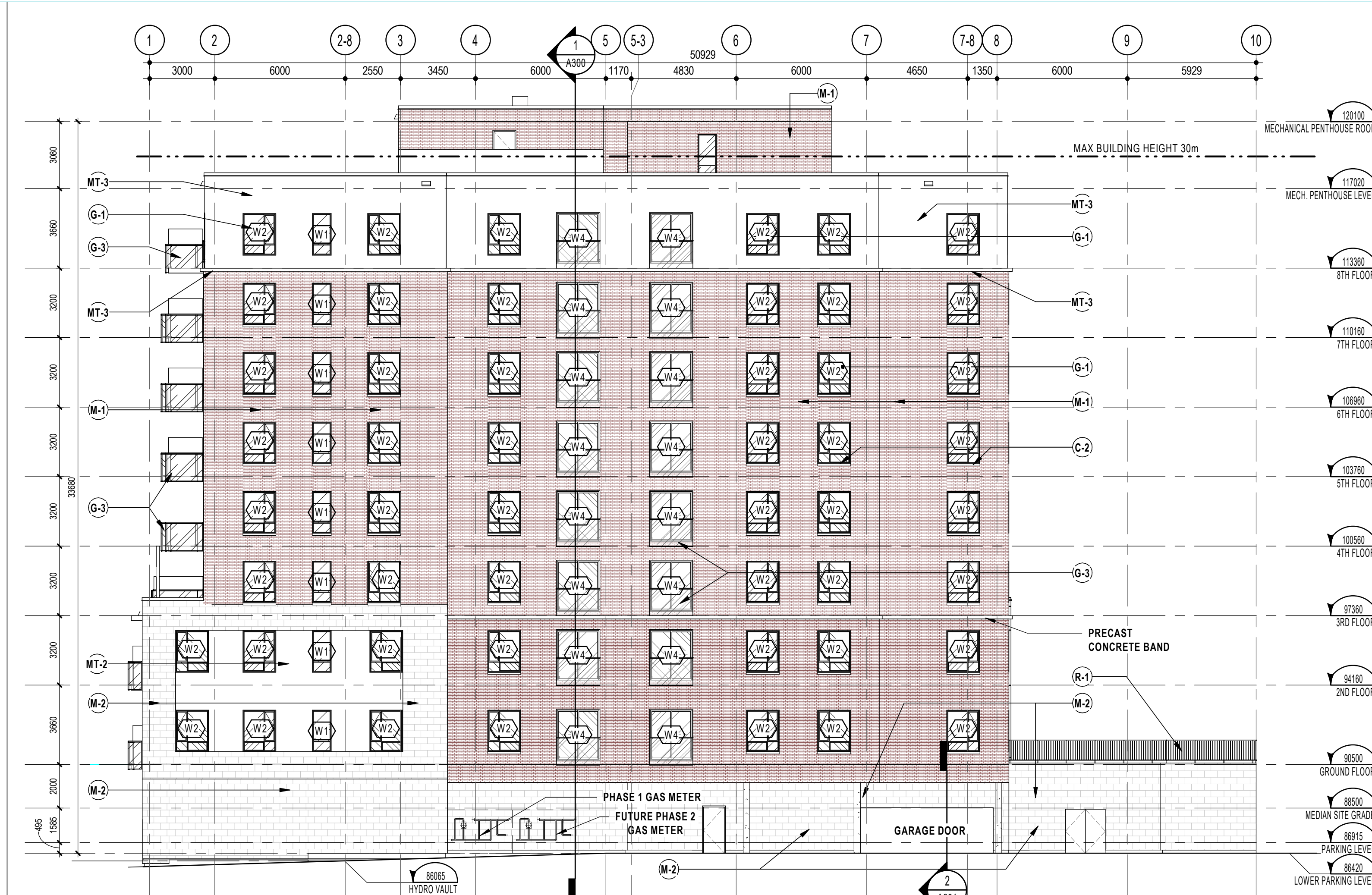
EAST AND WEST ELEVATION

REVISION / Revision
G

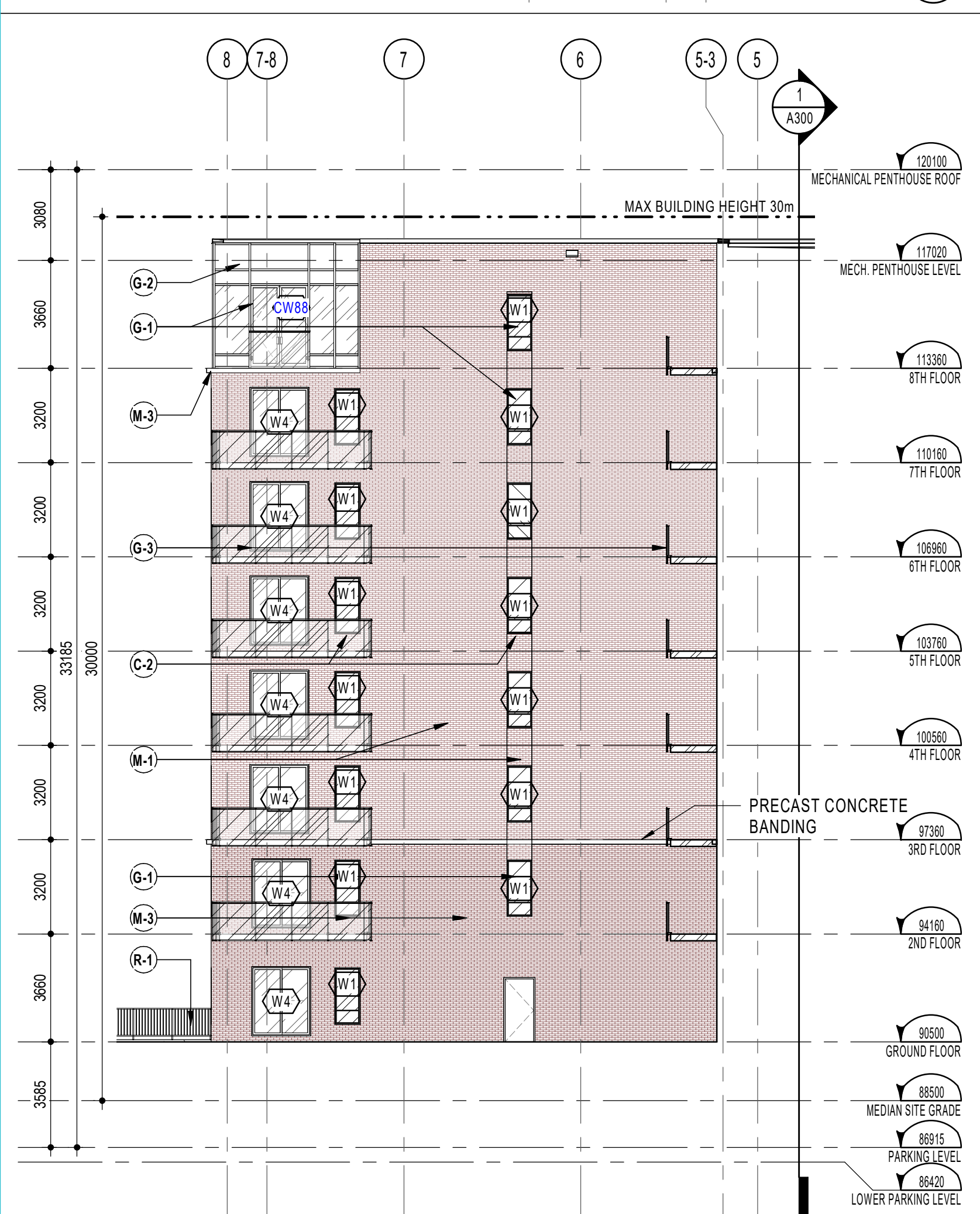
NO. DESSIN / Dwg Number
A400



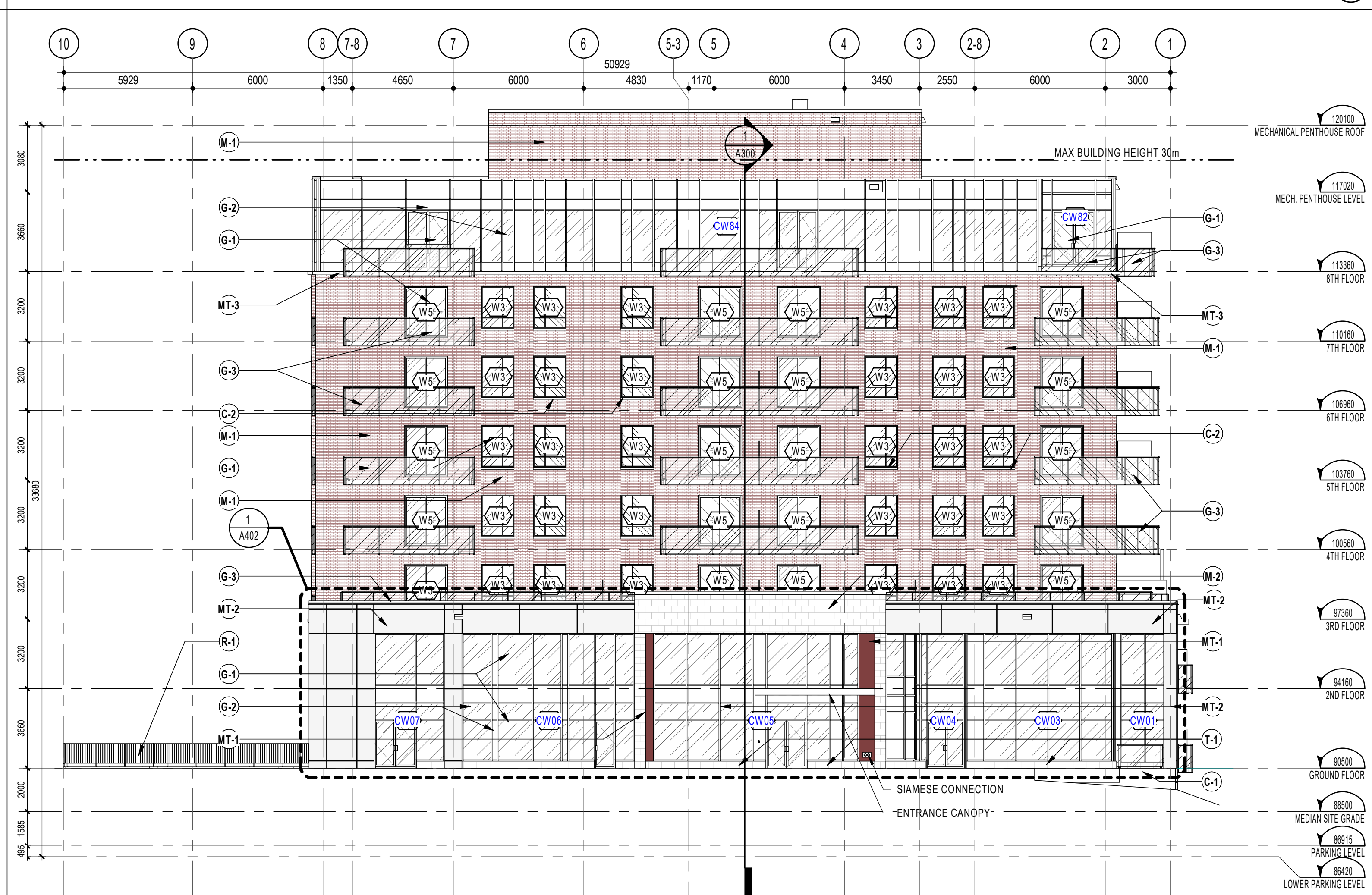
COURTYARD SOUTH ELEVATION
1:150



SOUTH ELEVATION
1:150



COURTYARD NORTH ELEVATION
1:150



NORTH ELEVATION
1:150

ELEVATION LEGEND A400 & A401

ABBREVIATION/SYMBOL LEGEND

C.J. : CONTROL JOINT (SEALANT COLOUR TO MATCH ADJACENT VENEER)
 L.L. : PRIMED & PAINTED LOOSE LINTEL (COLOUR TO MATCH ADJACENT VENEER)
 S.A. : PRIMED & PAINTED SHELF ANGLE (COLOUR TO MATCH ADJACENT VENEER)
 S.S.A. : PRIMED & PAINTED SUSPENDED SHELF ANGLE (COLOUR TO MATCH ADJACENT VENEER)
 S.S. : SUPPORT STRUCTURE (OPENINGS OVER 300mm) : STRUCTURAL STEEL HSS AND SHELF ANGLE ABOVE WINDOW UNIT. SEE STRUCTURAL ENGINEER FOR TYPES, SPACING, DIMENSIONS, ANCHORAGE, LOCATIONS, ETC.)

SINGLE EXHAUST VENT *
 DOUBLE EXHAUST VENT *
 TRIPLE EXHAUST VENT *
 QUADRUPLE EXHAUST VENT *

* ALL EXHAUST VENT LOCATION TO BE VERIFIED AND COORDINATED WITH MECHANICAL ENGINEER

REFER TO A-831 FOR BRICK COURSING DETAILS.

FOR OTHER BRICK SIZES AND TYPES, COURSING MUST BE ADAPTED TO THE STONE COURSING AND ROUGH OPENINGS AS INDICATED IN THESE DRAWINGS.

CONSTRUCTION NOTE

MATERIALS LEGEND

(M-1) MASONRY VENEER AND ACCESSORIES - TYPE 1 (Red Brick)
 (M-2) MASONRY VENEER AND ACCESSORIES - TYPE 2 (Black Brick)
 (M-3) MASONRY VENEER AND ACCESSORIES - TYPE 3 (Dark Red Brick)
 (C-1) EXPOSED CONCRETE
 (C-2) PRECAST WINDOW SILL
 (MT-1) ALUMINUM SIDING AND ACCESSORIES - TYPE 1 (WOOD PATTERN PANEL)
 (MT-2) ALUMINUM SIDING AND ACCESSORIES - TYPE 2 (Panfab - TEQ RAL9016 (White))
 (MT-3) ALUMINUM SIDING AND ACCESSORIES - TYPE 3 (VIC-WEST - Light Grey c/w Grey Trim)
 (MT-4) CORNICE (Metal Flashing - To match MT-3 Trim)
 (G-1) GLASS - TYPE 1 (Solarban 60) MULLIONS - ANODIZED BLACK AA-M10C21444
 (G-2) SPANDREL GLASS - (Opaco-Coat - ANODIZED GREY RC3-0723)
 (G-3) GLASS GUARD - (Sapphire Balconies - CLEAR GLAZING)
 (R-1) METAL RAILING - Black
 (T-1) TILE BASE - (Shouldice - PEARL WHITE - SS)
 (W) WINDOW TYPE NOTE (SEE WINDOW ELEVATION SHEET)
 (CW) CURTAIN WALL ELEVATION SYMBOL (SEE WINDOW ELEVATION SHEET)

SOIL LEGEND

SUBSURFACE
 FINISHED GRADE

NOTES GÉNÉRALES / General Notes

- Ces documents d'architecture sont la propriété exclusive de NEUF architect(e)s et ne peuvent être utilisés, reproduits ou copiés sans autorisation écrite préalable. / These architectural documents are the exclusive property of NEUF architect(e)s and cannot be used, copied or reproduced without written pre-authorization.
- Les dimensions apparaissant sur ces documents doivent être vérifiées par l'entrepreneur avant le début des travaux. / All dimensions which appear on the documents must be verified by the contractor before to start the work.
- Vous devez avoir l'architecte de toute dimension erreur et/ou divergences entre ces documents et ceux des autres professionnels. / The architect must be notified of all errors, omissions and discrepancies between these documents and those of the other professionals.
- Les dimensions sur ces documents doivent être lues et non mesurées. / The dimensions on these documents must be read and not measured.

ARCHITECTURE DE PAYSAGE / Landscape Architect
Lashley+Associates
 950 Gladstone Ave. Suite 202, Ottawa (ON) K1J 3E6
 T 613.233.8579 lashley.com

CIVIL / Civil
IBI Group
 333 Preston Street Suite 400 Ottawa (ON), K1S 5N4
 T 613.447.0054 IBIgroup.com

INGÉNIERIE TRANSPORT / Engineering, Transportation
IBI - Transportation Eng.
 333 Preston Street Suite 400 Ottawa (ON), K1S 5N4
 T 613.447.0004 IBIgroup.com


DESIGN INTERIEUR / Interior Design
NINE Design
 25 rue Robitaille, Cowansville-De Montarville, (QC) J3V 6E4
 T 514.988.8973 nine-design.ca

STRUCTURE Structural
L2C Experts
 4710 St-Amable St. Suite 103 Montréal (QC) H4C 2C
 T 514.378.4999 L2Cexperts.com

MÉCANIQUE / ÉLECTRIQUE / Mechanical / Electrical
GOODKEY, WEEDMARK & ASSOCIATES LTD.
 488 Woodward Dr. Ottawa, ON K2C 3R6
 T 613.727.5111 gwal.com

ARCHITECTES / Architect
NEUF architect(e)s SENCRL
 630, boul. René-Lévesque O. 32e étage, Montréal QC H3B 1S6
 T 514.447.1117 NEUFarchitectes.com

SCÉAU / Seal



CLIENT / Client

GRUPE SOVIMA

100 rue Lanerivine, bureau 201, St-Benoit de Montarville (Québec) J3V 0B3
 T 450.878.4478 sovimaassociations.com

OUVRAGE / Project

800 MONTREAL ROAD

EMPLACEMENT / Location NO PROJET / No. 12263

120 DEN HAAG DR, OTTAWA

NO	REVISION	DATE (aa-mm-ii)
A	Issued for SPA	2020.12.11
B	Issued for Coordination 30%	2020.12.20
C	Issued for internal review - Architect	2021.01.25
D	Issued for Coordination 60%	2021.05.25
E	Issued for SPA Rev 1	2021.10.25
F	Issued for 80% Review	2022.03.05
G	Reissued for SPA Rev 2	2022.12.21

DESIGN PAR / Drawn by VERIFIE PAR / Checked by

AJ FP

DATE (aa mm ii) ECHELLE / Scale

2020.10.21 As indicated

TITRE DU DESSIN / Drawing Title

NORTH AND SOUTH ELEVATION

REVISION / Revision NO. DESSIN / Dwg Number

G A401

C:\Fichiers Revit\Locaux\800MONTL-12263-ARC-INT_ajanushevski.rvt