



Sheet List	
Sheet Name	Sheet Number
COVER SHEET	A0.00
DEVELOPMENT STATISTICS	A0.01
CONTEXT PLAN	A101
SITE PLAN	A102
PARKING PLAN P6	A201
PARKING PLAN P2-P5	A202
PARKING PLAN P1	A203
LEVEL 01	A301
LEVEL 02	A302
LEVEL 03	A303
LEVELS 04-06	A304
LEVEL 07	A305
LEVEL 08	A306
LEVELS 09-11	A307
LEVELS 12-14	A308
LEVELS 15-17	A309
LEVELS 18-20	A310
LEVELS 21-33	A311
LEVELS 34-46	A312
LEVELS 47-56	A313
LEVELS 57-59	A314
LEVEL 60	A315
Level MPH	A316
ROOF PLAN	A317
PODIUM SECTIONS	A401
PODIUM SECTIONS	A402
OVERALL SECTIONS	A403
EAST/SOUTH ELEVATIONS	A501
WEST/NORTH ELEVATIONS	A502
3D PERSPECTIVE VIEW	A503
3D PERSPECTIVE VIEW	A504
3D PERSPECTIVE VIEW	A505
3D PERSPECTIVE VIEW	A506
ISOMETRIC VIEWS	A507
ISOMETRIC VIEWS	A508

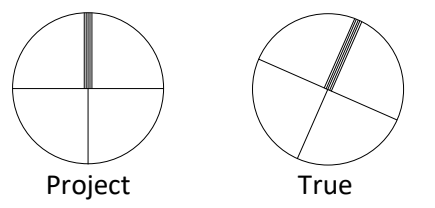
# 829 Carling Ave Mixed-Use Development

Hariri Pontarini Architects

MAY 2021  
Project No. 2030



- These Contract Documents are the property of the Architect. The Architect bears no responsibility for the interpretations of these documents by the contractor. Upon written application the Architect will provide written clarification or supplementary information regarding the intent of the Contract Documents. The Architect will review Shop Drawings submitted by the Contractor for design conformance only.
- Drawings are not to be scaled for construction. Contractor to verify all existing conditions and dimensions required to perform the Work and report any discrepancies with the Contract Documents to the Architect before commencing work.
- Positions of exposed or finished mechanical or electrical devices, fittings, and fixtures are indicated on the Architectural drawings. The locations shown on the Architectural drawings govern over the Mechanical and Electrical drawings. Those items not clearly located will be located as directed by the Architect.



KEYPLAN

PROJECT TEAM

CLIENT	CLARIDGE HOMES
ARCHITECT	HARIRI PONTARINI ARCHITECTS
LANDSCAPE	JAMES B. LENNOX + ASSOCIATES
PLANNING	FOTENN PLANNING + DESIGN
STRUCTURAL	GOOVEVE STRUCTURAL INC.
CIVIL/TRAFFIC	NOVATECH GROUP
GEOTECH	PATERSON GROUP INC.
WIND	GRADIENT WIND ENGINEERING
SURVEYOR	ANNIS, O'SULLIVAN, VOLLEBEKK LTD.

DRAWING STATUS

**NOT FOR CONSTRUCTION**

1	2021-05-10	ISSUED FOR OPA/ZBA/SPA
NO.	YYYY-MM-DD	DESCRIPTION

**HARIRI PONTARINI ARCHITECTS**  
 235 Carlaw Avenue  
 Suite 301  
 Toronto, Canada M4M 2S1  
 tel 416 929 4901  
 fax 416 929 8924  
 info@hp-arch.com  
 hariripontarini.com

Project Title:  
**829 Carling Ave Mixed-Use Development**

829 CARLING AVE, OTTAWA, ON

DEVELOPMENT STATISTICS

Project number: 2030  
 Scale:  
 Sheet Start Date: 2020  
 Drawn / Checked by: HPA HPA

Drawing No.: Revision:

**A0.01**



GENERAL SITE INFORMATION	
Site Address	829 Carling Ave, Ottawa
Developer	Claridge Homes
Building Type	Mixed Use Building

BUILDING HEIGHT AND FLOOR PLATE SIZE	
Tower Height	188m
Height including MPH	195m

LAND AREA			
SQM	SQF	ACRE	HA
1519	16,351	0.375	0.001519

FLOOR SPACE INDEX (FSI)	
FSI = Total GFA / Lot Area	32063 m2/1519 m2= 21.1

BUILDING GFA SUMMARY		
	m2	ft2
<b>Total Residential GFA</b>	31,803.90	342,334
<b>Total Retail GFA</b>	259.37	2,792
<b>Total GFA</b>	<b>32,063.28</b>	<b>345,126</b>

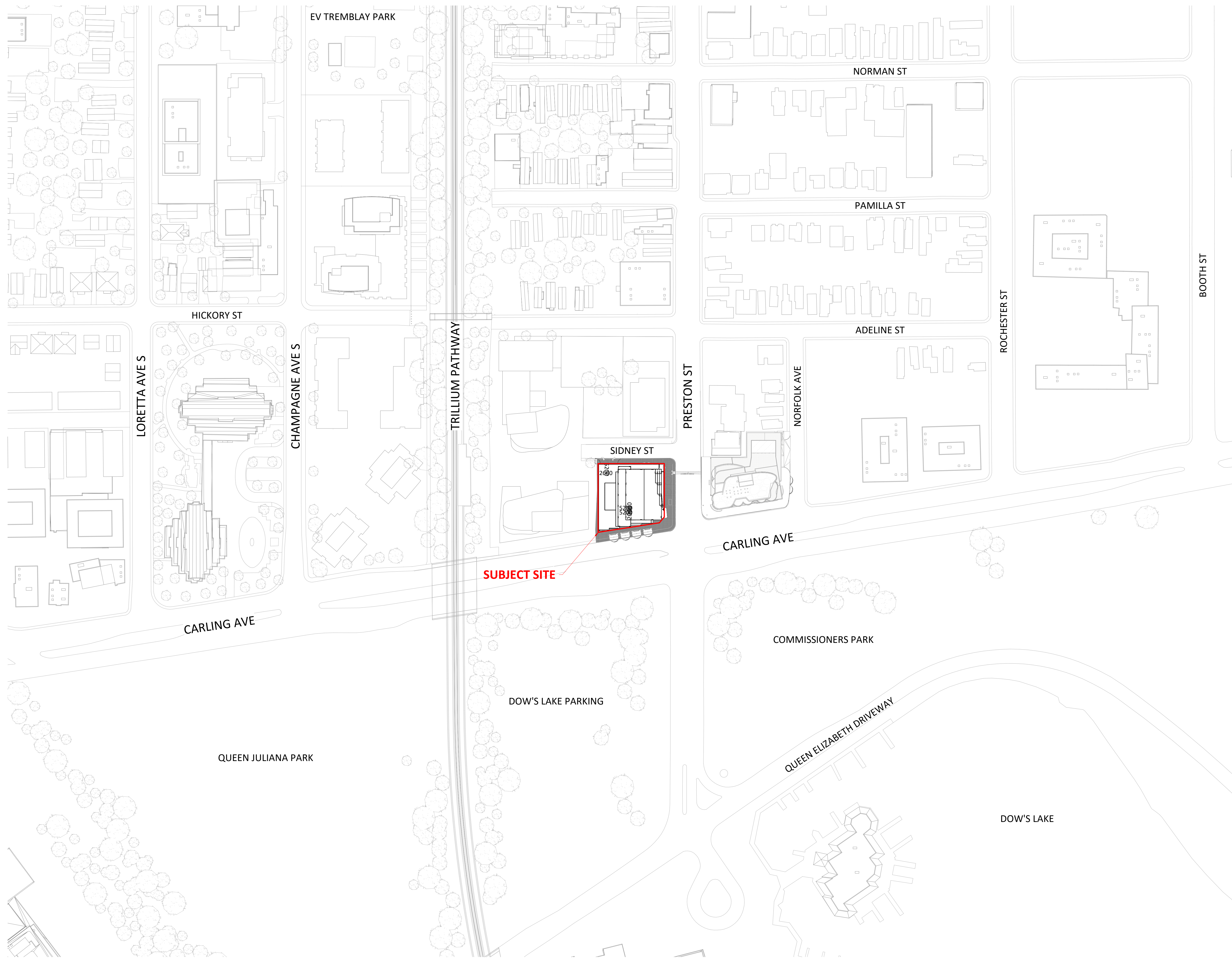
GFA DEDUCTION (2008-326)	
Deductions as per city of Ottawa By-Law 2008-326 include: Shared mechanical, service and electrical equipment; Common hallways, corridors, stairwells, elevator shafts; bicycle parking and motor vehicle parking; Common storage and washroom facility; Common amenity area.	

INDOOR/OUTDOOR AMENITY SUMMARY	
(AS PER CITY OF OTTAWA BY-LAW 2008-326)	
Required Total Amenity Space (6m2/unit)	2,754 m2
Required Communal Amenity Space	1,377 m2
Provided Communal Amenity Space	1,401 m2

LEVEL	SITE AREA SUMMARY (AS PER CITY OF OTTAWA ZONING BY-LAW 2008-326)														
	GROSS CONSTRUCTION AREA (GCA)		GFA DEDUCTION AS PER ZONING BY LAW 2008-326						GROSS FLOOR AREA (GFA)						
			RESIDENTIAL		INDOOR AMENITY		PARKING								
	m2	ft2	m2	ft2	m2	ft2	m2	ft2	m2	ft2	m2	ft2			
Level 61	600.26	6,461	600.26	6,461											
Level 60	562.77	6,058	134.88	1,452						427.89	4,606				
Level 59	588.50	6,335	135.64	1,460						452.87	4,875				
Level 58	588.50	6,335	135.64	1,460						452.87	4,875				
Level 57	588.50	6,335	135.64	1,460						452.87	4,875				
Level 56	588.51	6,335	134.88	1,452						453.63	4,883				
Level 55	588.51	6,335	134.88	1,452						453.63	4,883				
Level 54	588.51	6,335	134.88	1,452						453.63	4,883				
Level 53	588.51	6,335	134.88	1,452						453.63	4,883				
Level 52	588.51	6,335	134.88	1,452						453.63	4,883				
Level 51	588.51	6,335	134.88	1,452						453.63	4,883				
Level 50	588.51	6,335	134.88	1,452						453.63	4,883				
Level 49	588.51	6,335	134.88	1,452						453.63	4,883				
Level 48	588.51	6,335	134.88	1,452						453.63	4,883				
Level 47	588.51	6,335	134.88	1,452						453.63	4,883				
Level 46	770.70	8,296	118.54	1,276						652.16	7,020				
Level 45	770.70	8,296	118.54	1,276						652.16	7,020				
Level 44	770.70	8,296	118.54	1,276						652.16	7,020				
Level 43	770.70	8,296	118.54	1,276						652.16	7,020				
Level 42	770.70	8,296	118.54	1,276						652.16	7,020				
Level 41	770.70	8,296	118.54	1,276						652.16	7,020				
Level 40	770.70	8,296	118.54	1,276						652.16	7,020				
Level 39	770.70	8,296	118.54	1,276						652.16	7,020				
Level 38	770.70	8,296	118.54	1,276						652.16	7,020				
Level 37	770.70	8,296	118.54	1,276						652.16	7,020				
Level 36	770.70	8,296	118.54	1,276						652.16	7,020				
Level 35	770.70	8,296	118.54	1,276						652.16	7,020				
Level 34	770.70	8,296	118.54	1,276						652.16	7,020				
Level 33	781.01	8,407	118.54	1,276						662.47	7,131				
Level 32	781.01	8,407	118.54	1,276						662.47	7,131				
Level 31	781.01	8,407	118.54	1,276						662.47	7,131				
Level 30	781.01	8,407	118.54	1,276						662.47	7,131				
Level 29	781.01	8,407	118.54	1,276						662.47	7,131				
Level 28	781.01	8,407	118.54	1,276						662.47	7,131				
Level 27	781.01	8,407	118.54	1,276						662.47	7,131				
Level 26	781.01	8,407	118.54	1,276						662.47	7,131				
Level 25	781.01	8,407	118.54	1,276						662.47	7,131				
Level 24	781.01	8,407	118.54	1,276						662.47	7,131				
Level 23	781.01	8,407	118.54	1,276						662.47	7,131				
Level 22	781.01	8,407	118.54	1,276						662.47	7,131				
Level 21	781.01	8,407	118.54	1,276						662.47	7,131				
Level 20	809.70	8,715	122.51	1,319						687.19	7,397				
Level 19	809.70	8,715	122.51	1,319						687.19	7,397				
Level 18	809.70	8,715	122.51	1,319						687.19	7,397				
Level 17	815.64	8,779	122.51	1,319						693.13	7,461				
Level 16	815.64	8,779	122.51	1,319						693.13	7,461				
Level 15	815.64	8,779	122.51	1,319						693.13	7,461				
Level 14	827.72	8,910	122.51	1,319						705.21	7,591				
Level 13	827.72	8,910	122.51	1,319						705.21	7,591				
Level 12	827.74	8,910	122.51	1,319						705.23	7,591				
Level 11	833.94	8,976	122.51	1,319						711.43	7,658				
Level 10	833.94	8,976	122.51	1,319						711.43	7,658				
Level 9	833.94	8,976	122.51	1,319						711.43	7,658				
Level 8	977.41	10,521	123.21	1,326	854.20	9,195									
Level 7	1,013.10	10,905	138.42	1,490						874.68	9,415				
Level 6	1,426.04	15,350	193.70	2,085						1232.34	13,265				
Level 5	1,426.01	15,349	193.68	2,085						1232.33	13,265				
Level 4	1,426.01	15,349	193.68	2,085						1232.33	13,265				
Level 3	1,412.44	15,203	181.64	1,955						1230.80	13,248				
Level 2	1,412.45	15,203	181.67	1,955						1230.78	13,248				
Level 1	1,093.96	11,775	538.97	5,801						295.62	3,182	259.37	2,792		
U/G Level 1	1,489.39	16,032	508.85	5,477						980.54	10,554				
U/G Level 2	1,489.39	16,032	221.30	2,382						1268.09	13,650				
U/G Level 3	1,489.39	16,032	227.81	2,452						1261.58	13,579				
U/G Level 4	1,489.39	16,032	227.81	2,452						1261.58	13,579				
U/G Level 5	1,489.39	16,032	227.81	2,452						1261.58	13,579				
U/G Level 6	1,449.26	15,600	221.03	2,379						1228.23	13,221				
<b>SUB-TOTAL</b>	0.00	0	0.00	0	854.20	9,195				14590.46	157,050	31,803.90	342,334	259.37	2,792
	57,930.51	623,559	10422.58	112,188								m2	ft2	m2	ft2
<b>GRAND TOTAL</b>	<b>GROSS CONSTRUCTION AREA (GCA)</b>		<b>GFA DEDUCTION</b>						<b>GROSS FLOOR AREA (GFA)</b>						
	57,930.51	623,559	25,867.24		278,433		<b>32,063.28</b>		<b>345,126</b>						
	m2	ft2	m2		ft2		m2		ft2						

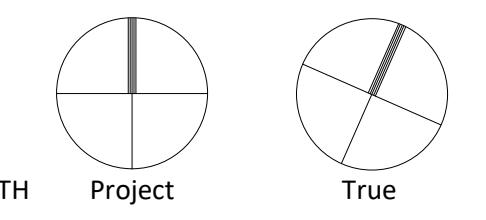
LEVEL	RES. UNIT BREAKDOWN				
	BA	1BR	2BR	3BR	Total
Level 60				2	2
Level 59		3	2	1	6
Level 58		3	2	1	6
Level 57		3	2	1	6
Level 56		2	3	1	6
Level 55		2	3	1	6
Level 54		2	3	1	6
Level 53		2	3	1	6
Level 52		2	3	1	6
Level 51		2	3	1	6
Level 50		2	3	1	6
Level 49		2	3	1	6
Level 48		2	3	1	6
Level 47		2	3	1	6
Level 46		4	5		9
Level 45		4	5		9
Level 44		4	5		9
Level 43		4	5		9
Level 42		4	5		9
Level 41		4	5		9
Level 40		4	5		9
Level 39		4	5		9
Level 38		4	5		9
Level 37		4	5		9
Level 36		4	5		9
Level 35		4	5		9
Level 34		4	5		9
Level 33		2	4	4	10
Level 32		2	4	4	10
Level 31		2	4	4	10
Level 30		2	4	4	10
Level 29		2	4	4	10
Level 28		2	4	4	10
Level 27		2	4	4	10
Level 26		2	4	4	10
Level 25		2	4	4	10
Level 24		2	4	4	10
Level 23		2	4	4	10
Level 22		2	4	4	10
Level 21		2			





General Notes

- These Contract Documents are the property of the Architect. The Architect bears no responsibility for the interpretations of these documents by the contractor. Upon written application the Architect will provide written/graphic clarification or supplementary information regarding the intent of the Contract Documents. The Architect will review Shop Drawings submitted by the Contractor for design conformance only.
- Drawings are not to be scaled for construction. Contractor to verify all existing conditions and dimensions required to perform the Work and report any discrepancies with the Contract Documents to the Architect before commencing work.
- Positions of exposed or finished mechanical or electrical devices, fittings, and fixtures are indicated on the Architectural drawings. The locations shown on the Architectural drawings govern over the Mechanical and Electrical drawings. Those items not clearly located will be located as directed by the Architect.



NORTH Project True

KEYPLAN

PROJECT TEAM

CLIENT	CLARIDGE HOMES
ARCHITECT	HARIRI PONTARINI ARCHITECTS
LANDSCAPE	JAMES B. LENNOX + ASSOCIATES
PLANNING	FOTENN PLANNING + DESIGN
STRUCTURAL	GOODEVE STRUCTURAL INC.
CIVIL/TRAFFIC	NOVATECH GROUP
GEOTECH	PATERSON GROUP INC.
WIND	GRADIENT WIND ENGINEERING
SURVEYOR	ANNIS, O'SULLIVAN, VOLLEBEKK LTD.

DRAWING STATUS

1	2021-05-10	ISSUED FOR OPA/ZBA/SPA
NO.	YYYY-MM-DD	DESCRIPTION

**HARIRI PONTARINI ARCHITECTS**  
 235 Carlaw Avenue  
 Suite 301  
 Toronto, Canada M4M 2S1  
 tel 416 929 4901  
 fax 416 929 8924  
 info@hp-arch.com  
 hariripontarini.com

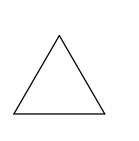
Project Title:  
**829 Carling Ave Mixed-Use Development**  
 829 CARLING AVE, OTTAWA, ON

CONTEXT PLAN

Project number:	2030
Scale:	1 : 1000
Sheet Start Date:	03/10/21
Drawn / Checked by:	Author Checker

Drawing No.: Revision:

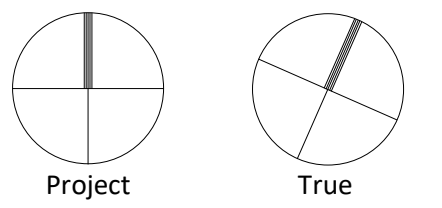
**A101**





General Notes

- These Contract Documents are the property of the Architect. The Architect bears no responsibility for the interpretations of these documents by the contractor. Upon written application the Architect will provide written/graphic clarification or supplementary information regarding the intent of the Contract Documents. The Architect will review Shop Drawings submitted by the Contractor for design conformance only.
- Drawings are not to be scaled for construction. Contractor to verify all existing conditions and dimensions required to perform the Work and report any discrepancies with the Contract Documents to the Architect before commencing work.
- Positions of exposed or finished mechanical or electrical devices, fittings, and fixtures are indicated on the Architectural drawings. The locations shown on the Architectural drawings govern over the Mechanical and Electrical drawings. Those items not clearly located will be located as directed by the Architect.



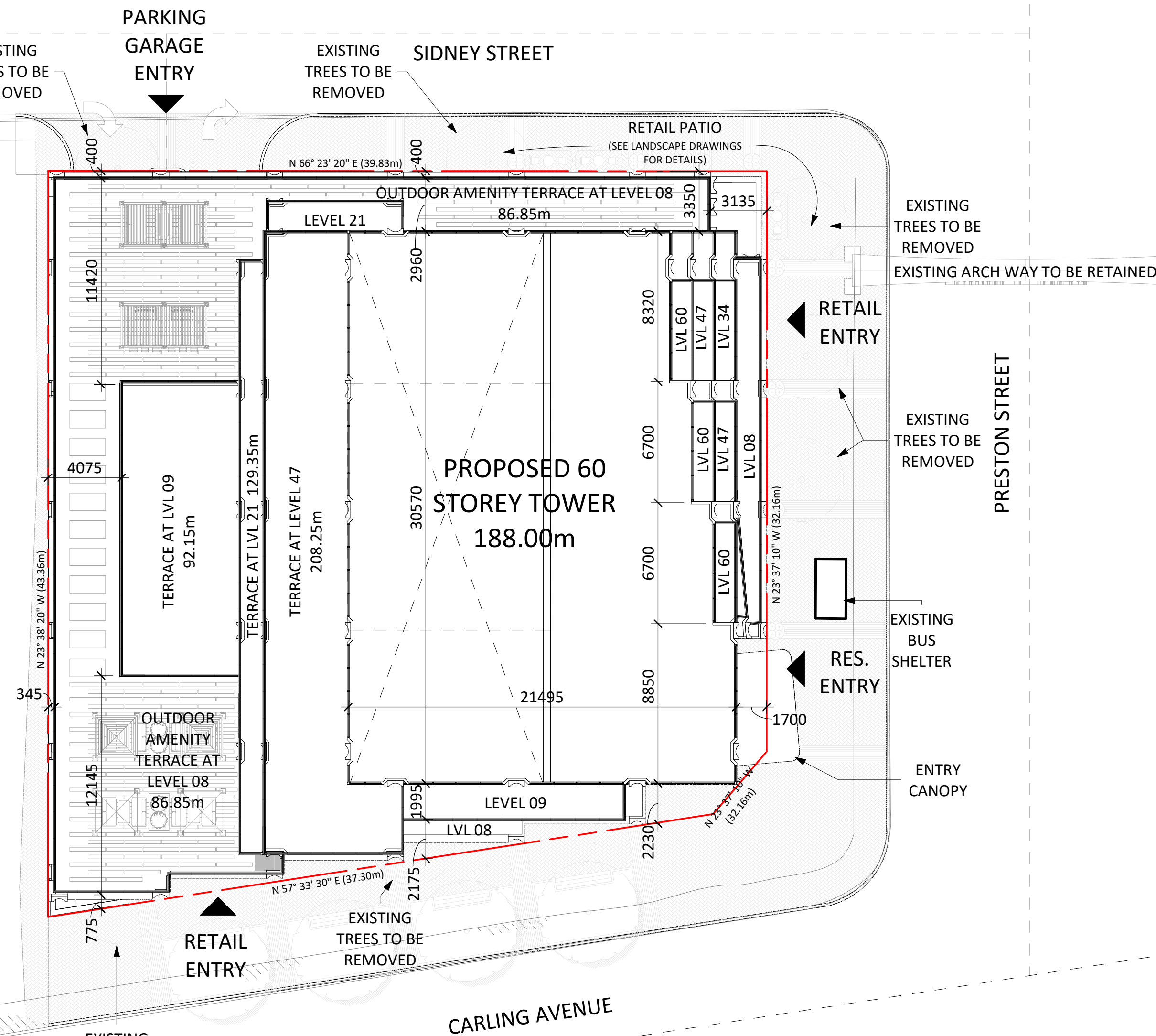
KEYPLAN

DEVELOPMENT AREA SUMMARY				
	m2	ft2		
Site Area	1,519	16,351		
FSI	21.1			
DEVELOPMENT GFA SUMMARY				
	m2	ft2		
Total Residential GFA	31,803.90	342,334		
Total Retail GFA	259.37	2,792		
<b>Total GFA</b>	<b>32,063.28</b>	<b>345,126</b>		
RESIDENTIAL UNIT BREAKDOWN				
BA	1BR	2BR	3BR	TOTAL
50	193	189	27	459
10.9%	41.8%	41.2%	5.9%	

ZONING TABLE			
Provision	Required	Provided	Compliance
Min. Lot Area	No Minimum	1,519 m2	✓
Min. Lot Width	No Minimum	32.16 m	✓
Min. Front Yard Setback	Mixed-use buildings: 0 m	0 m	✓
Min. Corner Side Yard setback	Mixed-use buildings: 0 m	0 m	✓
Min. Rear Yard	Mixed-use building not abutting a residential zone: 0 m	0 m	✓
Building Height	Max. 30 m and no higher than 9 storeys	188 m/60 storeys	✗
Amenity Area	Min. 6 sq.m./DU; 50% must be communal 459 x 6 = 2,754 sq.m. total and 1,377 sq.m. communal.	Communal = 1,401 m2	✓
Provision	Required	Provided	Compliance
Min. Residential Vehicle Parking	Area Z: No parking required.	347 spaces	✓
Max. Residential Vehicle Parking	1.75 spaces/DU 459 X 1.75 = 803 spaces	347 spaces	✓
Min. Visitor Parking	0.1 spaces/DU after first 12 DU, max. 30 spaces required 459 - 12 = 447 * 0.1 = 45 spaces	30 spaces	✓
Min. Commercial Vehicle Parking	Area Z: No parking required.	0 spaces	✓
Min. Residential Bicycle Parking	Min. Residential Bicycle Parking 0.5 spaces/DU 459 x 0.5 = 230 spaces	230	✓
Min. Commercial Bicycle Parking	1/250 sq.m. GFA 259 sq.m. = 1 space	1	✓
Driveway Width	Two-way for residential: 6.0 m	6.0 m	✓
Aisle Width	90-degree parking spaces: 6.0 m	6.0 m	✓
Parking Space Size	Max. 40% of resident spaces can be small size (2.4 m x 4.6 m) 348 x 40% = 139 spaces	Small Size Parking: 83	✓

PROPOSED 48 STOREY TOWER  
(NOT PART OF THIS SUBMISSION, BY OTHERS)

PROPOSED 30 STOREY TOWER  
(NOT PART OF THIS SUBMISSION, BY OTHERS)



PROJECT TEAM	
CLIENT	CLARIDGE HOMES
ARCHITECT	HARIRI PONTARINI ARCHITECTS
LANDSCAPE	JAMES B. LENNOX + ASSOCIATES
PLANNING	FOTENN PLANNING + DESIGN
STRUCTURAL	GOOVEVE STRUCTURAL INC.
CIVIL/TRAFFIC	NOVATECH GROUP
GEOTECH	PATERSON GROUP INC.
WIND	GRADIENT WIND ENGINEERING
SURVEYOR	ANNIS, O'SULLIVAN, VOLLEBEKK LTD.

DRAWING STATUS  
**NOT FOR CONSTRUCTION**

NO.	DATE	DESCRIPTION
1	2021-05-10	ISSUED FOR OPA/ZBA/SPA
NO.	YYYY-MM-DD	DESCRIPTION

**HARIRI PONTARINI ARCHITECTS**  
235 Carlaw Avenue  
Suite 301  
Toronto, Canada M4M 2S1  
tel 416 929 4901  
fax 416 929 8924  
info@hp-arch.com  
hariripontarini.com

Project Title:  
**829 Carling Ave Mixed-Use Development**

829 CARLING AVE, OTTAWA, ON

SITE PLAN

Project number:	2030
Scale:	1 : 200
Sheet Start Date:	11/23/20
Drawn / Checked by:	HPA HPA

Drawing No.: Revision:

**A102**

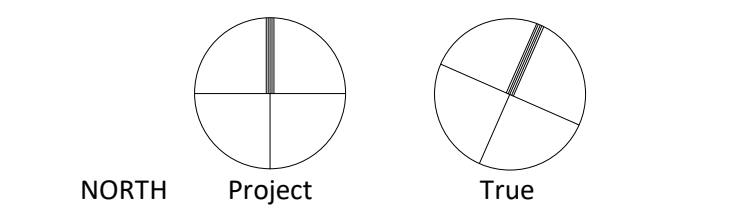






General Notes

- These Contract Documents are the property of the Architect. The Architect bears no responsibility for the interpretations of these documents by the contractor. Upon written application the Architect will provide written clarification or supplementary information regarding the intent of the Contract Documents. The Architect will review Shop Drawings submitted by the Contractor for design conformance only.
- Drawings are not to be scaled for construction. Contractor to verify all existing conditions and dimensions required to perform the Work and report any discrepancies with the Contract Documents to the Architect before commencing work.
- Positions of exposed or finished mechanical or electrical devices, fittings, and fixtures are indicated on the Architectural drawings. The locations shown on the Architectural drawings govern over the Mechanical and Electrical drawings. Those items not clearly located will be located as directed by the Architect.



KEYPLAN

PROJECT TEAM

CLIENT	CLARIDGE HOMES
ARCHITECT	HARIRI PONTARINI ARCHITECTS
LANDSCAPE	JAMES B. LENNOX + ASSOCIATES
PLANNING	FOTENN PLANNING + DESIGN
STRUCTURAL	GOODEVE STRUCTURAL INC.
CIVIL/TRAFFIC	NOVATECH GROUP
GEOTECH	PATERSON GROUP INC.
WIND	GRADIENT WIND ENGINEERING
SURVEYOR	ANNIS, O'SULLIVAN, VOLLEBEKK LTD.

DRAWING STATUS

**NOT FOR CONSTRUCTION**

1	2021-05-10	ISSUED FOR OPA/ZBA/SPA
NO.	YYYY-MM-DD	DESCRIPTION

**HARIRI PONTARINI ARCHITECTS**  
 235 Carlaw Avenue  
 Suite 301  
 Toronto, Canada M4M 2S1  
 tel 416 929 4901  
 fax 416 929 8924  
 info@hp-arch.com  
 hariripontarini.com

Project Title:  
**829 Carling Ave Mixed-Use Development**

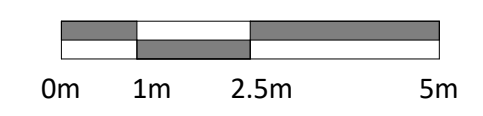
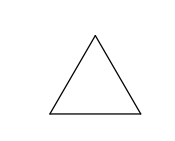
829 CARLING AVE, OTTAWA, ON

**PARKING PLAN P6**

Project number:	2030
Scale:	1 : 100
Sheet Start Date:	11/23/20
Drawn / Checked by:	HPA HPA

Drawing No.: Revision:

**A201**

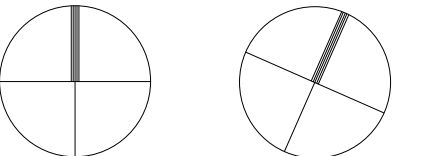






General Notes

- These Contract Documents are the property of the Architect. The Architect bears no responsibility for the interpretations of these documents by the contractor. Upon written application the Architect will provide written clarification or supplementary information regarding the intent of the Contract Documents. The Architect will review Shop Drawings submitted by the Contractor for design conformance only.
- Drawings are not to be scaled for construction. Contractor to verify all existing conditions and dimensions required to perform the Work and report any discrepancies with the Contract Documents to the Architect before commencing work.
- Positions of exposed or finished mechanical or electrical devices, fittings, and fixtures are indicated on the Architectural drawings. The locations shown on the Architectural drawings govern over the Mechanical and Electrical drawings. Those items not clearly located will be located as directed by the Architect.



NORTH Project True

KEYPLAN

PROJECT TEAM

- CLIENT CLARIDGE HOMES  
 ARCHITECT HARIRI PONTARINI ARCHITECTS  
 LANDSCAPE JAMES B. LENNOX + ASSOCIATES  
 PLANNING FOTENN PLANNING + DESIGN  
 STRUCTURAL GOODEVE STRUCTURAL INC.  
 CIVIL/TRAFFIC NOVATECH GROUP  
 GEOTECH PATERSON GROUP INC.  
 WIND GRADIENT WIND ENGINEERING  
 SURVEYOR ANNIS, O'SULLIVAN, VOLLEBEKK LTD.

DRAWING STATUS

**NOT FOR CONSTRUCTION**

NO.	YYYY-MM-DD	DESCRIPTION
1	2021-05-10	ISSUED FOR OPA/ZBA/SPA
2		

**HARIRI PONTARINI ARCHITECTS**  
 235 Carlaw Avenue  
 Suite 301  
 Toronto, Canada M4M 2S1  
 tel 416 929 4901  
 fax 416 929 8924  
 info@hp-arch.com  
 hariripontarini.com

Project Title:  
**829 Carling Ave Mixed-Use Development**

829 CARLING AVE, OTTAWA, ON

**PARKING PLAN P2-P5**

Project number: 2030  
 Scale: 1 : 100  
 Sheet Start Date: 12/02/20  
 Drawn / Checked by: HPA HPA

Drawing No.: Revision:

**A202**









DEVELOPMENT AREA SUMMARY				
	m2	ft2		
Site Area	1,519	16,351		
FSI	21.1			
DEVELOPMENT GFA SUMMARY				
	m2	ft2		
Total Residential GFA	31,803.90	342,334		
Total Retail GFA	259.37	2,792		
<b>Total GFA</b>	<b>32,063.28</b>	<b>345,126</b>		
RESIDENTIAL UNIT BREAKDOWN				
BA	1BR	2BR	3BR	TOTAL
50	193	189	27	459
10.9%	41.8%	41.2%	5.9%	

ZONING TABLE			
Provision	Required	Provided	Compliance
Min. Lot Area	No Minimum	1,519 m2	✓
Min. Lot Width	No Minimum	32.16 m	✓
Min. Front Yard Setback	Mixed-use buildings: 0 m	0 m	✓
Min. Corner Side Yard setback	Mixed-use buildings: 0 m	0 m	✓
Min. Rear Yard	Mixed-use building not abutting a residential zone: 0 m	0 m	✓
Building Height	Max. 30 m and no higher than 9 storeys	188 m/60 storeys	✗
Amenity Area	Min. 6 sq.m./DU; 50% must be communal 459 x 6 = 2,754 sq.m. total and 1,377 sq.m. communal.	Communal = 1,401 m2	✓

Provision	Required	Provided	Compliance
Min. Residential Vehicle Parking	Area Z: No parking required.	347 spaces	✓
Max. Residential Vehicle Parking	1.75 spaces/DU 459 X 1.75 = 803 spaces	347 spaces	✓
Min. Visitor Parking	0.1 spaces/DU after first 12 DU, max. 30 spaces required 459 - 12 = 447 * 0.1 = 45 spaces	30 spaces	✓
Min. Commercial Vehicle Parking	Area Z: No parking required.	0 spaces	✓
Min. Residential Bicycle Parking	Min. Residential Bicycle Parking 0.5 spaces/DU 459 x 0.5 = 230 spaces	230	✓
Min. Commercial Bicycle Parking	1/250 sq.m. GFA 259 sq.m. = 1 space	1	✓
Driveway Width	Two-way for residential: 6.0 m	6.0 m	✓
Aisle Width	90-degree parking spaces: 6.0 m	6.0 m	✓
Parking Space Size	Max. 40% of resident spaces can be small size (2.4 m x 4.6 m) 348 x 40% = 139 spaces	Small Size Parking: 83	✓

PROPOSED 48 STOREY TOWER (BY OTHERS)



General Notes

- These Contract Documents are the property of the Architect. The Architect bears no responsibility for the interpretations of these documents by the contractor. Upon written application the Architect will provide written/graphic clarification or supplementary information regarding the intent of the Contract Documents. The Architect will review Shop Drawings submitted by the Contractor for design conformance only.
- Drawings are not to be scaled for construction. Contractor to verify all existing conditions and dimensions required to perform the Work and report any discrepancies with the Contract Documents to the Architect before commencing work.
- Positions of exposed or finished mechanical or electrical devices, fittings, and fixtures are indicated on the Architectural drawings. The locations shown on the Architectural drawings govern over the Mechanical and Electrical drawings. Those items not clearly located will be located as directed by the Architect.

NORTH Project True

KEYPLAN

PROJECT TEAM

CLIENT CLARIDGE HOMES

ARCHITECT HARIRI PONTARINI ARCHITECTS

LANDSCAPE JAMES B. LENNOX + ASSOCIATES

PLANNING FOTENN PLANNING + DESIGN

STRUCTURAL GOODEVE STRUCTURAL INC.

CIVIL/TRAFFIC NOVATECH GROUP

GEOTECH PATERSON GROUP INC.

WIND GRADIENT WIND ENGINEERING

SURVEYOR ANNIS, O'SULLIVAN, VOLLEBEKK LTD.

DRAWING STATUS

**NOT FOR CONSTRUCTION**

NO.	YYYY-MM-DD	DESCRIPTION
1	2021-05-10	ISSUED FOR OPA/ZBA/SPA
NO.	YYYY-MM-DD	DESCRIPTION

**HARIRI PONTARINI ARCHITECTS**  
 235 Carlaw Avenue  
 Suite 301  
 Toronto, Canada M4M 2S1  
 tel 416 929 4901  
 fax 416 929 8924  
 info@hp-arch.com  
 hariripontarini.com

Project Title:  
**829 Carling Ave Mixed-Use Development**

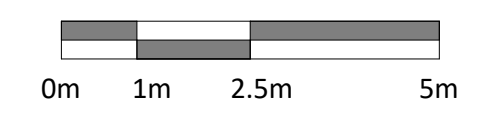
829 CARLING AVE, OTTAWA, ON

LEVEL 01

Project number: 2030  
 Scale: 1 : 100  
 Sheet Start Date: 11/23/20  
 Drawn / Checked by: HPA HPA  
 Drawing No.: Revision:

**A301**

24" x 36" ARCH D SHEET SIZE PRINT DATE: 5/10/2021 5:54:21 PM

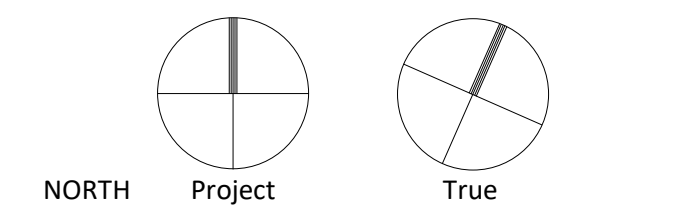






General Notes

- These Contract Documents are the property of the Architect. The Architect bears no responsibility for the interpretations of these documents by the contractor. Upon written application the Architect will provide written/graphic clarification or supplementary information regarding the intent of the Contract Documents. The Architect will review Shop Drawings submitted by the Contractor for design conformance only.
- Drawings are not to be scaled for construction. Contractor to verify all existing conditions and dimensions required to perform the Work and report any discrepancies with the Contract Documents to the Architect before commencing work.
- Positions of exposed or finished mechanical or electrical devices, fittings, and fixtures are indicated on the Architectural drawings. The locations shown on the Architectural drawings govern over the Mechanical and Electrical drawings. Those items not clearly located will be located as directed by the Architect.



KEYPLAN

PROJECT TEAM

CLIENT	CLARIDGE HOMES
ARCHITECT	HARIRI PONTARINI ARCHITECTS
LANDSCAPE	JAMES B. LENNOX + ASSOCIATES
PLANNING	FOTENN PLANNING + DESIGN
STRUCTURAL	GOODEVE STRUCTURAL INC.
CIVIL/TRAFFIC	NOVATECH GROUP
GEOTECH	PATERSON GROUP INC.
WIND	GRADIENT WIND ENGINEERING
SURVEYOR	ANNIS, O'SULLIVAN, VOLLEBEKK LTD.

DRAWING STATUS

**NOT FOR CONSTRUCTION**

1	2021-05-10	ISSUED FOR OPA/ZBA/SPA
NO.	YYYY-MM-DD	DESCRIPTION

**HARIRI PONTARINI ARCHITECTS**  
 235 Carlaw Avenue  
 Suite 301  
 Toronto, Canada M4M 2S1  
 tel 416 929 4901  
 fax 416 929 8924  
 info@hp-arch.com  
 hariripontarini.com

Project Title:  
**829 Carling Ave Mixed-Use Development**

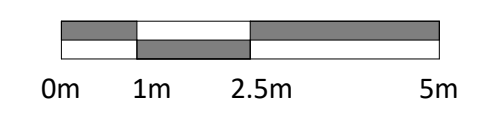
829 CARLING AVE, OTTAWA, ON

LEVEL 02

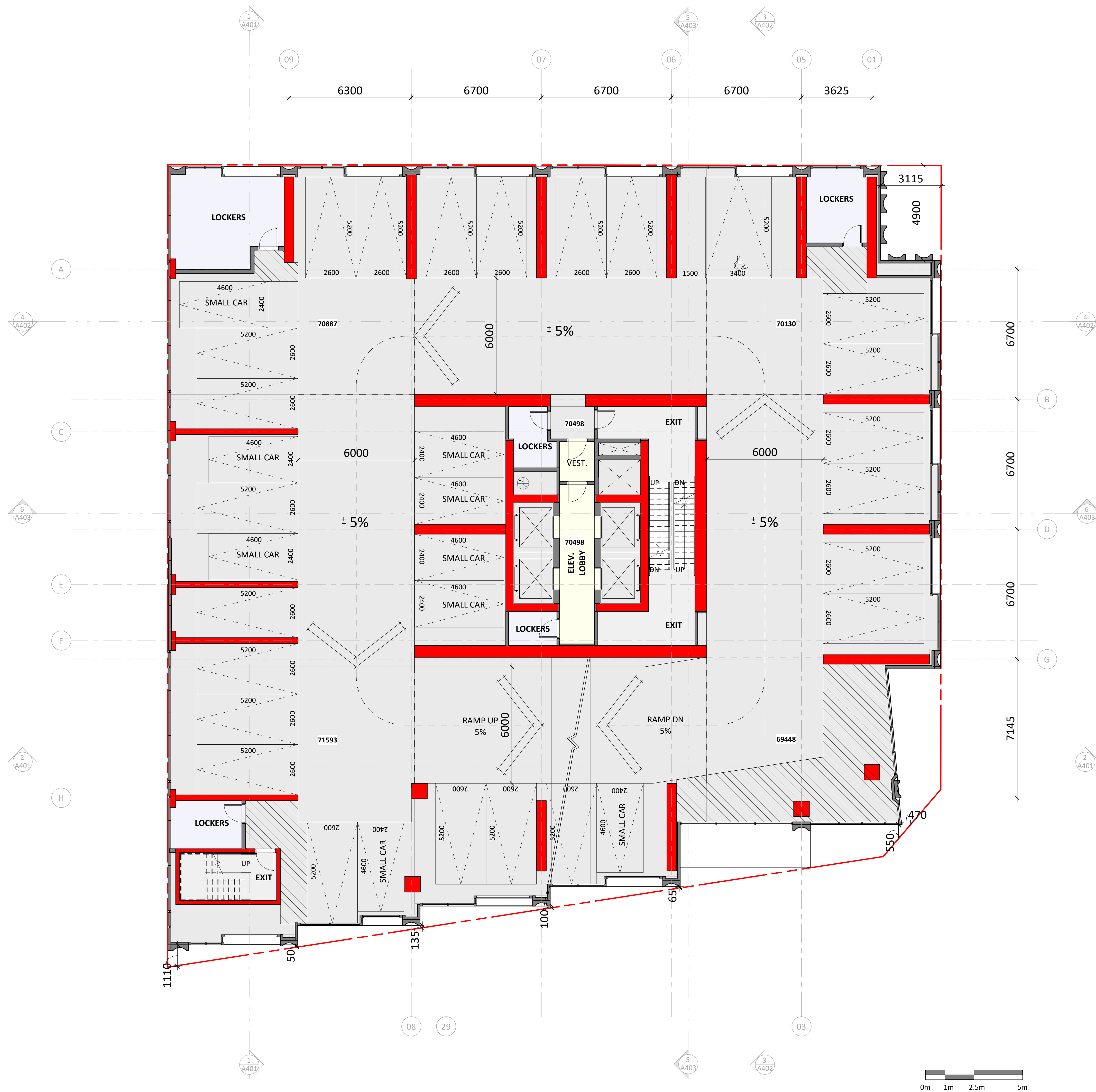
Project number:	2030
Scale:	1 : 100
Sheet Start Date:	12/02/20
Drawn / Checked by:	HPA HPA

Drawing No.: Revision:

**A302**

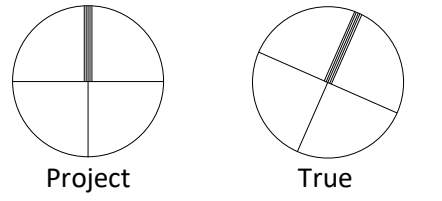






General Notes

- These Contract Documents are the property of the Architect. The Architect bears no responsibility for the interpretations of these documents by the contractor. Upon written application the Architect will provide written/graphic clarification or supplementary information regarding the intent of the Contract Documents. The Architect will review Shop Drawings submitted by the Contractor for design conformance only.
- Drawings are not to be scaled for construction. Contractor to verify all existing conditions and dimensions required to perform the Work and report any discrepancies with the Contract Documents to the Architect before commencing work.
- Positions of exposed or finished mechanical or electrical devices, fittings, and fixtures are indicated on the Architectural drawings. The locations shown on the Architectural drawings govern over the Mechanical and Electrical drawings. Those items not clearly located will be located as directed by the Architect.



NORTH Project True

KEYPLAN

PROJECT TEAM

CLIENT	CLARIDGE HOMES
ARCHITECT	HARIRI PONTARINI ARCHITECTS
LANDSCAPE	JAMES B. LENNOX + ASSOCIATES
PLANNING	FOTENN PLANNING + DESIGN
STRUCTURAL	GOODEVE STRUCTURAL INC.
CIVIL/TRAFFIC	NOVATECH GROUP
GEOTECH	PATERSON GROUP INC.
WIND	GRADIENT WIND ENGINEERING
SURVEYOR	ANNIS, O'SULLIVAN, VOLLEBEKK LTD.

DRAWING STATUS

**NOT FOR CONSTRUCTION**

1	2021-05-10	ISSUED FOR OPA/ZBA/SPA
NO.	YYYY-MM-DD	DESCRIPTION

**HARIRI PONTARINI ARCHITECTS**  
 235 Carlaw Avenue  
 Suite 301  
 Toronto, Canada M4M 2S1  
 tel 416 929 4901  
 fax 416 929 8924  
 info@hp-arch.com  
 hariripontarini.com

Project Title:  
**829 Carling Ave Mixed-Use Development**

829 CARLING AVE, OTTAWA, ON

LEVEL 03

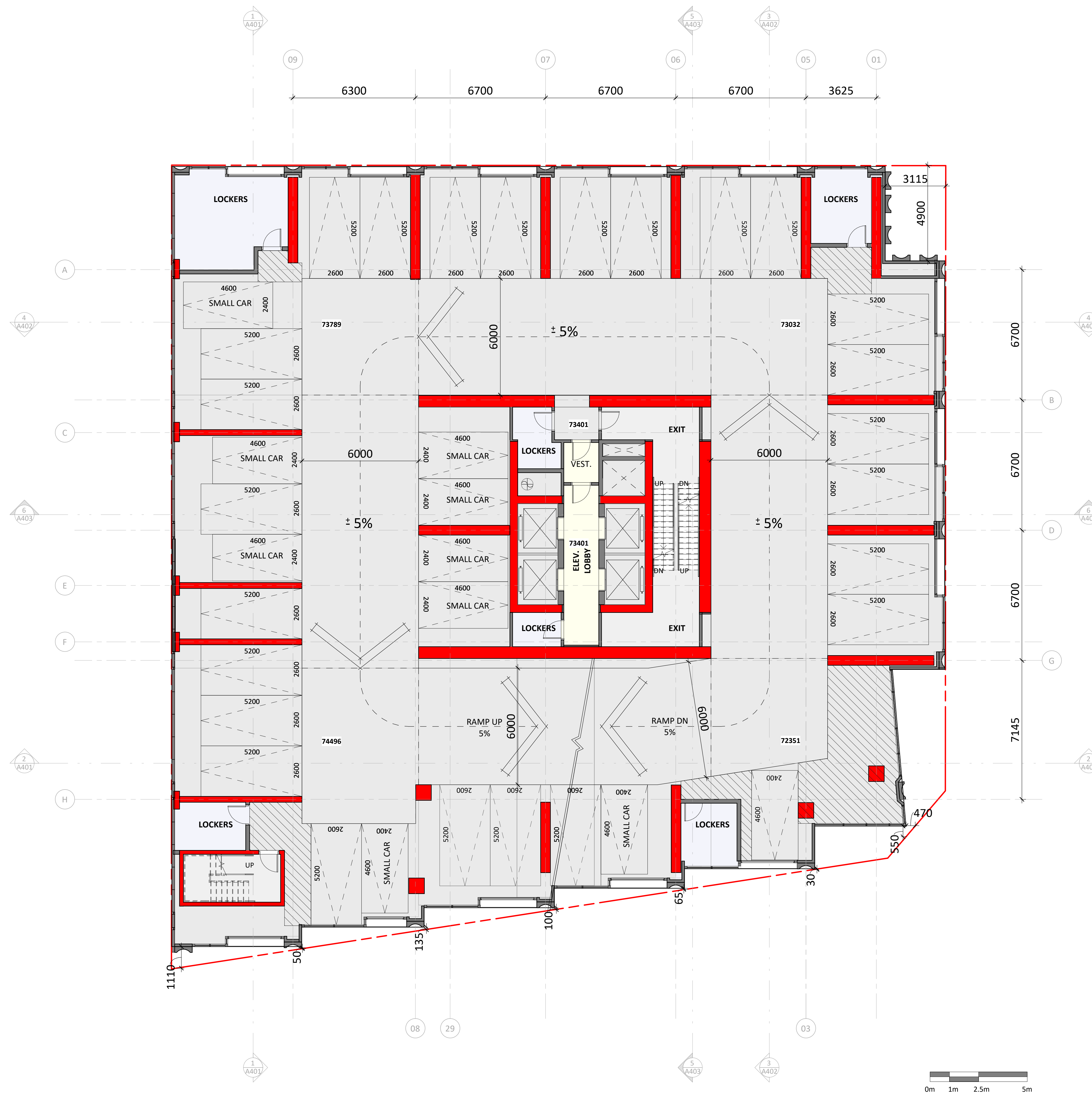
Project number: 2030  
 Scale: 1 : 100  
 Sheet Start Date: 12/02/20  
 Drawn / Checked by: HPA HPA

Drawing No.: Revision:

**A303**

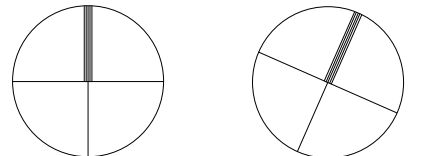






General Notes

- These Contract Documents are the property of the Architect. The Architect bears no responsibility for the interpretations of these documents by the contractor. Upon written application the Architect will provide written/graphic clarification or supplementary information regarding the intent of the Contract Documents. The Architect will review Shop Drawings submitted by the Contractor for design conformance only.
- Drawings are not to be scaled for construction. Contractor to verify all existing conditions and dimensions required to perform the Work and report any discrepancies with the Contract Documents to the Architect before commencing work.
- Positions of exposed or finished mechanical or electrical devices, fittings, and fixtures are indicated on the Architectural drawings. The locations shown on the Architectural drawings govern over the Mechanical and Electrical drawings. Those items not clearly located will be located as directed by the Architect.



NORTH Project True

KEYPLAN

PROJECT TEAM

CLIENT	CLARIDGE HOMES
ARCHITECT	HARIRI PONTARINI ARCHITECTS
LANDSCAPE	JAMES B. LENNOX + ASSOCIATES
PLANNING	FOTENN PLANNING + DESIGN
STRUCTURAL	GOODEVE STRUCTURAL INC.
CIVIL/TRAFFIC	NOVATECH GROUP
GEOTECH	PATERSON GROUP INC.
WIND	GRADIENT WIND ENGINEERING
SURVEYOR	ANNIS, O'SULLIVAN, VOLLEBEKK LTD.

DRAWING STATUS

**NOT FOR CONSTRUCTION**

1	2021-05-10	ISSUED FOR OPA/ZBA/SPA
NO.	YYYY-MM-DD	DESCRIPTION

**HARIRI PONTARINI ARCHITECTS**  
 235 Carlaw Avenue  
 Suite 301  
 Toronto, Canada M4M 2S1  
 tel 416 929 4901  
 fax 416 929 8924  
 info@hp-arch.com  
 hariripontarini.com

Project Title:  
**829 Carling Ave Mixed-Use Development**

829 CARLING AVE, OTTAWA, ON

LEVELS 04-06

Project number:	2030
Scale:	1 : 100
Sheet Start Date:	12/02/20
Drawn / Checked by:	HPA HPA

Drawing No.: Revision:

**A304**





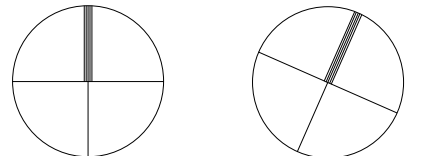






General Notes

- These Contract Documents are the property of the Architect. The Architect bears no responsibility for the interpretations of these documents by the contractor. Upon written application the Architect will provide written clarification or supplementary information regarding the intent of the Contract Documents. The Architect will review Shop Drawings submitted by the Contractor for design conformance only.
- Drawings are not to be scaled for construction. Contractor to verify all existing conditions and dimensions required to perform the Work and report any discrepancies with the Contract Documents to the Architect before commencing work.
- Positions of exposed or finished mechanical or electrical devices, fittings, and fixtures are indicated on the Architectural drawings. The locations shown on the Architectural drawings govern over the Mechanical and Electrical drawings. Those items not clearly located will be located as directed by the Architect.



NORTH Project True

KEYPLAN

PROJECT TEAM

CLIENT	CLARIDGE HOMES
ARCHITECT	HARIRI PONTARINI ARCHITECTS
LANDSCAPE	JAMES B. LENNOX + ASSOCIATES
PLANNING	FOTENN PLANNING + DESIGN
STRUCTURAL	GOODEVE STRUCTURAL INC.
CIVIL/TRAFFIC	NOVATECH GROUP
GEOTECH	PATERSON GROUP INC.
WIND	GRADIENT WIND ENGINEERING
SURVEYOR	ANNIS, O'SULLIVAN, VOLLEBEKK LTD.

DRAWING STATUS

**NOT FOR CONSTRUCTION**

1	2021-05-10	ISSUED FOR OPA/ZBA/SPA
NO.	YYYY-MM-DD	DESCRIPTION

**HARIRI PONTARINI ARCHITECTS**

235 Carlaw Avenue  
Suite 301  
Toronto, Canada M4M 2S1  
tel 416 929 4901  
fax 416 929 8924  
info@hp-arch.com  
hariripontarini.com

Project Title:

**829 Carling Ave Mixed-Use Development**

829 CARLING AVE, OTTAWA, ON

**LEVEL 08**

Project number:	2030
Scale:	1 : 100
Sheet Start Date:	12/02/20
Drawn / Checked by:	HPA HPA

Drawing No.: Revision:

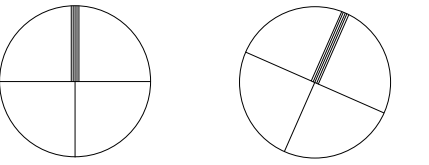
**A306**





General Notes

- These Contract Documents are the property of the Architect. The Architect bears no responsibility for the interpretations of these documents by the contractor. Upon written application the Architect will provide written clarification or supplementary information regarding the intent of the Contract Documents. The Architect will review Shop Drawings submitted by the Contractor for design conformance only.
- Drawings are not to be scaled for construction. Contractor to verify all existing conditions and dimensions required to perform the Work and report any discrepancies with the Contract Documents to the Architect before commencing work.
- Positions of exposed or finished mechanical or electrical devices, fittings, and fixtures are indicated on the Architectural drawings. The locations shown on the Architectural drawings govern over the Mechanical and Electrical drawings. Those items not clearly located will be located as directed by the Architect.



NORTH Project True

KEYPLAN

PROJECT TEAM

CLIENT	CLARIDGE HOMES
ARCHITECT	HARIRI PONTARINI ARCHITECTS
LANDSCAPE	JAMES B. LENNOX + ASSOCIATES
PLANNING	FOTENN PLANNING + DESIGN
STRUCTURAL	GOODEVE STRUCTURAL INC.
CIVIL/TRAFFIC	NOVATECH GROUP
GEOTECH	PATERSON GROUP INC.
WIND	GRADIENT WIND ENGINEERING
SURVEYOR	ANNIS, O'SULLIVAN, VOLLEBEKK LTD.

DRAWING STATUS

**NOT FOR CONSTRUCTION**

1	2021-05-10	ISSUED FOR OPA/ZBA/SPA
NO.	YYYY-MM-DD	DESCRIPTION

**HARIRI PONTARINI ARCHITECTS**  
 235 Carlaw Avenue  
 Suite 301  
 Toronto, Canada M4M 2S1  
 tel 416 929 4901  
 fax 416 929 8924  
 info@hp-arch.com  
 hariripontarini.com

Project Title:  
**829 Carling Ave Mixed-Use Development**

829 CARLING AVE, OTTAWA, ON

LEVELS 09-11

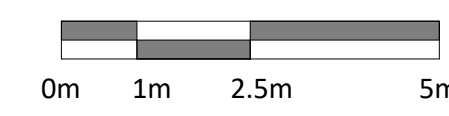
Project number: 2030  
 Scale: 1 : 100  
 Sheet Start Date: 12/04/20  
 Drawn / Checked by: HPA HPA

Drawing No.: A307 Revision:

**A307**



FLOOR PLATE GFA AT LEVEL 9-11:  
 711.43 M<sup>2</sup>/7,658 FT<sup>2</sup>



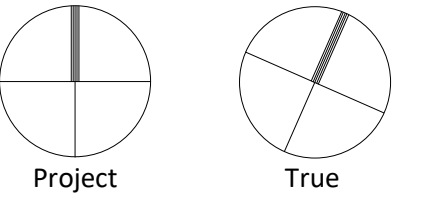


FLOOR PLATE GFA AT LEVEL 12-14:  
705.21 M<sup>2</sup>/7,591 FT<sup>2</sup>



General Notes

- These Contract Documents are the property of the Architect. The Architect bears no responsibility for the interpretations of these documents by the contractor. Upon written application the Architect will provide written clarification or supplementary information regarding the intent of the Contract Documents. The Architect will review Shop Drawings submitted by the Contractor for design conformance only.
- Drawings are not to be scaled for construction. Contractor to verify all existing conditions and dimensions required to perform the Work and report any discrepancies with the Contract Documents to the Architect before commencing work.
- Positions of exposed or finished mechanical or electrical devices, fittings, and fixtures are indicated on the Architectural drawings. The locations shown on the Architectural drawings govern over the Mechanical and Electrical drawings. Those items not clearly located will be located as directed by the Architect.



KEYPLAN

PROJECT TEAM

CLIENT	CLARIDGE HOMES
ARCHITECT	HARIRI PONTARINI ARCHITECTS
LANDSCAPE	JAMES B. LENNOX + ASSOCIATES
PLANNING	FOTENN PLANNING + DESIGN
STRUCTURAL	GOODEVE STRUCTURAL INC.
CIVIL/TRAFFIC	NOVATECH GROUP
GEOTECH	PATERSON GROUP INC.
WIND	GRADIENT WIND ENGINEERING
SURVEYOR	ANNIS, O'SULLIVAN, VOLLEBEKK LTD.

DRAWING STATUS

**NOT FOR CONSTRUCTION**

1	2021-05-10	ISSUED FOR OPA/ZBA/SPA
NO.	YYYY-MM-DD	DESCRIPTION

**HARIRI PONTARINI ARCHITECTS**  
235 Carlaw Avenue  
Suite 301  
Toronto, Canada M4M 2S1  
tel 416 929 4901  
fax 416 929 8924  
info@hp-arch.com  
hariripontarini.com

Project Title:  
**829 Carling Ave Mixed-Use Development**

829 CARLING AVE, OTTAWA, ON

LEVELS 12-14

Project number: 2030  
Scale: 1 : 100  
Sheet Start Date: 12/04/20  
Drawn / Checked by: HPA HPA

Drawing No.: Revision:

**A308**



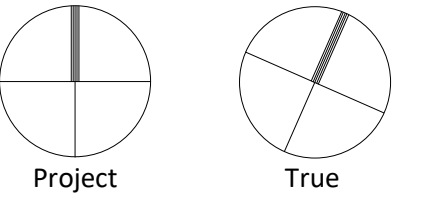


FLOOR PLATE GFA AT LEVEL 15-17:  
693.13 M<sup>2</sup>/7,461 FT<sup>2</sup>



General Notes

- These Contract Documents are the property of the Architect. The Architect bears no responsibility for the interpretations of these documents by the contractor. Upon written application the Architect will provide written/graphic clarification or supplementary information regarding the intent of the Contract Documents. The Architect will review Shop Drawings submitted by the Contractor for design conformance only.
- Drawings are not to be scaled for construction. Contractor to verify all existing conditions and dimensions required to perform the Work and report any discrepancies with the Contract Documents to the Architect before commencing work.
- Positions of exposed or finished mechanical or electrical devices, fittings, and fixtures are indicated on the Architectural drawings. The locations shown on the Architectural drawings govern over the Mechanical and Electrical drawings. Those items not clearly located will be located as directed by the Architect.



KEYPLAN

PROJECT TEAM

CLIENT	CLARIDGE HOMES
ARCHITECT	HARIRI PONTARINI ARCHITECTS
LANDSCAPE	JAMES B. LENNOX + ASSOCIATES
PLANNING	FOTENN PLANNING + DESIGN
STRUCTURAL	GOODEVE STRUCTURAL INC.
CIVIL/TRAFFIC	NOVATECH GROUP
GEOTECH	PATERSON GROUP INC.
WIND	GRADIENT WIND ENGINEERING
SURVEYOR	ANNIS, O'SULLIVAN, VOLLEBEKK LTD.

DRAWING STATUS

**NOT FOR CONSTRUCTION**

1	2021-05-10	ISSUED FOR OPA/ZBA/SPA
NO.	YYYY-MM-DD	DESCRIPTION

**HARIRI PONTARINI ARCHITECTS**  
235 Carlaw Avenue  
Suite 301  
Toronto, Canada M4M 2S1  
tel 416 929 4901  
fax 416 929 8924  
info@hp-arch.com  
hariripontarini.com

Project Title:  
**829 Carling Ave Mixed-Use Development**

829 CARLING AVE, OTTAWA, ON

LEVELS 15-17

Project number:	2030
Scale:	1 : 100
Sheet Start Date:	12/04/2020
Drawn / Checked by:	HPA HPA

Drawing No.: Revision:

**A309**



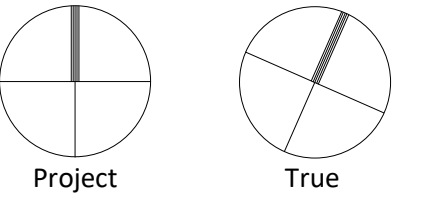


FLOOR PLATE GFA AT LEVEL 18-20:  
687.19 M<sup>2</sup>/7,397 FT<sup>2</sup>



General Notes

- These Contract Documents are the property of the Architect. The Architect bears no responsibility for the interpretations of these documents by the contractor. Upon written application the Architect will provide written/graphic clarification or supplementary information regarding the intent of the Contract Documents. The Architect will review Shop Drawings submitted by the Contractor for design conformance only.
- Drawings are not to be scaled for construction. Contractor to verify all existing conditions and dimensions required to perform the Work and report any discrepancies with the Contract Documents to the Architect before commencing work.
- Positions of exposed or finished mechanical or electrical devices, fittings, and fixtures are indicated on the Architectural drawings. The locations shown on the Architectural drawings govern over the Mechanical and Electrical drawings. Those items not clearly located will be located as directed by the Architect.



KEYPLAN

PROJECT TEAM

CLIENT	CLARIDGE HOMES
ARCHITECT	HARIRI PONTARINI ARCHITECTS
LANDSCAPE	JAMES B. LENNOX + ASSOCIATES
PLANNING	FOTENN PLANNING + DESIGN
STRUCTURAL	GOODEVE STRUCTURAL INC.
CIVIL/TRAFFIC	NOVATECH GROUP
GEOTECH	PATERSON GROUP INC.
WIND	GRADIENT WIND ENGINEERING
SURVEYOR	ANNIS, O'SULLIVAN, VOLLEBEKK LTD.

DRAWING STATUS

**NOT FOR CONSTRUCTION**

1	2021-05-10	ISSUED FOR OPA/ZBA/SPA
NO.	YYYY-MM-DD	DESCRIPTION

**HARIRI PONTARINI ARCHITECTS**  
235 Carlaw Avenue  
Suite 301  
Toronto, Canada M4M 2S1  
tel 416 929 4901  
fax 416 929 8924  
info@hp-arch.com  
hariripontarini.com

Project Title:  
**829 Carling Ave Mixed-Use Development**

829 CARLING AVE, OTTAWA, ON

LEVELS 18-20

Project number: 2030  
Scale: 1 : 100  
Sheet Start Date: 12/04/20  
Drawn / Checked by: HPA HPA

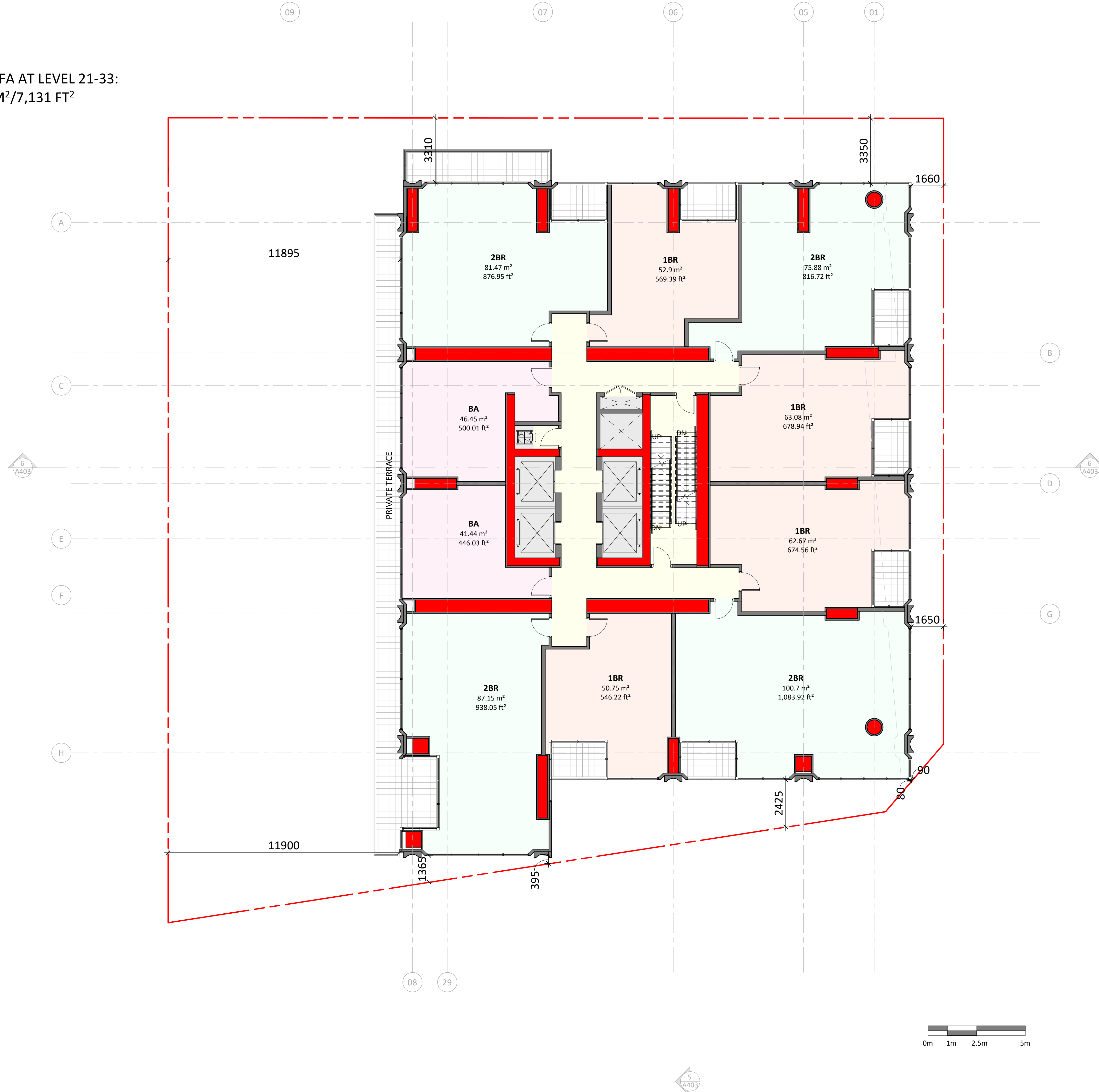
Drawing No.: Revision:

**A310**



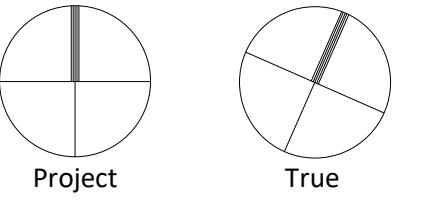


FLOOR PLATE GFA AT LEVEL 21-33:  
662.47 M<sup>2</sup>/7,131 FT<sup>2</sup>



General Notes

- These Contract Documents are the property of the Architect. The Architect bears no responsibility for the interpretations of these documents by the contractor. Upon written application the Architect will provide written clarification or supplementary information regarding the intent of the Contract Documents. The Architect will review Shop Drawings submitted by the Contractor for design conformance only.
- Drawings are not to be scaled for construction. Contractor to verify all existing conditions and dimensions required to perform the Work and report any discrepancies with the Contract Documents to the Architect before commencing work.
- Positions of exposed or finished mechanical or electrical devices, fittings, and fixtures are indicated on the Architectural drawings. The locations shown on the Architectural drawings govern over the Mechanical and Electrical drawings. Those items not clearly located will be located as directed by the Architect.



KEYPLAN

PROJECT TEAM

CLIENT	CLARIDGE HOMES
ARCHITECT	HARIRI PONTARINI ARCHITECTS
LANDSCAPE	JAMES B. LENNOX + ASSOCIATES
PLANNING	FOTENN PLANNING + DESIGN
STRUCTURAL	GOODEVE STRUCTURAL INC.
CIVIL/TRAFFIC	NOVATECH GROUP
GEOTECH	PATERSON GROUP INC.
WIND	GRADIENT WIND ENGINEERING
SURVEYOR	ANNIS, O'SULLIVAN, VOLLEBEKK LTD.

DRAWING STATUS

**NOT FOR CONSTRUCTION**

1	2021-05-10	ISSUED FOR OPA/ZBA/SPA
NO.	YYYY-MM-DD	DESCRIPTION

**HARIRI PONTARINI ARCHITECTS**  
235 Carlaw Avenue  
Suite 301  
Toronto, Canada M4M 2S1  
tel 416 929 4901  
fax 416 929 8924  
info@hp-arch.com  
hariripontarini.com

Project Title:  
**829 Carling Ave Mixed-Use Development**

829 CARLING AVE, OTTAWA, ON

LEVELS 21-33

Project number:	2030
Scale:	1 : 100
Sheet Start Date:	12/04/20
Drawn / Checked by:	HPA HPA

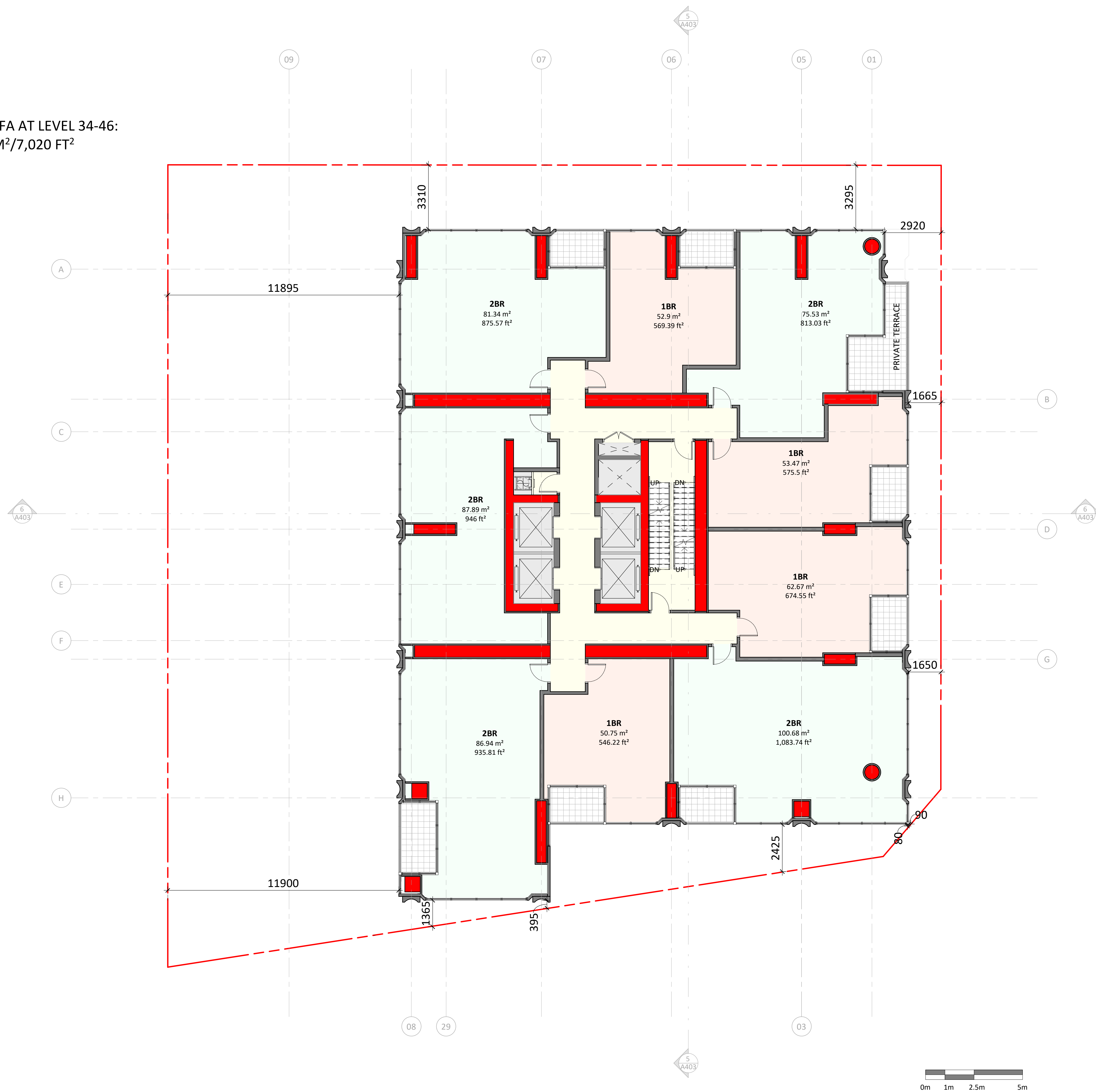
Drawing No.: Revision:

**A311**



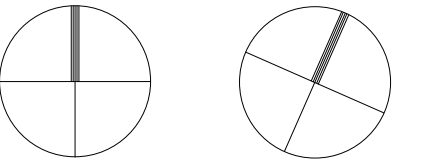


FLOOR PLATE GFA AT LEVEL 34-46:  
652.16 M<sup>2</sup>/7,020 FT<sup>2</sup>



General Notes

- These Contract Documents are the property of the Architect. The Architect bears no responsibility for the interpretations of these documents by the contractor. Upon written application the Architect will provide written clarification or supplementary information regarding the intent of the Contract Documents. The Architect will review Shop Drawings submitted by the Contractor for design conformance only.
- Drawings are not to be scaled for construction. Contractor to verify all existing conditions and dimensions required to perform the Work and report any discrepancies with the Contract Documents to the Architect before commencing work.
- Positions of exposed or finished mechanical or electrical devices, fittings, and fixtures are indicated on the Architectural drawings. The locations shown on the Architectural drawings govern over the Mechanical and Electrical drawings. Those items not clearly located will be located as directed by the Architect.



NORTH

KEYPLAN

PROJECT TEAM

CLIENT	CLARIDGE HOMES
ARCHITECT	HARIRI PONTARINI ARCHITECTS
LANDSCAPE	JAMES B. LENNOX + ASSOCIATES
PLANNING	FOTENN PLANNING + DESIGN
STRUCTURAL	GOODEVE STRUCTURAL INC.
CIVIL/TRAFFIC	NOVATECH GROUP
GEOTECH	PATERSON GROUP INC.
WIND	GRADIENT WIND ENGINEERING
SURVEYOR	ANNIS, O'SULLIVAN, VOLLEBEKK LTD.

DRAWING STATUS

**NOT FOR CONSTRUCTION**

1	2021-05-10	ISSUED FOR OPA/ZBA/SPA
NO.	YYYY-MM-DD	DESCRIPTION

**HARIRI PONTARINI ARCHITECTS**

235 Carlaw Avenue  
Suite 301  
Toronto, Canada M4M 2S1  
tel 416 929 4901  
fax 416 929 8924  
info@hp-arch.com  
hariripontarini.com

Project Title:

**829 Carling Ave Mixed-Use Development**

829 CARLING AVE, OTTAWA, ON

**LEVELS 34-46**

Project number:	2030
Scale:	1 : 100
Sheet Start Date:	12/04/20
Drawn / Checked by:	HPA HPA

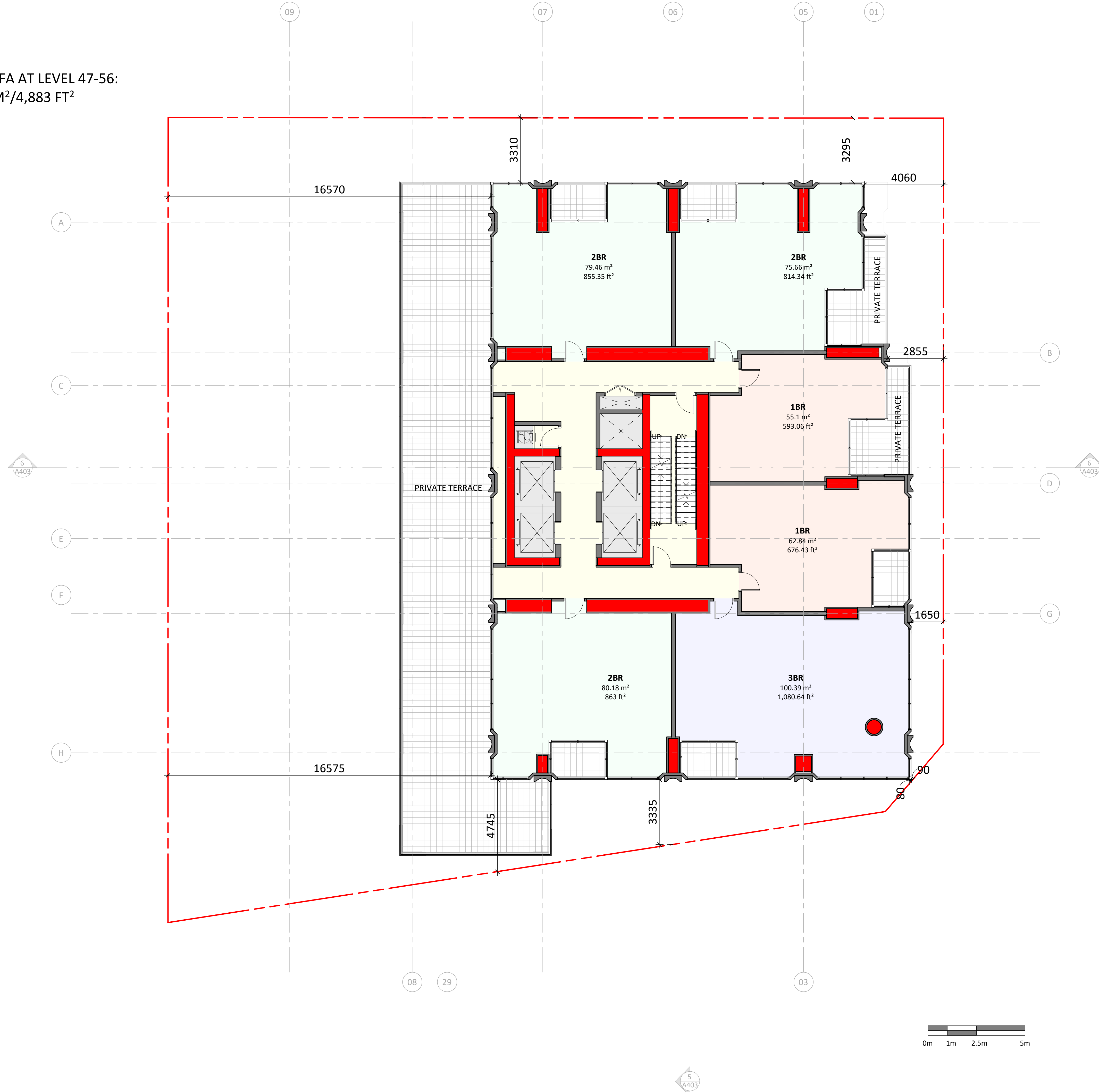
Drawing No.: Revision:

**A312**



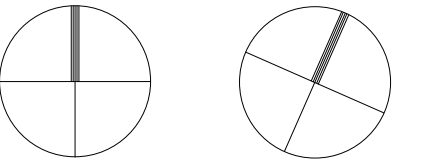


FLOOR PLATE GFA AT LEVEL 47-56:  
453.63 M<sup>2</sup>/4,883 FT<sup>2</sup>



General Notes

- These Contract Documents are the property of the Architect. The Architect bears no responsibility for the interpretations of these documents by the contractor. Upon written application the Architect will provide written clarification or supplementary information regarding the intent of the Contract Documents. The Architect will review Shop Drawings submitted by the Contractor for design conformance only.
- Drawings are not to be scaled for construction. Contractor to verify all existing conditions and dimensions required to perform the Work and report any discrepancies with the Contract Documents to the Architect before commencing work.
- Positions of exposed or finished mechanical or electrical devices, fittings, and fixtures are indicated on the Architectural drawings. The locations shown on the Architectural drawings govern over the Mechanical and Electrical drawings. Those items not clearly located will be located as directed by the Architect.



NORTH Project True

KEYPLAN

PROJECT TEAM

- CLIENT CLARIDGE HOMES  
 ARCHITECT HARIRI PONTARINI ARCHITECTS  
 LANDSCAPE JAMES B. LENNOX + ASSOCIATES  
 PLANNING FOTENN PLANNING + DESIGN  
 STRUCTURAL GOODEVE STRUCTURAL INC.  
 CIVIL/TRAFFIC NOVATECH GROUP  
 GEOTECH PATERSON GROUP INC.  
 WIND GRADIENT WIND ENGINEERING  
 SURVEYOR ANNIS, O'SULLIVAN, VOLLEBEKK LTD.

DRAWING STATUS

**NOT FOR CONSTRUCTION**

NO.	DATE	DESCRIPTION
1	2021-05-10	ISSUED FOR OPA/ZBA/SPA

**HARIRI PONTARINI ARCHITECTS**  
 235 Carlaw Avenue  
 Suite 301  
 Toronto, Canada M4M 2S1  
 tel 416 929 4901  
 fax 416 929 8924  
 info@hp-arch.com  
 hariripontarini.com

Project Title:  
**829 Carling Ave Mixed-Use Development**

829 CARLING AVE, OTTAWA, ON

LEVELS 47-56

Project number: 2030  
 Scale: 1 : 100  
 Sheet Start Date: 12/04/20  
 Drawn / Checked by: HPA HPA

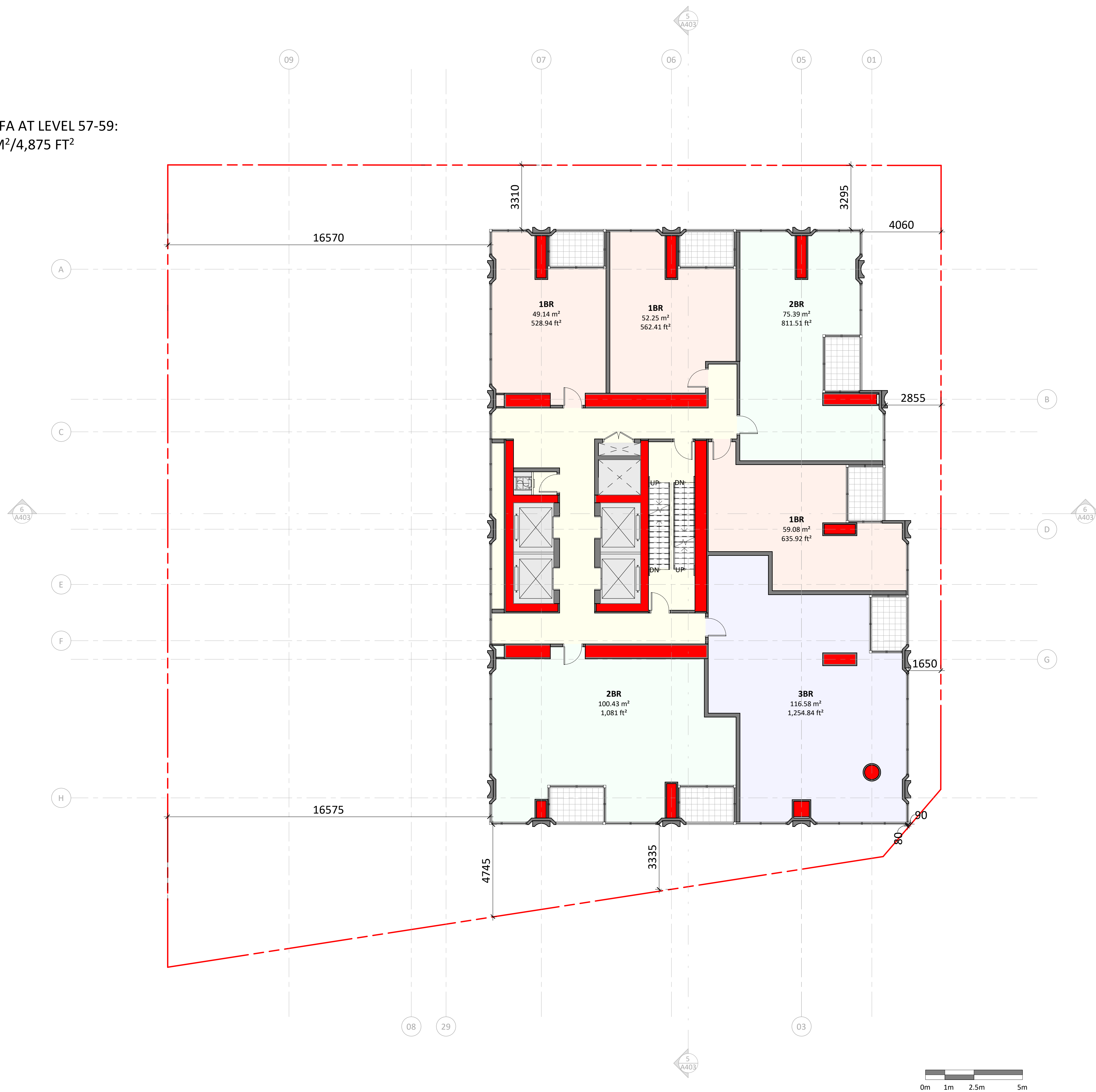
Drawing No.: Revision:

**A313**



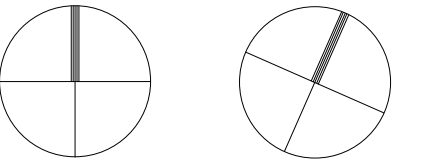


FLOOR PLATE GFA AT LEVEL 57-59:  
452.87 M<sup>2</sup>/4,875 FT<sup>2</sup>



General Notes

- These Contract Documents are the property of the Architect. The Architect bears no responsibility for the interpretations of these documents by the contractor. Upon written application the Architect will provide written/graphic clarification or supplementary information regarding the intent of the Contract Documents. The Architect will review Shop Drawings submitted by the Contractor for design conformance only.
- Drawings are not to be scaled for construction. Contractor to verify all existing conditions and dimensions required to perform the Work and report any discrepancies with the Contract Documents to the Architect before commencing work.
- Positions of exposed or finished mechanical or electrical devices, fittings, and fixtures are indicated on the Architectural drawings. The locations shown on the Architectural drawings govern over the Mechanical and Electrical drawings. Those items not clearly located will be located as directed by the Architect.



NORTH

KEYPLAN

PROJECT TEAM

CLIENT	CLARIDGE HOMES
ARCHITECT	HARIRI PONTARINI ARCHITECTS
LANDSCAPE	JAMES B. LENNOX + ASSOCIATES
PLANNING	FOTENN PLANNING + DESIGN
STRUCTURAL	GOODEVE STRUCTURAL INC.
CIVIL/TRAFFIC	NOVATECH GROUP
GEOTECH	PATERSON GROUP INC.
WIND	GRADIENT WIND ENGINEERING
SURVEYOR	ANNIS, O'SULLIVAN, VOLLEBEKK LTD.

DRAWING STATUS

1	2021-05-10	ISSUED FOR OPA/ZBA/SPA
NO.	YYYY-MM-DD	DESCRIPTION

**HARIRI PONTARINI ARCHITECTS**

235 Carlaw Avenue  
Suite 301  
Toronto, Canada M4M 2S1  
tel 416 929 4901  
fax 416 929 8924  
info@hp-arch.com  
hariripontarini.com

Project Title:

**829 Carling Ave Mixed-Use Development**

829 CARLING AVE, OTTAWA, ON

LEVELS 57-59

Project number:	2030
Scale:	1 : 100
Sheet Start Date:	12/17/20
Drawn / Checked by:	Author Checker

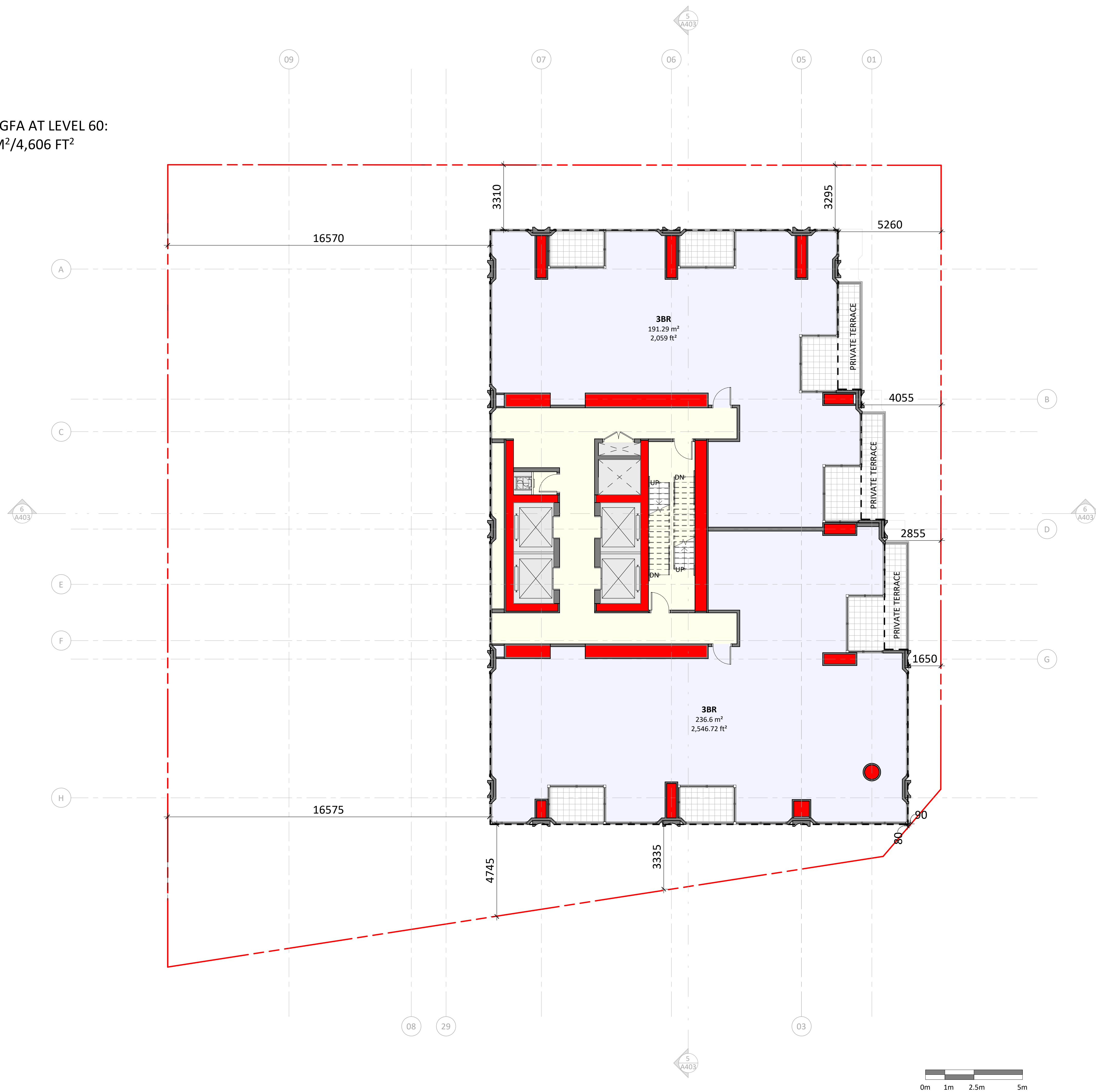
Drawing No.: Revision:

**A314**



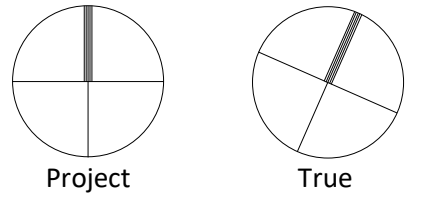


FLOOR PLATE GFA AT LEVEL 60:  
527.89 M<sup>2</sup>/4,606 FT<sup>2</sup>



General Notes

- These Contract Documents are the property of the Architect. The Architect bears no responsibility for the interpretations of these documents by the contractor. Upon written application the Architect will provide written clarification or supplementary information regarding the intent of the Contract Documents. The Architect will review Shop Drawings submitted by the Contractor for design conformance only.
- Drawings are not to be scaled for construction. Contractor to verify all existing conditions and dimensions required to perform the Work and report any discrepancies with the Contract Documents to the Architect before commencing work.
- Positions of exposed or finished mechanical or electrical devices, fittings, and fixtures are indicated on the Architectural drawings. The locations shown on the Architectural drawings govern over the Mechanical and Electrical drawings. Those items not clearly located will be located as directed by the Architect.



KEYPLAN

PROJECT TEAM

CLIENT	CLARIDGE HOMES
ARCHITECT	HARIRI PONTARINI ARCHITECTS
LANDSCAPE	JAMES B. LENNOX + ASSOCIATES
PLANNING	FOTENN PLANNING + DESIGN
STRUCTURAL	GOODEVE STRUCTURAL INC.
CIVIL/TRAFFIC	NOVATECH GROUP
GEOTECH	PATERSON GROUP INC.
WIND	GRADIENT WIND ENGINEERING
SURVEYOR	ANNIS, O'SULLIVAN, VOLLEBEKK LTD.

DRAWING STATUS

**NOT FOR CONSTRUCTION**

1	2021-05-10	ISSUED FOR OPA/ZBA/SPA
NO.	YYYY-MM-DD	DESCRIPTION

**HARIRI PONTARINI ARCHITECTS**  
235 Carlaw Avenue  
Suite 301  
Toronto, Canada M4M 2S1  
tel 416 929 4901  
fax 416 929 8924  
info@hp-arch.com  
hariripontarini.com

Project Title:  
**829 Carling Ave Mixed-Use Development**

829 CARLING AVE, OTTAWA, ON

LEVEL 60

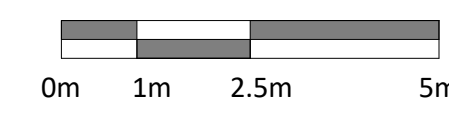
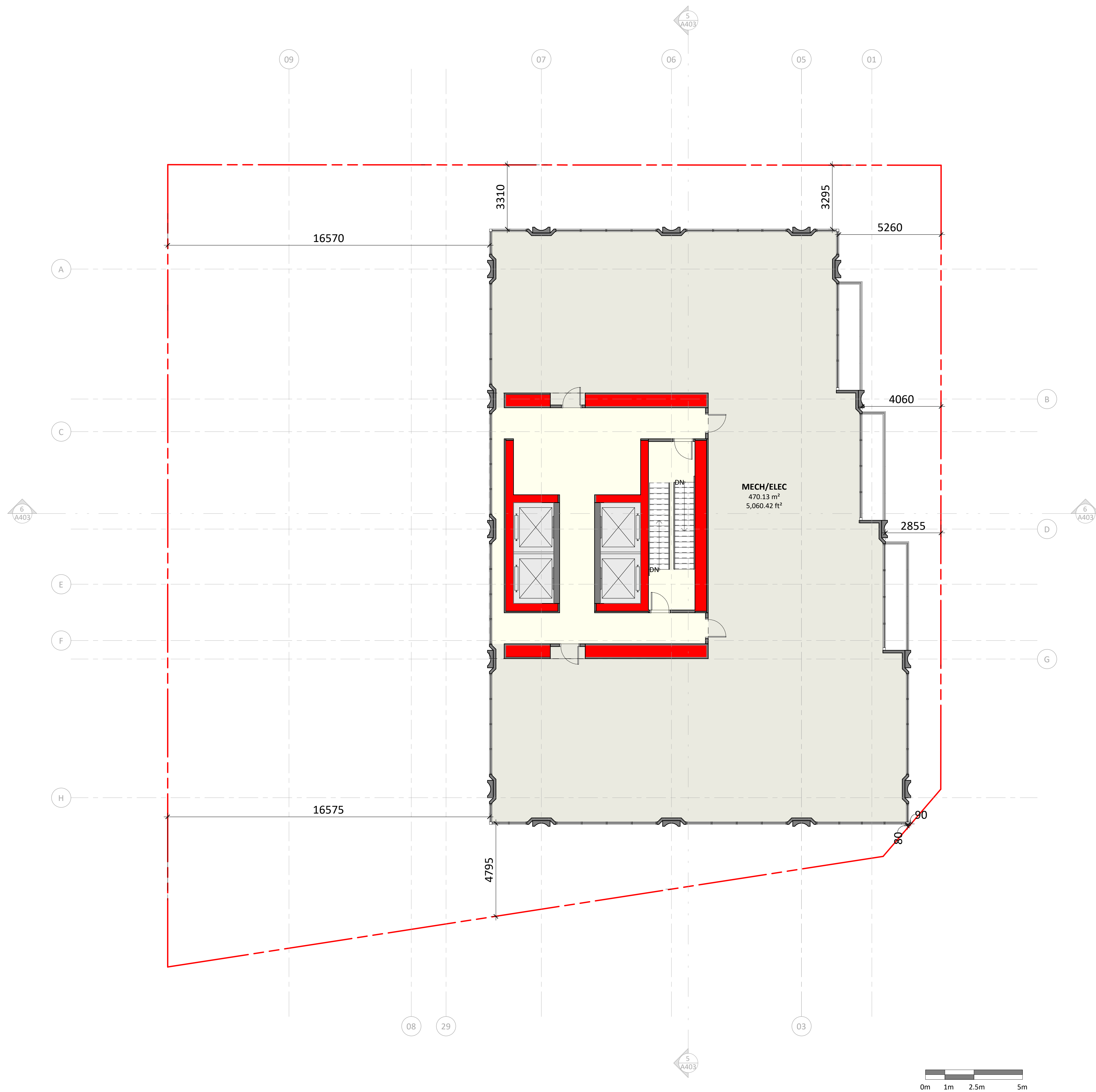
Project number:	2030
Scale:	1 : 100
Sheet Start Date:	12/04/20
Drawn / Checked by:	HPA HPA

Drawing No.: Revision:

**A315**

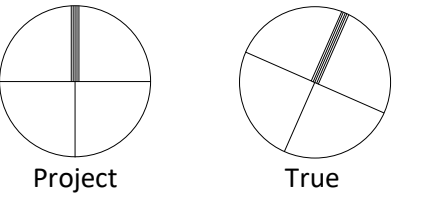






General Notes

- These Contract Documents are the property of the Architect. The Architect bears no responsibility for the interpretations of these documents by the contractor. Upon written application the Architect will provide written/graphic clarification or supplementary information regarding the intent of the Contract Documents. The Architect will review Shop Drawings submitted by the Contractor for design conformance only.
- Drawings are not to be scaled for construction. Contractor to verify all existing conditions and dimensions required to perform the Work and report any discrepancies with the Contract Documents to the Architect before commencing work.
- Positions of exposed or finished mechanical or electrical devices, fittings, and fixtures are indicated on the Architectural drawings. The locations shown on the Architectural drawings govern over the Mechanical and Electrical drawings. Those items not clearly located will be located as directed by the Architect.



NORTH

KEYPLAN

PROJECT TEAM

CLIENT	CLARIDGE HOMES
ARCHITECT	HARIRI PONTARINI ARCHITECTS
LANDSCAPE	JAMES B. LENNOX + ASSOCIATES
PLANNING	FOTENN PLANNING + DESIGN
STRUCTURAL	GOODEVE STRUCTURAL INC.
CIVIL/TRAFFIC	NOVATECH GROUP
GEOTECH	PATERSON GROUP INC.
WIND	GRADIENT WIND ENGINEERING
SURVEYOR	ANNIS, O'SULLIVAN, VOLLEBEKK LTD.

DRAWING STATUS

1	2021-05-10	ISSUED FOR OPA/ZBA/SPA
NO.	YYYY-MM-DD	DESCRIPTION

**HARIRI PONTARINI ARCHITECTS**

235 Carlaw Avenue  
Suite 301  
Toronto, Canada M4M 2S1  
tel 416 929 4901  
fax 416 929 8924  
info@hp-arch.com  
hariripontarini.com

Project Title:

**829 Carling Ave Mixed-Use Development**

829 CARLING AVE, OTTAWA, ON

Level MPH

Project number:	2030
Scale:	1 : 100
Sheet Start Date:	03/09/21
Drawn / Checked by:	Author Checker

Drawing No.: Revision:

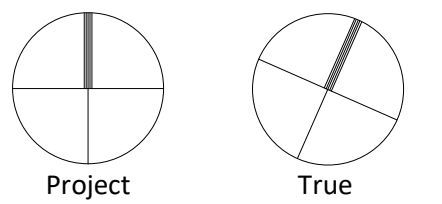
**A316**





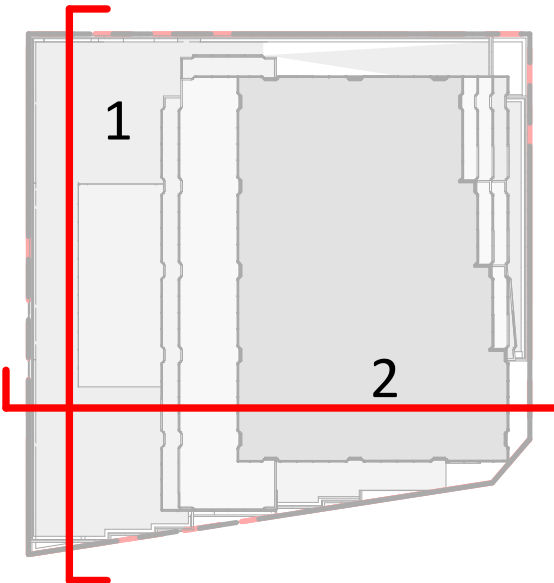
General Notes

- These Contract Documents are the property of the Architect. The Architect bears no responsibility for the interpretations of these documents by the contractor. Upon written application the Architect will provide written clarification or supplementary information regarding the intent of the Contract Documents. The Architect will review Shop Drawings submitted by the Contractor for design conformance only.
- Drawings are not to be scaled for construction. Contractor to verify all existing conditions and dimensions required to perform the Work and report any discrepancies with the Contract Documents to the Architect before commencing work.
- Positions of exposed or finished mechanical or electrical devices, fittings, and fixtures are indicated on the Architectural drawings. The locations shown on the Architectural drawings govern over the Mechanical and Electrical drawings. Those items not clearly located will be located as directed by the Architect.



NORTH Project True

KEYPLAN



PROJECT TEAM

CLIENT	CLARIDGE HOMES
ARCHITECT	HARIRI PONTARINI ARCHITECTS
LANDSCAPE	JAMES B. LENNOX + ASSOCIATES
PLANNING	FOTENN PLANNING + DESIGN
STRUCTURAL	GOODEVE STRUCTURAL INC.
CIVIL/TRAFFIC	NOVATECH GROUP
GEOTECH	PATERSON GROUP INC.
WIND	GRADIENT WIND ENGINEERING
SURVEYOR	ANNIS, O'SULLIVAN, VOLLEBEKK LTD.

DRAWING STATUS

**NOT FOR CONSTRUCTION**

1	2021-05-10	ISSUED FOR OPA/ZBA/SPA
NO.	YYYY-MM-DD	DESCRIPTION

**HARIRI PONTARINI ARCHITECTS**  
 235 Carlaw Avenue  
 Suite 301  
 Toronto, Canada M4M 2S1  
 tel 416 929 4901  
 fax 416 929 8924  
 info@hp-arch.com  
 hariripontarini.com

Project Title:  
**829 Carling Ave Mixed-Use Development**

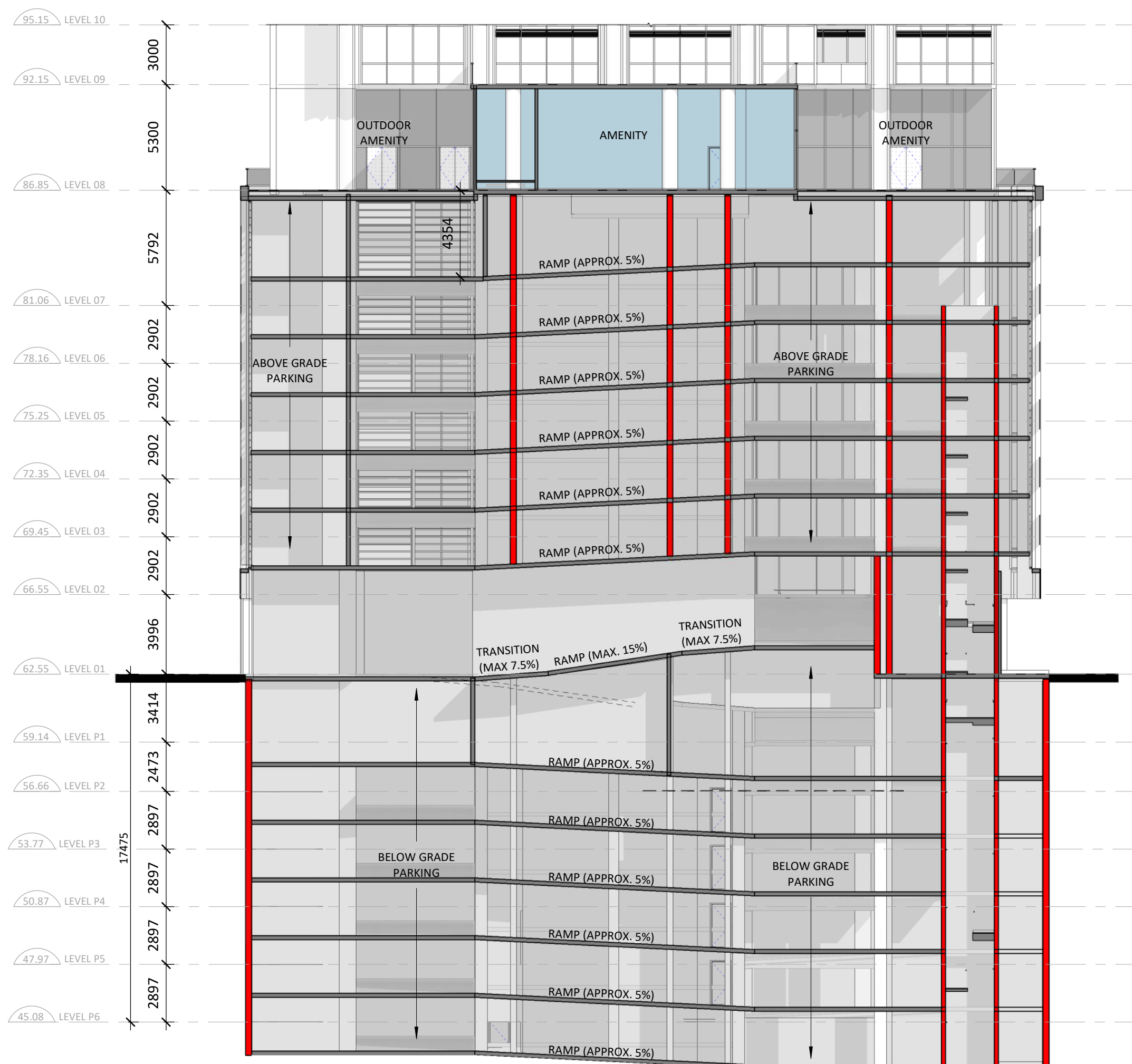
829 CARLING AVE, OTTAWA, ON

PODIUM SECTIONS

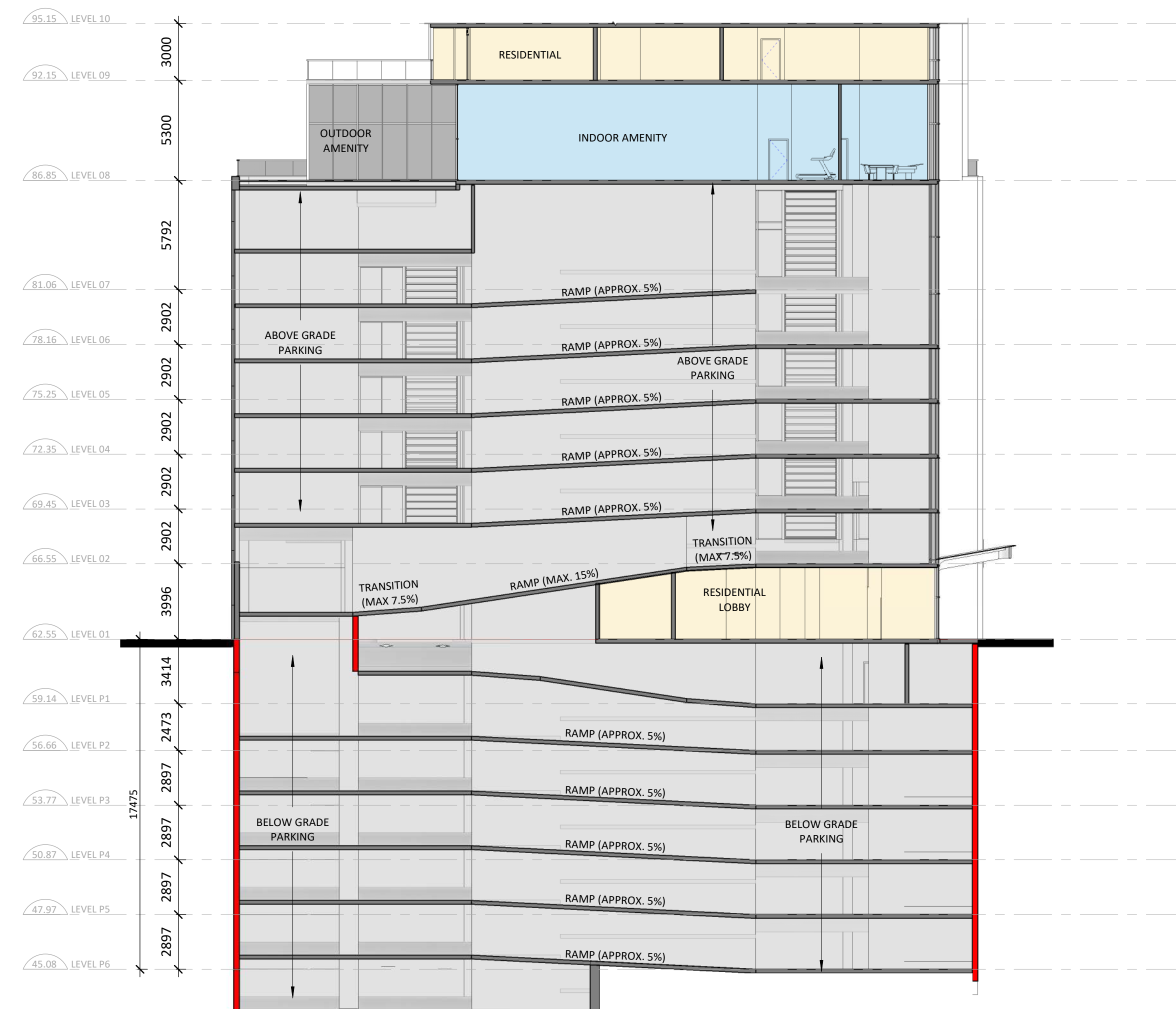
Project number:	2030
Scale:	As indicated
Sheet Start Date:	11/23/20
Drawn / Checked by:	HPA HPA

Drawing No.: Revision:

**A401**

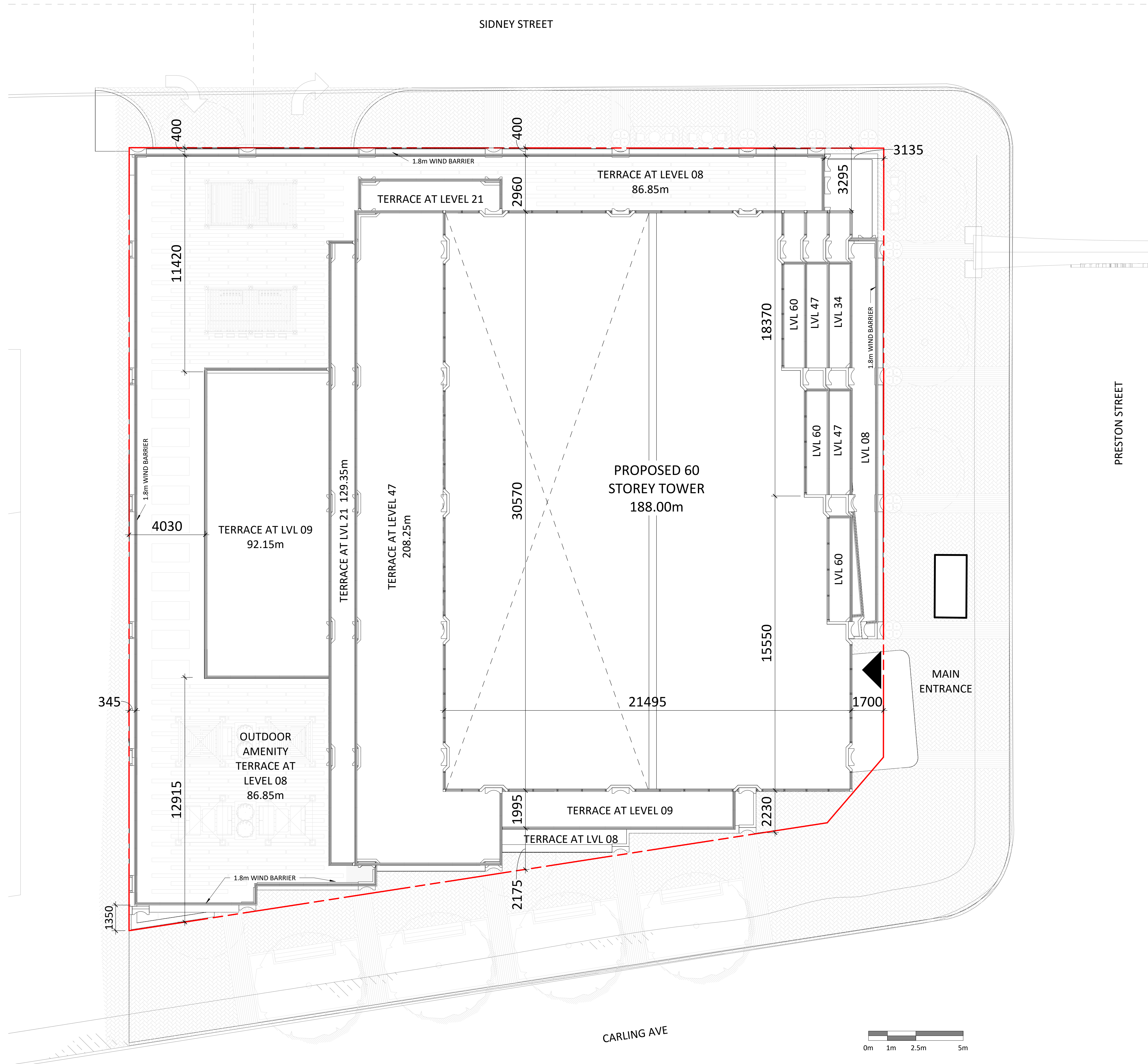


**1 Section 1**  
 A401 1:200



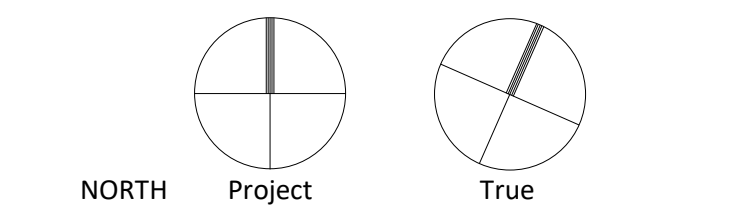
**2 Section 2**  
 A401 1:200





General Notes

- These Contract Documents are the property of the Architect. The Architect bears no responsibility for the interpretations of these documents by the contractor. Upon written application the Architect will provide written/graphic clarification or supplementary information regarding the intent of the Contract Documents. The Architect will review Shop Drawings submitted by the Contractor for design conformance only.
- Drawings are not to be scaled for construction. Contractor to verify all existing conditions and dimensions required to perform the Work and report any discrepancies with the Contract Documents to the Architect before commencing work.
- Positions of exposed or finished mechanical or electrical devices, fittings, and fixtures are indicated on the Architectural drawings. The locations shown on the Architectural drawings govern over the Mechanical and Electrical drawings. Those items not clearly located will be located as directed by the Architect.



KEYPLAN

PROJECT TEAM

CLIENT	CLARIDGE HOMES
ARCHITECT	HARIRI PONTARINI ARCHITECTS
LANDSCAPE	JAMES B. LENNOX + ASSOCIATES
PLANNING	FOTENN PLANNING + DESIGN
STRUCTURAL	GOODEVE STRUCTURAL INC.
CIVIL/TRAFFIC	NOVATECH GROUP
GEOTECH	PATERSON GROUP INC.
WIND	GRADIENT WIND ENGINEERING
SURVEYOR	ANNIS, O'SULLIVAN, VOLLEBEKK LTD.

DRAWING STATUS

1	2021-05-10	ISSUED FOR OPA/ZBA/SPA
NO.	YYYY-MM-DD	DESCRIPTION

**HARIRI PONTARINI ARCHITECTS**  
 235 Carlaw Avenue  
 Suite 301  
 Toronto, Canada M4M 2S1  
 tel 416 929 4901  
 fax 416 929 8924  
 info@hp-arch.com  
 hariripontarini.com

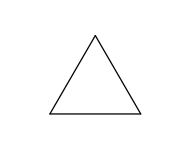
Project Title:  
**829 Carling Ave Mixed-Use Development**

829 CARLING AVE, OTTAWA, ON

ROOF PLAN

Project number:	2030
Scale:	1 : 100
Sheet Start Date:	03/22/21
Drawn / Checked by:	Author Checker
Drawing No.:	Revision:

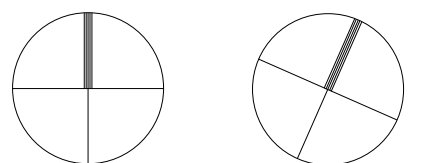
**A317**





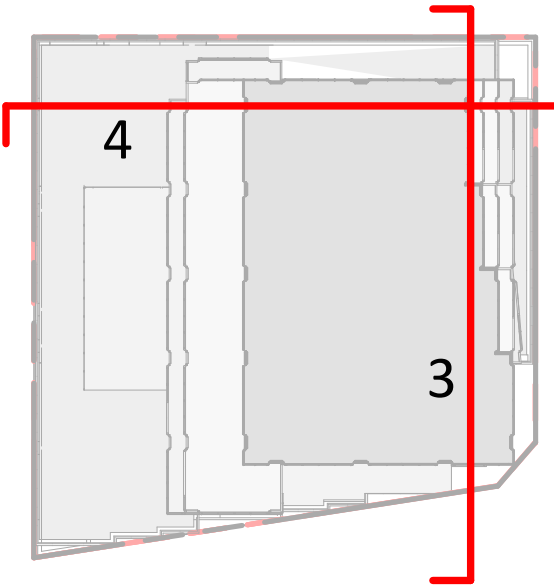
General Notes

- These Contract Documents are the property of the Architect. The Architect bears no responsibility for the interpretations of these documents by the contractor. Upon written application the Architect will provide written/graphic clarification or supplementary information regarding the intent of the Contract Documents. The Architect will review Shop Drawings submitted by the Contractor for design conformance only.
- Drawings are not to be scaled for construction. Contractor to verify all existing conditions and dimensions required to perform the Work and report any discrepancies with the Contract Documents to the Architect before commencing work.
- Positions of exposed or finished mechanical or electrical devices, fittings, and fixtures are indicated on the Architectural drawings. The locations shown on the Architectural drawings govern over the Mechanical and Electrical drawings. Those items not clearly located will be located as directed by the Architect.



NORTH Project True

KEYPLAN



PROJECT TEAM

CLIENT	CLARIDGE HOMES
ARCHITECT	HARIRI PONTARINI ARCHITECTS
LANDSCAPE	JAMES B. LENNOX + ASSOCIATES
PLANNING	FOTENN PLANNING + DESIGN
STRUCTURAL	GOODEVE STRUCTURAL INC.
CIVIL/TRAFFIC	NOVATECH GROUP
GEOTECH	PATERSON GROUP INC.
WIND	GRADIENT WIND ENGINEERING
SURVEYOR	ANNIS, O'SULLIVAN, VOLLEBEKK LTD.

DRAWING STATUS

1	2021-05-10	ISSUED FOR OPA/ZBA/SPA
NO.	YYYY-MM-DD	DESCRIPTION

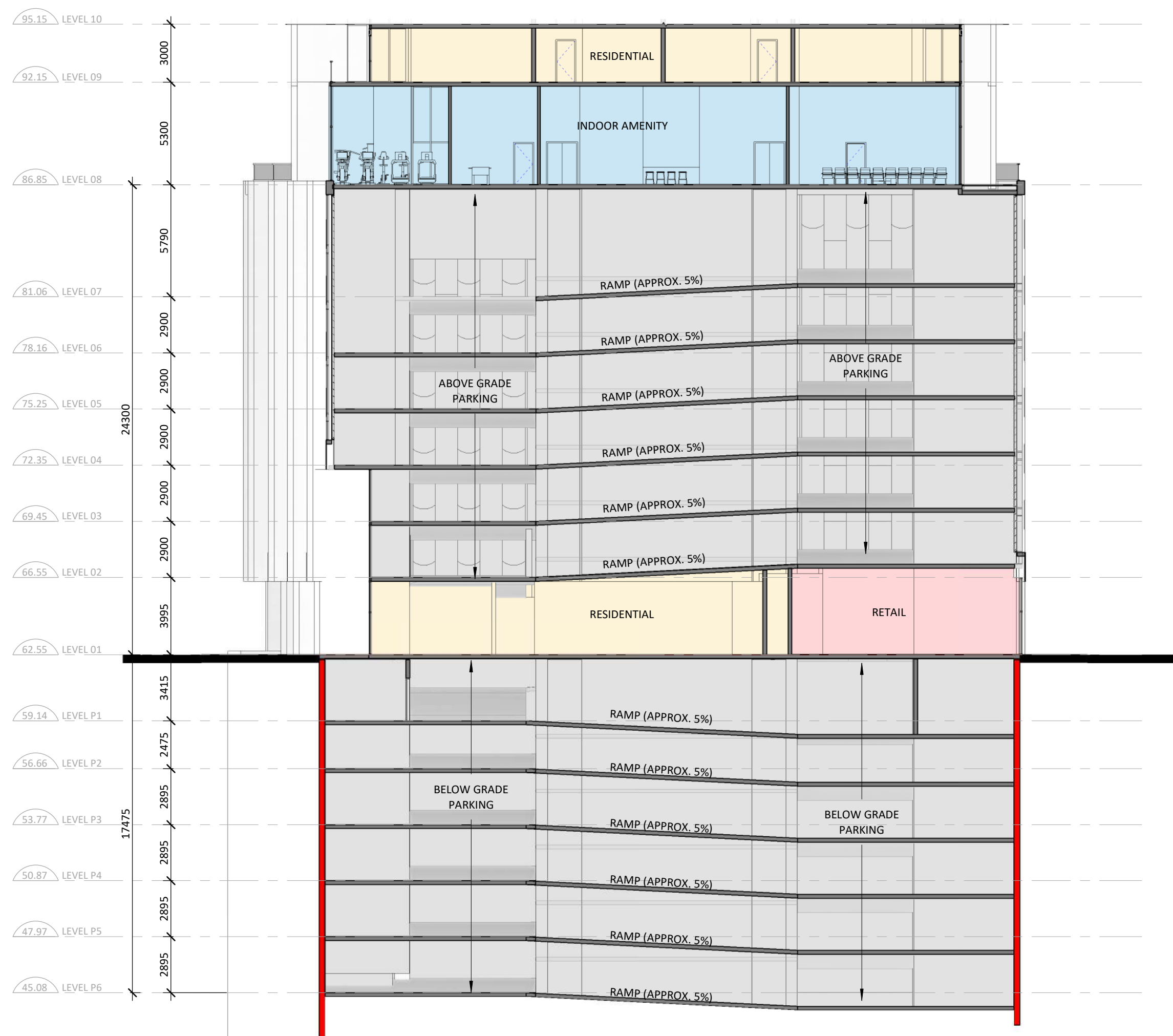
**HARIRI PONTARINI ARCHITECTS**  
 235 Carlaw Avenue  
 Suite 301  
 Toronto, Canada M4M 2S1  
 tel 416 929 4901  
 fax 416 929 8924  
 info@hp-arch.com  
 hariripontarini.com

Project Title:  
**829 Carling Ave Mixed-Use Development**  
 829 CARLING AVE, OTTAWA, ON

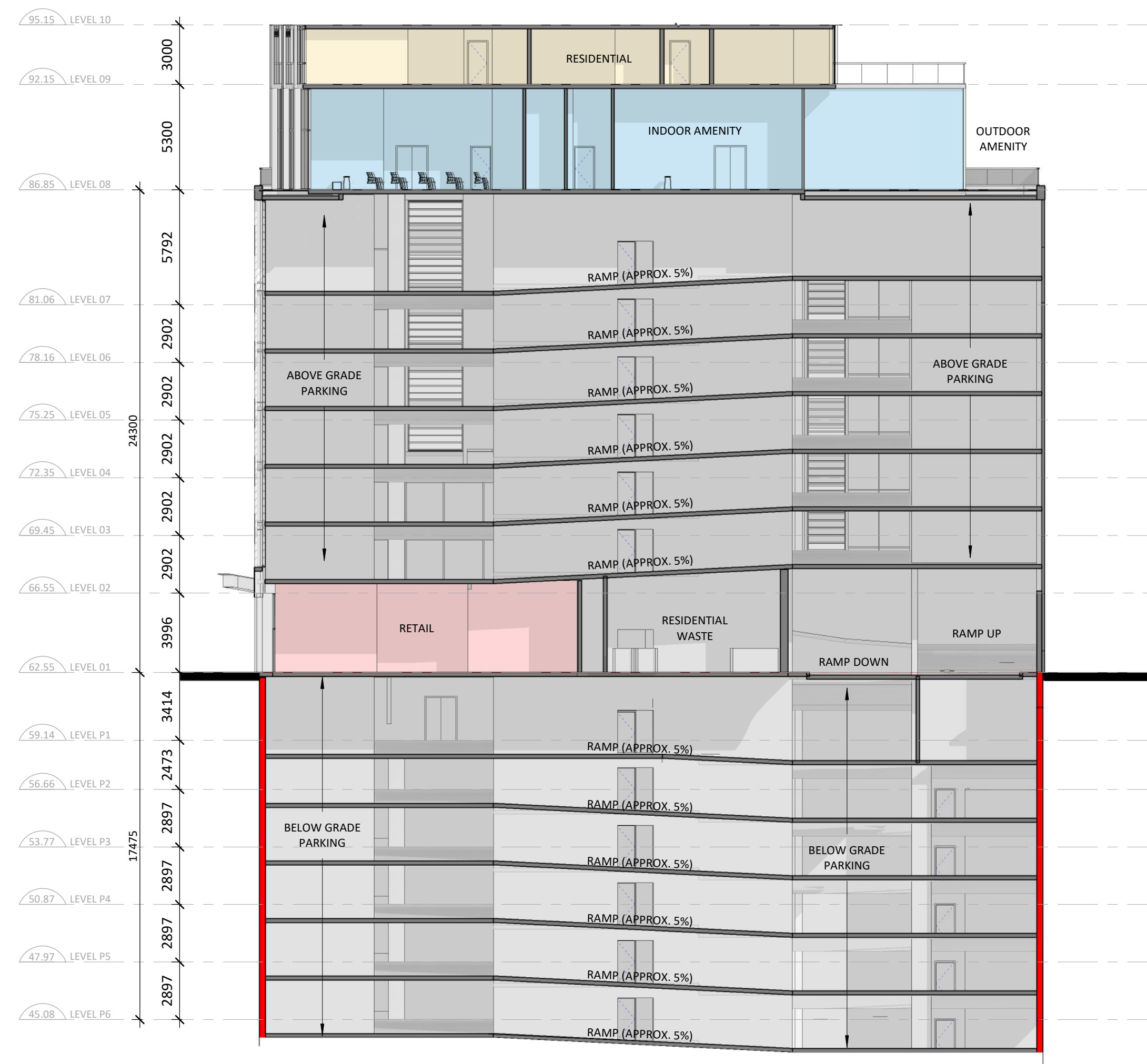
PODIUM SECTIONS

Project number:	2030
Scale:	As indicated
Sheet Start Date:	01/13/21
Drawn / Checked by:	Author Checker
Drawing No.:	Revision:

**A402**

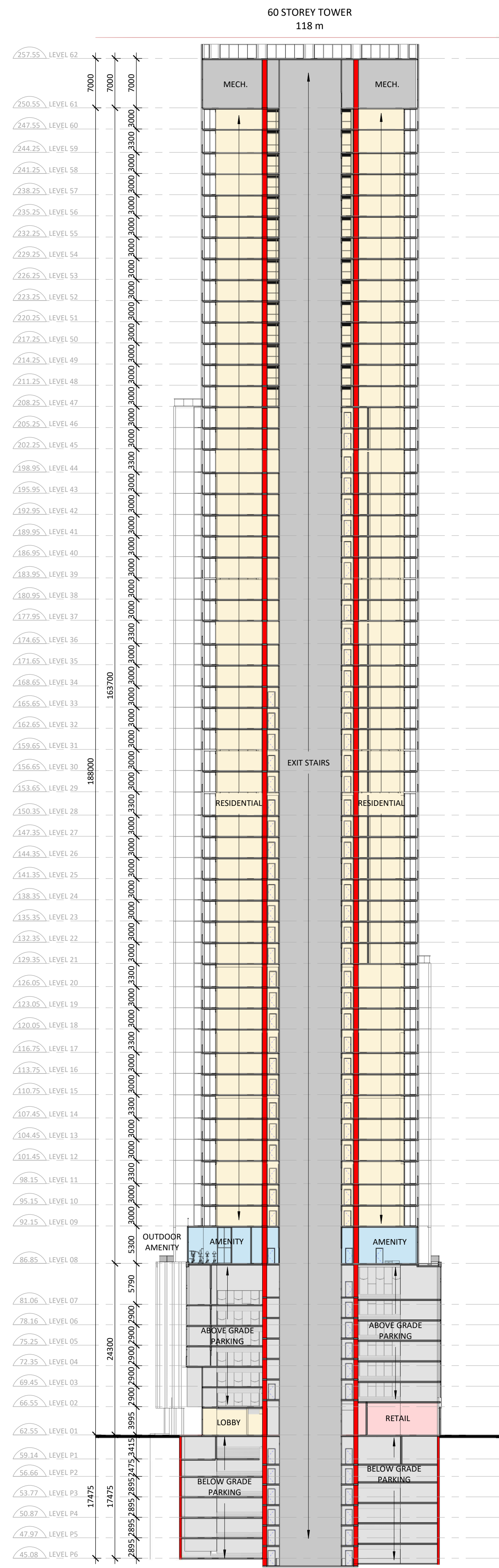


**3 Section 3**  
 A402 1:200

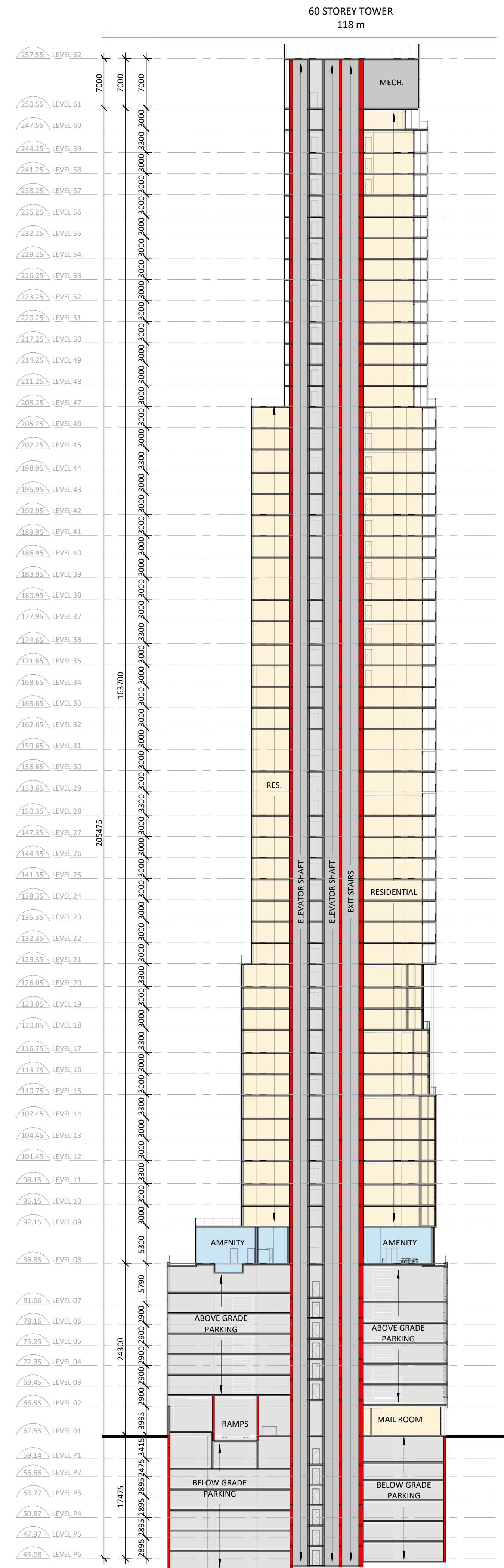


**4 Section 4**  
 A402 1:200





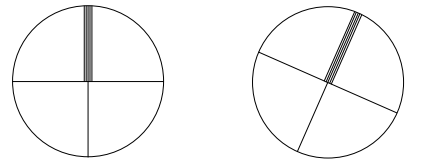
**5 Section 5**  
1:400  
REF: A201



**6 Section 6**  
1:400  
REF: A201

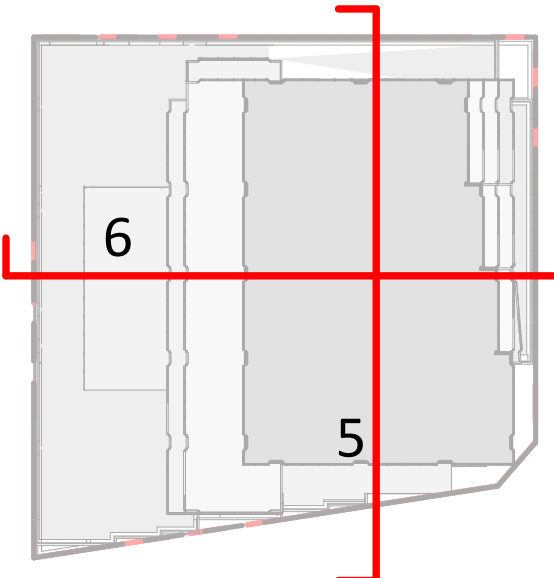
General Notes

- These Contract Documents are the property of the Architect. The Architect bears no responsibility for the interpretations of these documents by the contractor. Upon written application the Architect will provide written graphic clarification or supplementary information regarding the intent of the Contract Documents. The Architect will review Shop Drawings submitted by the Contractor for design conformance only.
- Drawings are not to be scaled for construction. Contractor to verify all existing conditions and dimensions required to perform the Work and report any discrepancies with the Contract Documents to the Architect before commencing work.
- Positions of exposed or finished mechanical or electrical devices, fittings, and fixtures are indicated on the Architectural drawings. The locations shown on the Architectural drawings govern over the Mechanical and Electrical drawings. Those items not clearly located will be located as directed by the Architect.



NORTH Project True

KEYPLAN



PROJECT TEAM

CLIENT	CLARIDGE HOMES
ARCHITECT	HARIRI PONTARINI ARCHITECTS
LANDSCAPE	JAMES B. LENNOX + ASSOCIATES
PLANNING	FOTENN PLANNING + DESIGN
STRUCTURAL	GOODEVE STRUCTURAL INC.
CIVIL/TRAFFIC	NOVATECH GROUP
GEOTECH	PATERSON GROUP INC.
WIND	GRADIENT WIND ENGINEERING
SURVEYOR	ANNIS, O'SULLIVAN, VOLLEBEKK LTD.

DRAWING STATUS

1	2021-05-10	ISSUED FOR OPA/ZBA/SPA
NO.	YYYY-MM-DD	DESCRIPTION

**HARIRI PONTARINI ARCHITECTS**  
235 Carlaw Avenue  
Suite 301  
Toronto, Canada M4M 2S1  
tel 416 929 4901  
fax 416 929 8924  
info@hp-arch.com  
hariripontarini.com

Project Title:  
**829 Carling Ave Mixed-Use Development**

829 CARLING AVE, OTTAWA, ON

OVERALL SECTIONS

Project number:	2030
Scale:	As indicated
Sheet Start Date:	01/13/21
Drawn / Checked by:	Author Checker

Drawing No.: Revision:


**A403**







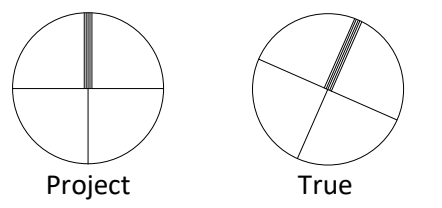
**2 SOUTH ELEVATION OVERALL**  
A501 1:400



**1 EAST ELEVATION OVERALL**  
A501 1:400

General Notes

- These Contract Documents are the property of the Architect. The Architect bears no responsibility for the interpretations of these documents by the contractor. Upon written application the Architect will provide written/graphic clarification or supplementary information regarding the intent of the Contract Documents. The Architect will review Shop Drawings submitted by the Contractor for design conformance only.
- Drawings are not to be scaled for construction. Contractor to verify all existing conditions and dimensions required to perform the Work and report any discrepancies with the Contract Documents to the Architect before commencing work.
- Positions of exposed or finished mechanical or electrical devices, fittings, and fixtures are indicated on the Architectural drawings. The locations shown on the Architectural drawings govern over the Mechanical and Electrical drawings. Those items not clearly located will be located as directed by the Architect.



KEYPLAN

LEGEND

- 1 GLAZING
- 2 FRITTED GLASS
- 3 BRONZE METAL FINS
- 4 ARCHITECTURAL LOUVER
- 5 BRONZE COLOURED METAL PANEL
- 6 METAL PANEL

PROJECT TEAM

CLIENT	CLARIDGE HOMES
ARCHITECT	HARIRI PONTARINI ARCHITECTS
LANDSCAPE	JAMES B. LENNOX + ASSOCIATES
PLANNING	FOTENN PLANNING + DESIGN
STRUCTURAL	GOODEVE STRUCTURAL INC.
CIVIL/TRAFFIC	NOVATECH GROUP
GEOTECH	PATERSON GROUP INC.
WIND	GRADIENT WIND ENGINEERING
SURVEYOR	ANNIS, O'SULLIVAN, VOLLEBEKK LTD.

DRAWING STATUS

**NOT FOR CONSTRUCTION**

1	2021-05-10	ISSUED FOR OPA/ZBA/SPA
NO.	YYYY-MM-DD	DESCRIPTION

**HARIRI PONTARINI ARCHITECTS**  
235 Carlaw Avenue  
Suite 301  
Toronto, Canada M4M 2S1  
tel 416 929 4901  
fax 416 929 8924  
info@hp-arch.com  
hariripontarini.com

Project Title:  
**829 Carling Ave Mixed-Use Development**

829 CARLING AVE, OTTAWA, ON

**EAST/SOUTH ELEVATIONS**


Project number:	2030
Scale:	As indicated
Sheet Start Date:	11/23/20
Drawn / Checked by:	HPA HPA

Drawing No.: Revision:


**A501**







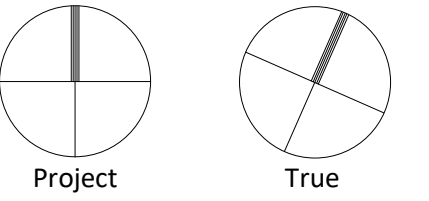
1 WEST ELEVATION OVERALL  
A502 1:400



2 NORTH ELEVATION OVERALL  
A502 1:400

General Notes

- These Contract Documents are the property of the Architect. The Architect bears no responsibility for the interpretations of these documents by the contractor. Upon written application the Architect will provide written graphic clarification or supplementary information regarding the intent of the Contract Documents. The Architect will review Shop Drawings submitted by the Contractor for design conformance only.
- Drawings are not to be scaled for construction. Contractor to verify all existing conditions and dimensions required to perform the Work and report any discrepancies with the Contract Documents to the Architect before commencing work.
- Positions of exposed or finished mechanical or electrical devices, fittings, and fixtures are indicated on the Architectural drawings. The locations shown on the Architectural drawings govern over the Mechanical and Electrical drawings. Those items not clearly located will be located as directed by the Architect.



KEY PLAN

LEGEND

- |   |                             |
|---|-----------------------------|
| 1 | GLAZING                     |
| 2 | FRITTED GLASS               |
| 3 | BRONZE METAL FINIS          |
| 4 | ARCHITECTURAL LOUVER        |
| 5 | BRONZE COLOURED METAL PANEL |
| 6 | METAL PANEL                 |

PROJECT TEAM

- |               |                                      |
|---------------|--------------------------------------|
| CLIENT        | CLARIDGE HOMES                       |
| ARCHITECT     | HARIRI PONTARINI ARCHITECTS          |
| LANDSCAPE     | JAMES B. LENNOX + ASSOCIATES         |
| PLANNING      | FOTENN PLANNING + DESIGN             |
| STRUCTURAL    | GOODEVE STRUCTURAL INC.              |
| CIVIL/TRAFFIC | NOVATECH GROUP                       |
| GEOTECH       | PATERSON GROUP INC.                  |
| WIND          | GRADIENT WIND ENGINEERING            |
| SURVEYOR      | ANNIS, O'SULLIVAN,<br>VOLLEBEKK LTD. |

DRAWING STATUS

**NOT FOR CONSTRUCTION**

1	2021-05-10	ISSUED FOR OPA/ZBA/SPA
NO.	YYYY-MM-DD	DESCRIPTION

**HARIRI PONTARINI ARCHITECTS**  
235 Carlaw Avenue  
Suite 301  
Toronto, Canada M4M 2S1  
tel 416 929 4901  
fax 416 929 8924  
info@hp-arch.com  
hariripontarini.com

Project Title:  
**829 Carling Ave Mixed-Use Development**

829 CARLING AVE, OTTAWA, ON

**WEST/NORTH ELEVATIONS**

Project number: 2030  
Scale: As indicated  
Sheet Start Date: 12/03/20  
Drawn / Checked by: HPA HPA

Drawing No.: Revision:

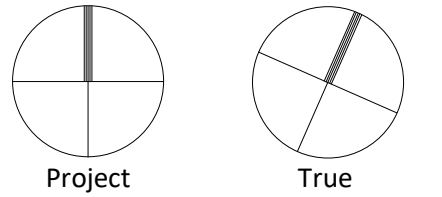
**A502**





General Notes

1. These Contract Documents are the property of the Architect. The Architect bears no responsibility for the interpretations of these documents by the contractor. Upon written application the Architect will provide written/graphic clarification or supplementary information regarding the intent of the Contract Documents. The Architect will review Shop Drawings submitted by the Contractor for design conformance only.
2. Drawings are not to be scaled for construction. Contractor to verify all existing conditions and dimensions required to perform the Work and report any discrepancies with the Contract Documents to the Architect before commencing work.
3. Positions of exposed or finished mechanical or electrical devices, fittings, and fixtures are indicated on the Architectural drawings. The locations shown on the Architectural drawings govern over the Mechanical and Electrical drawings. Those items not clearly located will be located as directed by the Architect.



NORTH

Project

True

KEYPLAN

PROJECT TEAM

CLIENT	CLARIDGE HOMES
ARCHITECT	HARIRI PONTARINI ARCHITECTS
LANDSCAPE	JAMES B. LENNOX + ASSOCIATES
PLANNING	FOTENN PLANNING + DESIGN
STRUCTURAL	GOODEVE STRUCTURAL INC.
CIVIL/TRAFFIC	NOVATECH GROUP
GEOTECH	PATERSON GROUP INC.
WIND	GRADIENT WIND ENGINEERING
SURVEYOR	ANNIS, O'SULLIVAN, VOLLEBEKK LTD.

DRAWING STATUS

1	2021-05-10	ISSUED FOR OPA/ZBA/SPA
NO.	YYYY-MM-DD	DESCRIPTION

**HARIRI PONTARINI ARCHITECTS**  
 235 Carlaw Avenue  
 Suite 301  
 Toronto, Canada M4M 2S1  
 tel 416 929 4901  
 fax 416 929 8924  
 info@hp-arch.com  
 hariripontarini.com


Project Title:  
**829 Carling Ave Mixed-Use Development**

829 CARLING AVE, OTTAWA, ON

3D PERSPECTIVE VIEW

Project number:	2030
Scale:	
Sheet Start Date:	12/09/20
Drawn / Checked by:	Author Checker
Drawing No.:	Revision:

**A503**

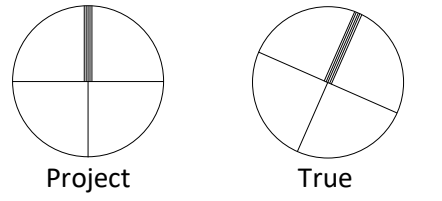


1 **3D PERSPECTIVE VIEW LOOKING NORTH WEST**  
 A503



General Notes

1. These Contract Documents are the property of the Architect. The Architect bears no responsibility for the interpretations of these documents by the contractor. Upon written application the Architect will provide written/graphic clarification or supplementary information regarding the intent of the Contract Documents. The Architect will review Shop Drawings submitted by the Contractor for design conformance only.
2. Drawings are not to be scaled for construction. Contractor to verify all existing conditions and dimensions required to perform the Work and report any discrepancies with the Contract Documents to the Architect before commencing work.
3. Positions of exposed or finished mechanical or electrical devices, fittings, and fixtures are indicated on the Architectural drawings. The locations shown on the Architectural drawings govern over the Mechanical and Electrical drawings. Those items not clearly located will be located as directed by the Architect.



NORTH Project True

KEYPLAN

PROJECT TEAM

CLIENT	CLARIDGE HOMES
ARCHITECT	HARIRI PONTARINI ARCHITECTS
LANDSCAPE	JAMES B. LENNOX + ASSOCIATES
PLANNING	FOTENN PLANNING + DESIGN
STRUCTURAL	GOODEVE STRUCTURAL INC.
CIVIL/TRAFFIC	NOVATECH GROUP
GEOTECH	PATERSON GROUP INC.
WIND	GRADIENT WIND ENGINEERING
SURVEYOR	ANNIS, O'SULLIVAN, VOLLEBEKK LTD.

DRAWING STATUS

1	2021-05-10	ISSUED FOR OPA/ZBA/SPA
NO.	YYYY-MM-DD	DESCRIPTION


**HARIRI PONTARINI ARCHITECTS**  
 235 Carlaw Avenue  
 Suite 301  
 Toronto, Canada M4M 2S1  
 tel 416 929 4901  
 fax 416 929 8924  
 info@hp-arch.com  
 hariripontarini.com

Project Title:  
**829 Carling Ave Mixed-Use Development**  
 829 CARLING AVE, OTTAWA, ON

3D PERSPECTIVE VIEW


Project number:	2030
Scale:	
Sheet Start Date:	12/10/20
Drawn / Checked by:	Author Checker
Drawing No.:	Revision:

**A504**



1 3D PERSPECTIVE VIEW LOOKING NORTH WEST  
 A504



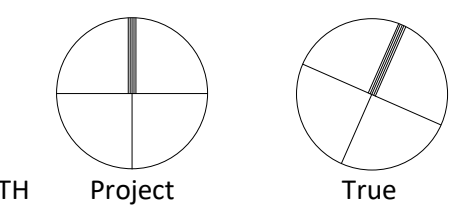


1  
A505  
3D PERSPECTIVE VIEW LOOKING WEST

24" x 36" ARCH D SHEET SIZE PRINT DATE: 5/7/2021 6:19:29 PM

General Notes

1. These Contract Documents are the property of the Architect. The Architect bears no responsibility for the interpretations of these documents by the contractor. Upon written application the Architect will provide written/graphic clarification or supplementary information regarding the intent of the Contract Documents. The Architect will review Shop Drawings submitted by the Contractor for design conformance only.
2. Drawings are not to be scaled for construction. Contractor to verify all existing conditions and dimensions required to perform the Work and report any discrepancies with the Contract Documents to the Architect before commencing work.
3. Positions of exposed or finished mechanical or electrical devices, fittings, and fixtures are indicated on the Architectural drawings. The locations shown on the Architectural drawings govern over the Mechanical and Electrical drawings. Those items not clearly located will be located as directed by the Architect.



NORTH

Project

True

KEYPLAN

PROJECT TEAM

CLIENT	CLARIDGE HOMES
ARCHITECT	HARIRI PONTARINI ARCHITECTS
LANDSCAPE	JAMES B. LENNOX + ASSOCIATES
PLANNING	FOTENN PLANNING + DESIGN
STRUCTURAL	GOODEVE STRUCTURAL INC.
CIVIL/TRAFFIC	NOVATECH GROUP
GEOTECH	PATERSON GROUP INC.
WIND	GRADIENT WIND ENGINEERING
SURVEYOR	ANNIS, O'SULLIVAN, VOLLEBEKK LTD.

DRAWING STATUS

1	2021-05-10	ISSUED FOR OPA/ZBA/SPA
NO.	YYYY-MM-DD	DESCRIPTION

**HARIRI PONTARINI ARCHITECTS**  
 235 Carlaw Avenue  
 Suite 301  
 Toronto, Canada M4M 2S1  
 tel 416 929 4901  
 fax 416 929 8924  
 info@hp-arch.com  
 hariripontarini.com

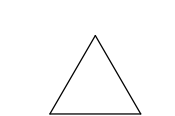
Project Title:  
**829 Carling Ave Mixed-Use Development**

829 CARLING AVE, OTTAWA, ON

3D PERSPECTIVE VIEW

Project number:	2030
Scale:	
Sheet Start Date:	12/10/20
Drawn / Checked by:	Author Checker
Drawing No.:	Revision:

**A505**





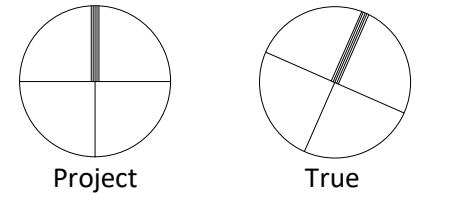


1 3D PERSPECTIVE VIEW LOOKING NORTH WEST  
A506

24" x 36" ARCH D SHEET SIZE PRINT DATE: 5/7/2021 6:21:24 PM

General Notes

1. These Contract Documents are the property of the Architect. The Architect bears no responsibility for the interpretations of these documents by the contractor. Upon written application the Architect will provide written/graphic clarification or supplementary information regarding the intent of the Contract Documents. The Architect will review Shop Drawings submitted by the Contractor for design conformance only.
2. Drawings are not to be scaled for construction. Contractor to verify all existing conditions and dimensions required to perform the Work and report any discrepancies with the Contract Documents to the Architect before commencing work.
3. Positions of exposed or finished mechanical or electrical devices, fittings, and fixtures are indicated on the Architectural drawings. The locations shown on the Architectural drawings govern over the Mechanical and Electrical drawings. Those items not clearly located will be located as directed by the Architect.



KEYPLAN

PROJECT TEAM

CLIENT	CLARIDGE HOMES
ARCHITECT	HARIRI PONTARINI ARCHITECTS
LANDSCAPE	JAMES B. LENNOX + ASSOCIATES
PLANNING	FOTENN PLANNING + DESIGN
STRUCTURAL	GOODEVE STRUCTURAL INC.
CIVIL/TRAFFIC	NOVATECH GROUP
GEOTECH	PATERSON GROUP INC.
WIND	GRADIENT WIND ENGINEERING
SURVEYOR	ANNIS, O'SULLIVAN, VOLLEBEKK LTD.

DRAWING STATUS

1	2021-05-10	ISSUED FOR OPA/ZBA/SPA
NO.	YYYY-MM-DD	DESCRIPTION

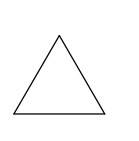
**HARIRI PONTARINI ARCHITECTS**  
 235 Carlaw Avenue  
 Suite 301  
 Toronto, Canada M4M 2S1  
 tel 416 929 4901  
 fax 416 929 8924  
 info@hp-arch.com  
 hariripontarini.com

Project Title:  
**829 Carling Ave Mixed-Use Development**  
 829 CARLING AVE, OTTAWA, ON


3D PERSPECTIVE VIEW

Project number:	2030
Scale:	
Sheet Start Date:	12/10/20
Drawn / Checked by:	Author Checker
Drawing No.:	Revision:


**A506**







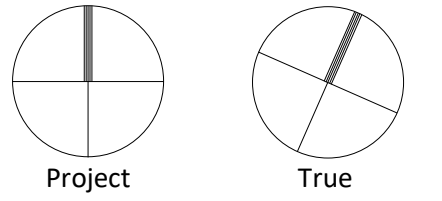
1 View From NW.  
A507



2 View From NE.  
A507

General Notes

1. These Contract Documents are the property of the Architect. The Architect bears no responsibility for the interpretations of these documents by the contractor. Upon written application the Architect will provide written/graphic clarification or supplementary information regarding the intent of the Contract Documents. The Architect will review Shop Drawings submitted by the Contractor for design conformance only.
2. Drawings are not to be scaled for construction. Contractor to verify all existing conditions and dimensions required to perform the Work and report any discrepancies with the Contract Documents to the Architect before commencing work.
3. Positions of exposed or finished mechanical or electrical devices, fittings, and fixtures are indicated on the Architectural drawings. The locations shown on the Architectural drawings govern over the Mechanical and Electrical drawings. Those items not clearly located will be located as directed by the Architect.



NORTH

KEYPLAN

PROJECT TEAM

CLIENT	CLARIDGE HOMES
ARCHITECT	HARIRI PONTARINI ARCHITECTS
LANDSCAPE	JAMES B. LENNOX + ASSOCIATES
PLANNING	FOTENN PLANNING + DESIGN
STRUCTURAL	GOODEVE STRUCTURAL INC.
CIVIL/TRAFFIC	NOVATECH GROUP
GEOTECH	PATERSON GROUP INC.
WIND	GRADIENT WIND ENGINEERING
SURVEYOR	ANNIS, O'SULLIVAN, VOLLEBEKK LTD.

DRAWING STATUS

1	2021-05-10	ISSUED FOR OPA/ZBA/SPA
NO.	YYYY-MM-DD	DESCRIPTION

HARIRI PONTARINI ARCHITECTS

235 Carlaw Avenue  
Suite 301  
Toronto, Canada M4M 2S1  
tel 416 929 4901  
fax 416 929 8924  
info@hp-arch.com  
hariripontarini.com

Project Title:  
**829 Carling Ave Mixed-Use Development**

829 CARLING AVE, OTTAWA, ON


ISOMETRIC VIEWS

Project number:	2030
Scale:	
Sheet Start Date:	12/18/20
Drawn / Checked by:	Author Checker
Drawing No.:	Revision:

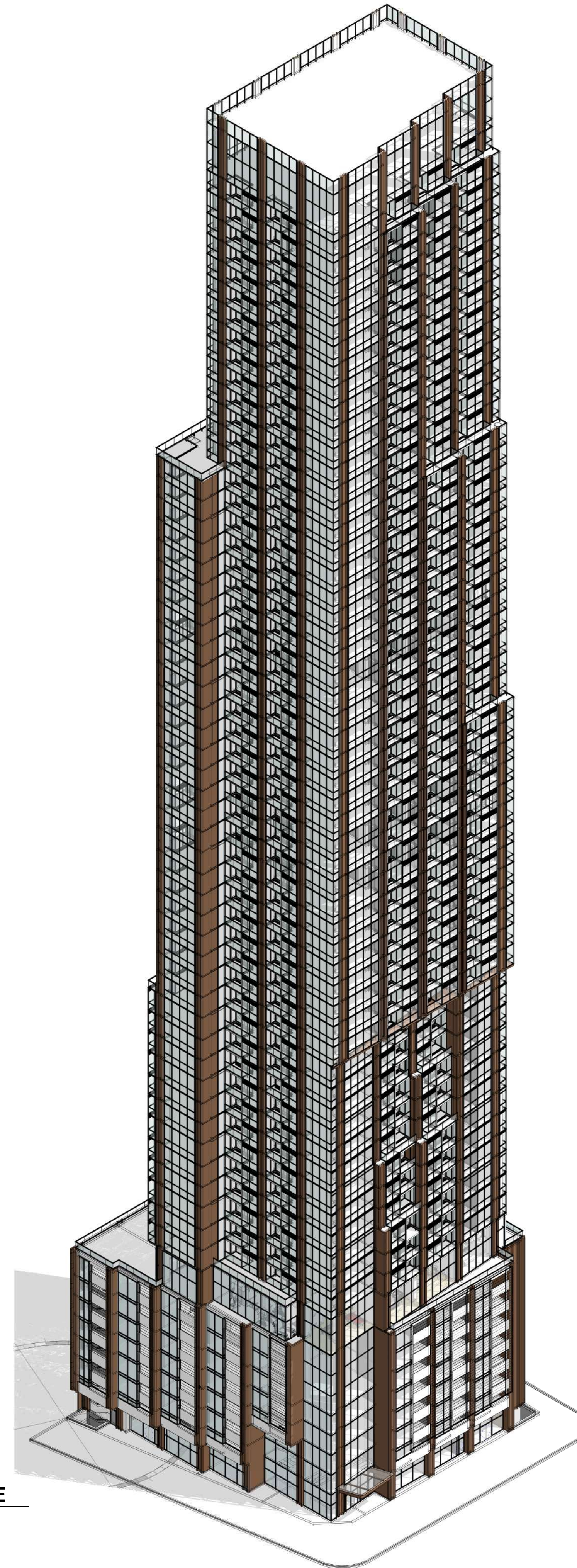
**A507**







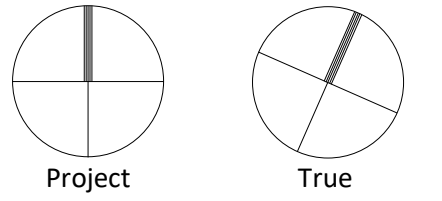
2 View From SW.  
A508



1 View From SE  
A508

General Notes

1. These Contract Documents are the property of the Architect. The Architect bears no responsibility for the interpretations of these documents by the contractor. Upon written application the Architect will provide written/graphic clarification or supplementary information regarding the intent of the Contract Documents. The Architect will review Shop Drawings submitted by the Contractor for design conformance only.
2. Drawings are not to be scaled for construction. Contractor to verify all existing conditions and dimensions required to perform the Work and report any discrepancies with the Contract Documents to the Architect before commencing work.
3. Positions of exposed or finished mechanical or electrical devices, fittings, and fixtures are indicated on the Architectural drawings. The locations shown on the Architectural drawings govern over the Mechanical and Electrical drawings. Those items not clearly located will be located as directed by the Architect.



NORTH

KEYPLAN

PROJECT TEAM

CLIENT	CLARIDGE HOMES
ARCHITECT	HARIRI PONTARINI ARCHITECTS
LANDSCAPE	JAMES B. LENNOX + ASSOCIATES
PLANNING	FOTENN PLANNING + DESIGN
STRUCTURAL	GOODEVE STRUCTURAL INC.
CIVIL/TRAFFIC	NOVATECH GROUP
GEOTECH	PATERSON GROUP INC.
WIND	GRADIENT WIND ENGINEERING
SURVEYOR	ANNIS, O'SULLIVAN, VOLLEBEKK LTD.

DRAWING STATUS

1	2021-05-10	ISSUED FOR OPA/ZBA/SPA
NO.	YYYY-MM-DD	DESCRIPTION

HARIRI PONTARINI ARCHITECTS

235 Carlaw Avenue  
Suite 301  
Toronto, Canada M4M 2S1  
tel 416 929 4901  
fax 416 929 8924  
info@hp-arch.com  
hariripontarini.com

Project Title:

829 Carling Ave Mixed-Use Development

829 CARLING AVE, OTTAWA, ON

ISOMETRIC VIEWS

Project number:	2030
Scale:	
Sheet Start Date:	12/18/20
Drawn / Checked by:	Author Checker
Drawing No.:	Revision:

A508

