








**LEGEND:**

	6" (150mm) WATERMAIN	EXISTING WATERMAIN c/w DIAMETER
		PROPOSED WATERMAIN SERVICE
	30" (750mm) SANITARY SEWER	EXISTING SANITARY SEWER c/w DIAMETER
		PROPOSED SANITARY SERVICE
	48" (1200mm) STORM SEWER	EXISTING STORM SEWER c/w DIAMETER
		PROPOSED STORM SERVICE

I:\1275\1275\_Silver\1275\_Silver\1275\_Silver.dwg 1/25/2022 10:35 AM Last Saved By: danna Last Saved At: Dec. 21, 21  
 CONCEPTUAL SERVICING REPORT SHEET 2.1



Scale

N.T.S.

Project Title

1275 SHILLINGTON AVENUE

Drawing Title

CONCEPTUAL SERVICING

Sheet No.

FIGURE 2.1