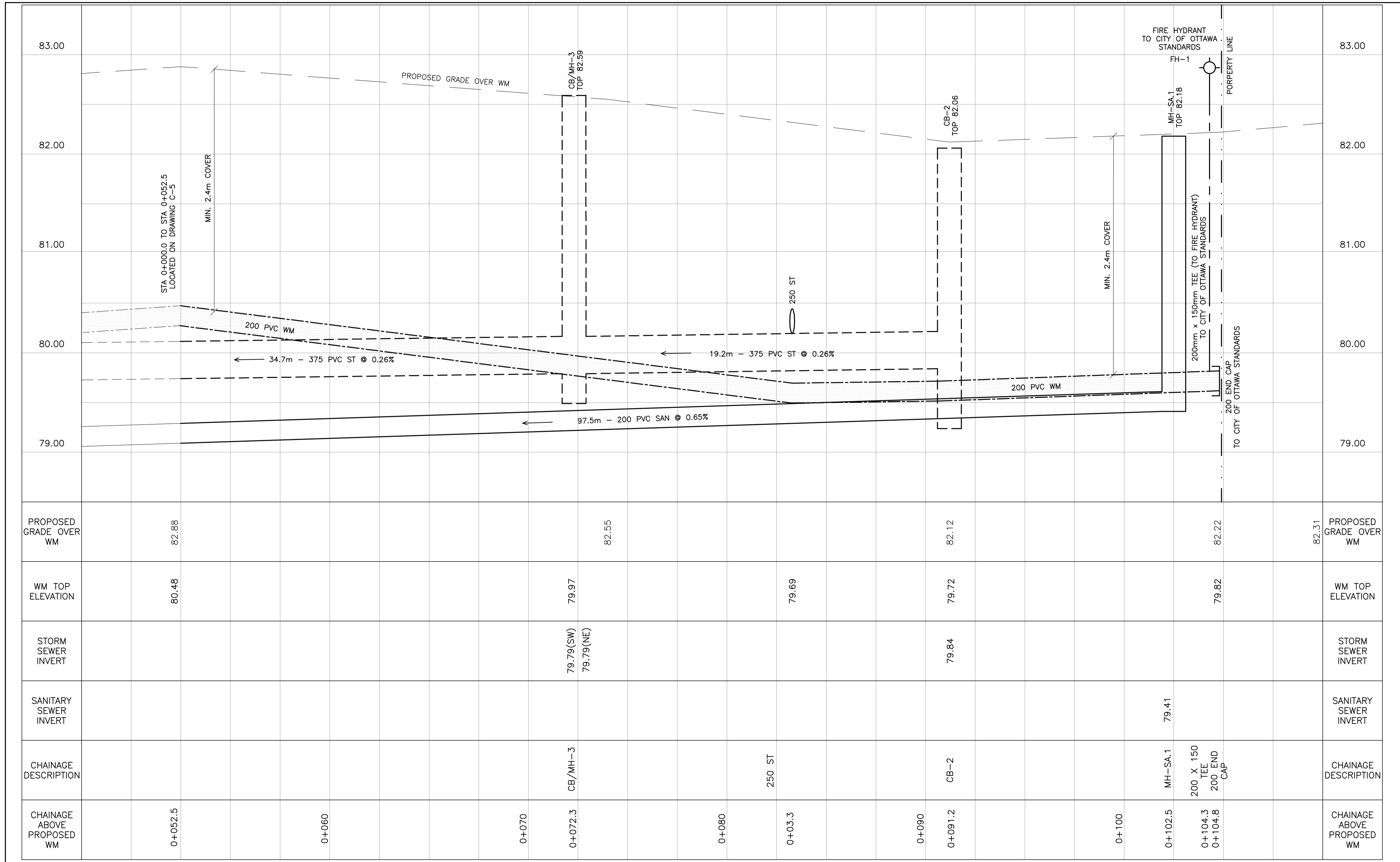
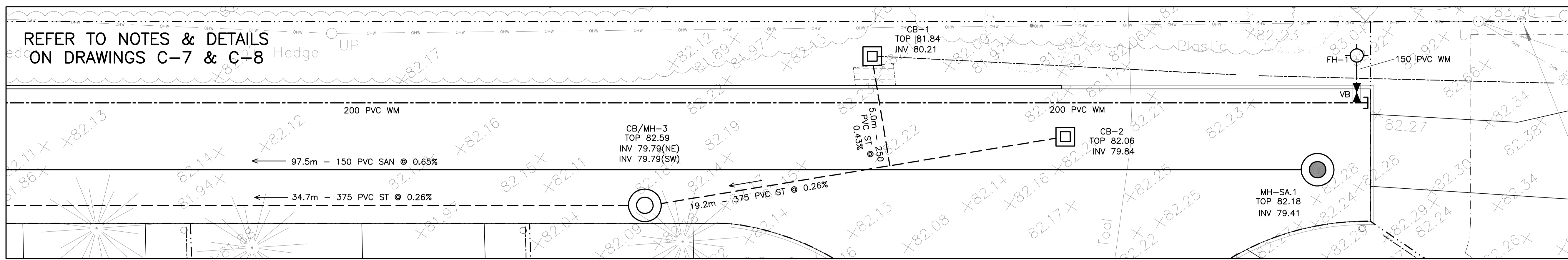
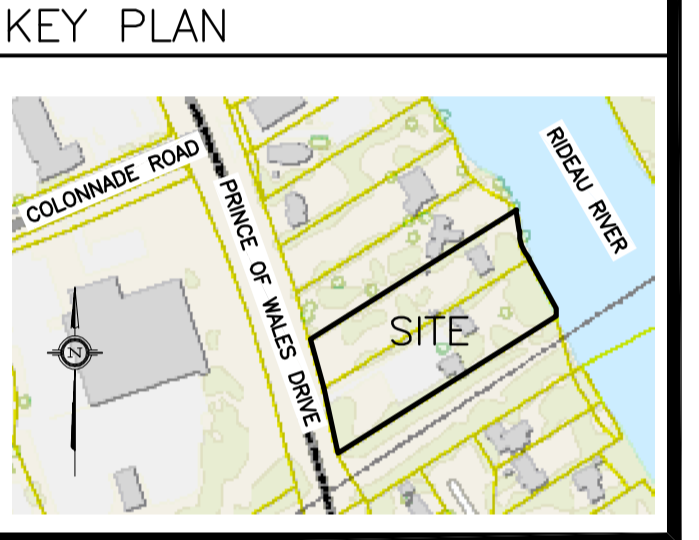


REFER TO NOTES & DETAILS
ON DRAWINGS C-7 & C-8



LEGEND

- F.F.L. FINISHED FLOOR ELEVATION
- T.O.F. TOP OF FOUNDATION
- B.F.L. BASEMENT FLOOR ELEVATION
- USF. UNDERSIDE OF FOOTING
- PROPERTY LINE
- C.R.Z. CRITICAL ROOT ZONE
- CB [Symbol] CATCH-BASIN
- MH [Symbol] STORM MANHOLE
- CB/MH [Symbol] CATCH-BASIN/MANHOLE
- MH [Symbol] SANITARY MANHOLE
- VC [Symbol] VALVE CHAMBER
- FH [Symbol] FIRE HYDRANT
- VB [Symbol] VALVE & VALVE BOX
- SAN --- SANITARY SEWER
- ST --- STORM SEWER
- WS/WM --- WATER SERVICE/WATERMAIN
- SPL --- SPRINGLINE OF PIPE
- INV --- INVERT OF PIPE
- T.O.S. --- TOP OF SLOPE
- B.O.S. --- BOTTOM OF SLOPE
- CENTERLINE OF SWALE
- 150mm BARRIER CURB
- D.C. --- DEPRESSED CURB
- [Symbol] ROAD CUT REINSTATEMENT



No.	DATE	REVISION
1	JUN 29-23	ISSUED FOR APPROVAL

D. B. GRAY ENGINEERING INC.
 Stormwater Management - Grading & Drainage - Storm & Sanitary Sewers - Watermain
 700 Long Point Circle
 Ottawa, Ontario
 613-425-8044
 d.gray@dbgrayengineering.com

Project
PROPOSED 7 LOT DEVELOPMENT
 2009-2013 PRINCE OF WALES DR
 OTTAWA, ONTARIO

Drawing Title
PLAN AND PROFILE
 STA 0+052.5 TO 0+104.8

Engineer's Seal

 NOT VALID UNLESS SIGNED & DATED

Drawn: D.B.G.
 H. Scale: 1:300
 V. Scale:
 Date: JUN 29-23
 Job No.: 22055
 Drawing No.:
C-6
 of 10