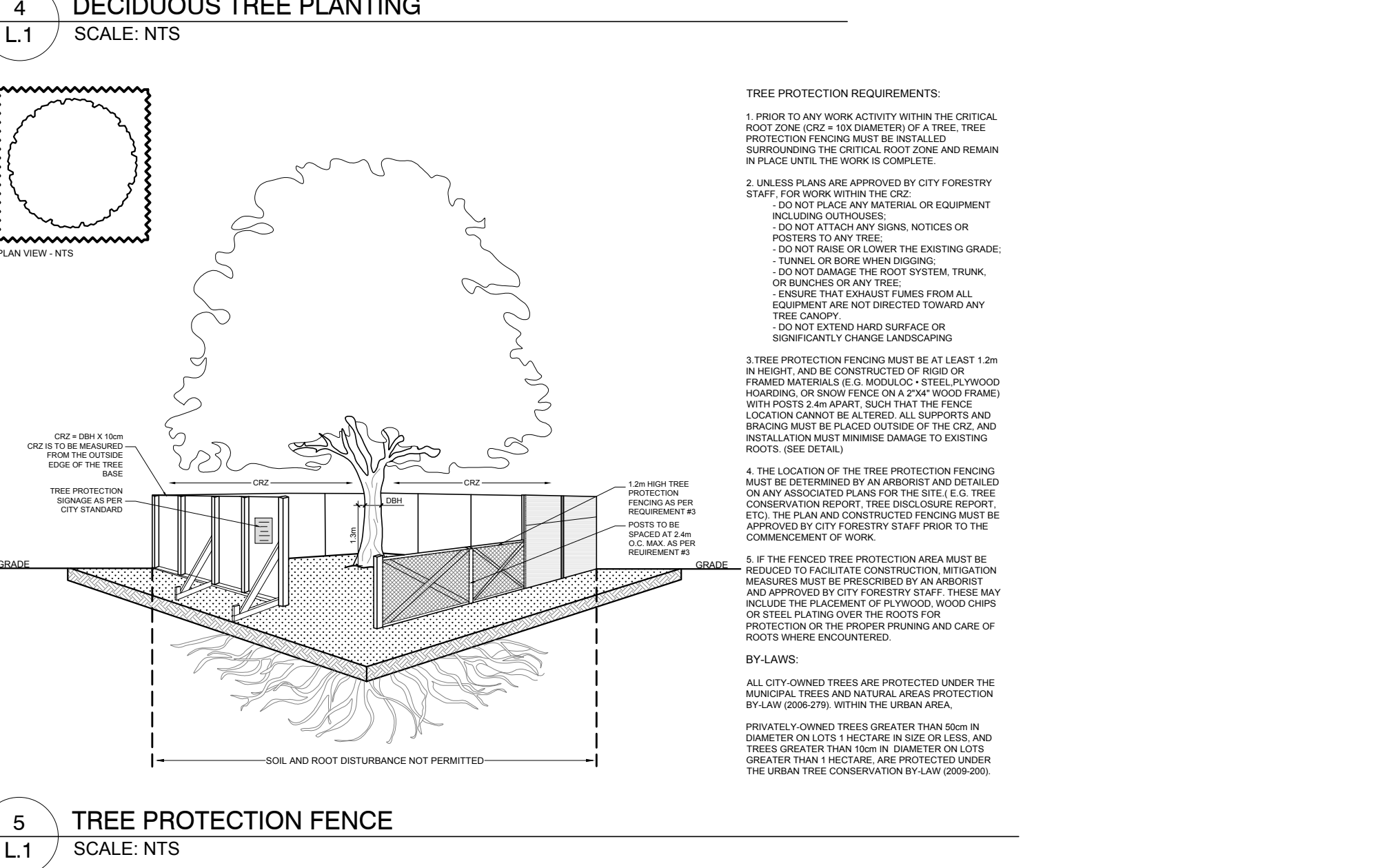
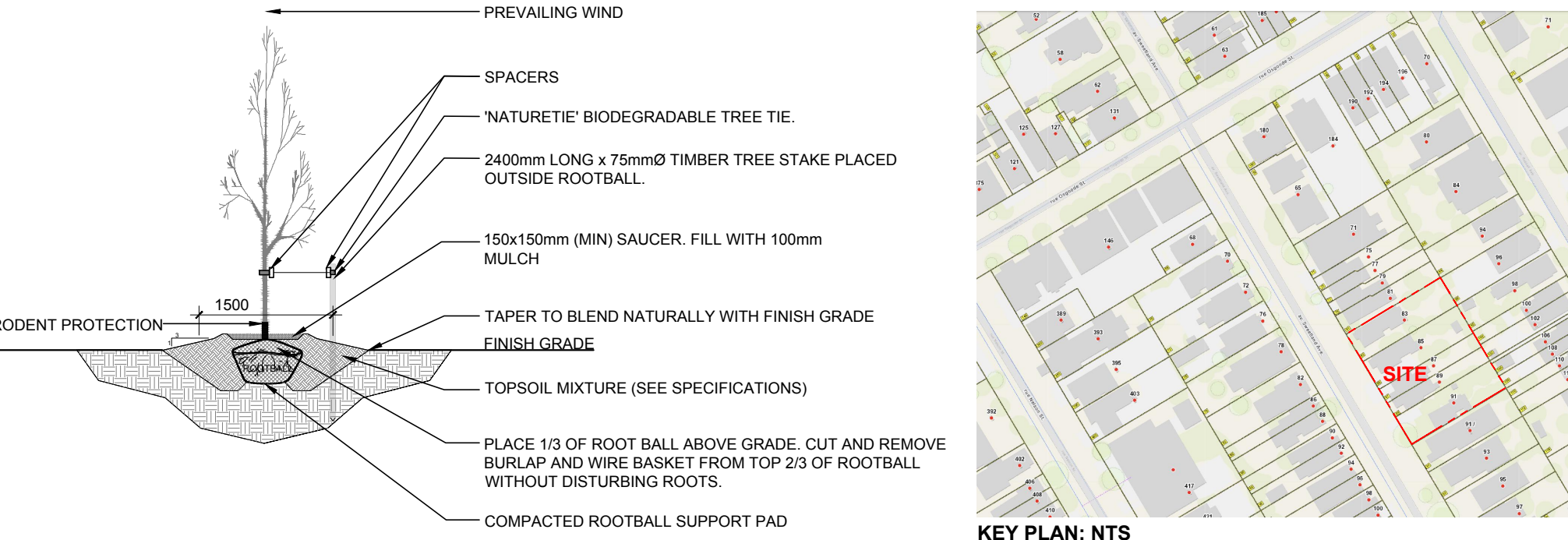
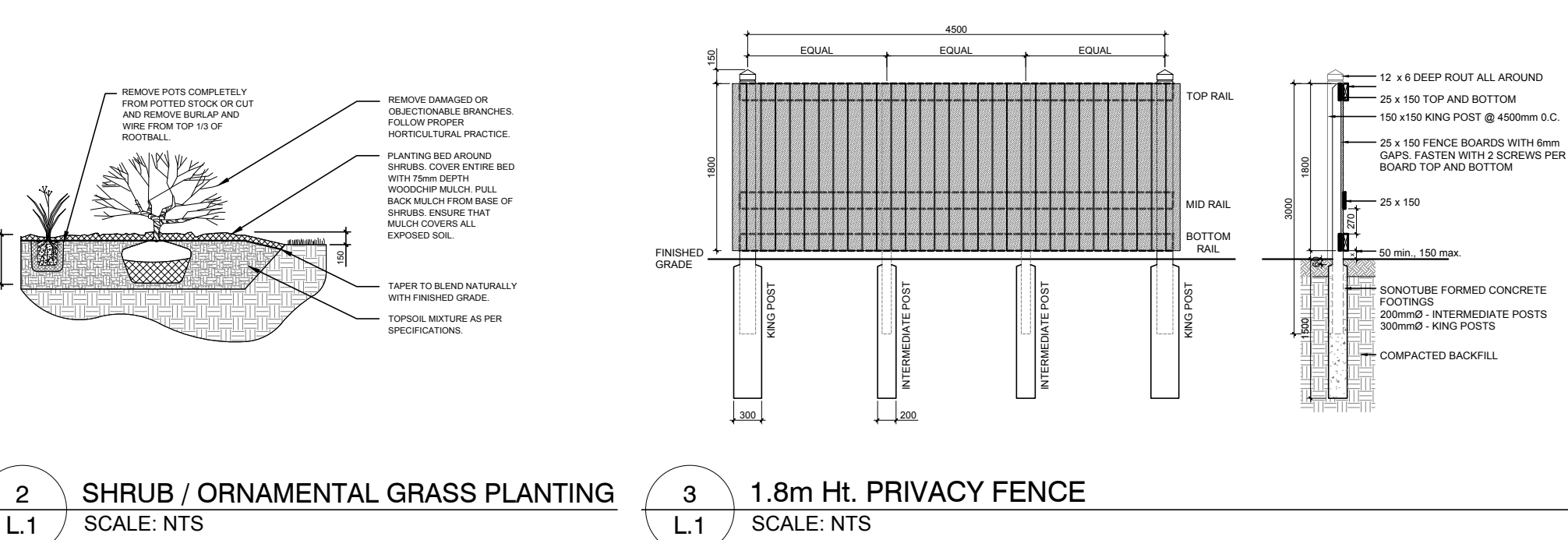


GENERAL NOTES:

1. It is the responsibility of the appropriate contractor or official to report any errors, omissions or discrepancies on this plan with actual site conditions to the Landscape Architect before proceeding with construction.
2. The contractor is to notify all utility companies and authorities prior to any excavation and ascertain locations of underground services.
3. The contractor is to reinstate all areas and items damaged as a result of construction activity.
4. The contractor is to comply with all pertinent codes and by-laws.
5. The contractor is to maintain a positive surface run-off throughout the entire construction period.
6. The Landscape Architect is not responsible for subsurface conditions.
7. The contractor is to identify all existing trees to remain on site with the Landscape Architect prior to construction.
8. The contractor is to stake the proposed location of all plant material in conjunction with the Landscape Architect prior to excavation.
9. Minimum distances for selected deciduous trees are as follows:
 - Building Foundations 7.5m
 - Sidewalks 1.5m
 - Public Streets 2.5m
 - Underground Infrastructure 2.0m
10. All trees within 1m of underground utility trenches are to be excavated by hand.
11. Remove all protective wrapping from tree trunks after installation.
12. Staking of trees shall only be performed if necessary.
13. Ensure that mulch is pulled back a min. distance of 75mm from base of tree trunk.

**PART 1 Plan of
LOTS 18 and 19
(East Sweetland Avenue)
REGISTERED PLAN 42717
CITY OF OTTAWA**
Surveyed by Annis, O'Sullivan, Vollebakk Ltd.

EXISTING TREE LIST							
KEY	QTY	BOTANICAL NAME	COMMON NAME	SIZE	CONDITION	REMARKS	OWNERSHIP
1	1	Malus spp.	Crabapple	6x50-100mm DBH	GOOD	To be removed	City of Ottawa
2	1	Acer negundo	Manitoba Maple	210mm DBH	GOOD	To remain	91 Sweetland
3	1	Acer negundo	Manitoba Maple	370mm DBH	GOOD	To be removed	83 Sweetland
4	1	Acer negundo	Manitoba Maple	170mm DBH	GOOD	To remain	83 Sweetland
5	1	Acer platanoides	Norway Maple	330mm DBH	GOOD	To remain	83 Sweetland
6	1	Acer negundo	Manitoba Maple	340mm DBH	GOOD	To remain	83 Sweetland
7	1	Acer platanoides	Norway Maple	260mm DBH	GOOD	To remain	83 Sweetland
8	1	Acer negundo	Manitoba Maple	100mm DBH	GOOD	To remain	85 Sweetland
9	1	Acer negundo	Manitoba Maple	120mm DBH	GOOD	To remain	89 Sweetland
10	1	Malus spp.	Crabapple	550mm DBH	GOOD	To be removed	89 Sweetland
11	1	Ulmus americana	American Elm	420mm DBH	GOOD	To be removed	89 Sweetland
12	1	Juglans nigra	Black Walnut	100mm DBH	GOOD	To be removed	91 Sweetland



CLIENT

UPSCALE HOMES

CONSULTANTS

ARCHITECTS:

RJH

Rosaline J. Hill Architect Inc.

SURVEYORS:

ANNIS, O'SULLIVAN, VOLLEBEKK LTD.

14 Gloucester St., Suite 200
Ottawa, ON K1Z 2G8 • 613-853-2822
www.aovltd.ca • info@aoavltd.ca

CIVIL ENGINEERS:

D. B. GRAY ENGINEERING INC.

Stormwater Management • Grading & Drainage • Storm & Sanitary Sewers • Watermain

700 Long Point Circle
Ottawa, Ontario
613-425-8044
d.gray@dbgrayengineering.com

LEGEND

- EXISTING TREE TO REMAIN
- EXISTING TREE TO BE REMOVED
- REQUIRED SOIL VOLUME (20m³ FOR SMALL TREES CALCULATED AT A MINIMUM OF 100mm) PROPOSED DECIDUOUS TREE
- PROPOSED SHRUBS / ORNAMENTAL GRASSES
- PROPOSED SOD
- PROPOSED RIVERSTONE
- PROPOSED PRECAST CONCRETE PAVERS
- PROPOSED MULCH
- PROPOSED CONCRETE WALKWAY
- PROPOSED TREE PROTECTION FENCE
- PROPOSED 1.8m Ht. PRIVACY FENCE

4	PRIVACY FENCE ADDED ALONG PL	04/07/2025	ML	JL
3	REVISED PER CITY COMMENTS	03/28/2025	ML	JL
2	ISSUED FOR SITE PLAN CONTROL	02/20/2025	ML	JL
1	ISSUED FOR DISCUSSION AND REVIEW	01/27/2025	ML	JL

No. Issue Date (MM/DD/YY) DR CK

JAMES B. LENNOX & ASSOCIATES INC.

LANDSCAPE ARCHITECTS

3332 CARLING AVE. OTTAWA, ONTARIO K2H 5A8
Tel. (613) 722-5168 Fax. (1866) 343-3942

PROJECT

PROPOSED 82 UNIT 4 STOREY + BASEMENT APARTMENT BUILDING
83-91 SWEETLAND AVENUE, OTTAWA ON

DRAWING

TREE CONSERVATION REPORT & LANDSCAPE PLAN

STAMP

ASSOCIATION OF LANDSCAPE ARCHITECTS OF ONTARIO

SCALE

AS SHOWN

START DATE

JANUARY 2025

PROJECT NO.

24MIS2468

PROJECT NORTH

DRAWING NO.

L.1

PLOT SIZE ARCH-D