BY-LAWS:

ALL CITY-OWNED TREES ARE PROTECTED UNDER THE MUNICIPAL TREES AND NATURAL AREAS PROTECTION BY-LAW (2006-279). WITHIN THE URBAN AREA,

PRIVATELY-OWNED TREES GREATER THAN 50cm IN DIAMETER ON LOTS 1 HECTARE IN SIZE OR LESS, AND TREES GREATER THAN 10cm IN DIAMETER ON LOTS GREATER THAN 1 HECTARE, ARE PROTECTED UNDER THE URBAN TREE CONSERVATION BY-LAW (2009-200).

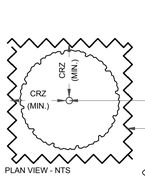

PLAN VIEW - NTS

TREE PROTECTION REQUIREMENTS:

1. PRIOR TO ANY WORK ACTIVITY WITHIN THE CRITICAL ROOT ZONE (CRZ = 10X DIAMETER) OF A TREE, TREE PROTECTION FENCING MUST BE INSTALLED SURROUNDING THE CRITICAL ROOT ZONE AND REMAIN IN PLACE UNTIL THE WORK IS COMPLETE.

2. UNLESS PLANS ARE APPROVED BY CITY FORESTRY STAFF, FOR WORK WITHIN THE CRZ:
- DO NOT PLACE ANY MATERIAL OR EQUIPMENT INCLUDING OUTHOUSES;
- DO NOT ATTACH ANY SIGNS, NOTICES OR POSTERS TO ANY TREE;
- DO NOT RAISE OR LOWER THE EXISTING GRADE;
- TUNNEL OR BORE WHEN DIGGING;
- DO NOT DAMAGE THE ROOT SYSTEM, TRUNK, OR BUNCHES OR ANY TREE;
- ENSURE THAT EXHAUST FUMES FROM ALL EQUIPMENT ARE NOT DIRECTED TOWARD ANY TREE CANOPY.
- DO NOT EXTEND HARD SURFACE OR SIGNIFICANTLY CHANGE LANDSCAPING

3.TREE PROTECTION FENCING MUST BE AT LEAST 1.2m IN HEIGHT, AND BE CONSTRUCTED OF RIGID OR FRAMED MATERIALS (E.G. MODULOC • STEEL,PLYWOOD HOARDING, OR SNOW FENCE ON A 2"X4" WOOD FRAME) WITH POSTS 2.4m APART, SUCH THAT THE FENCE LOCATION CANNOT BE ALTERED. ALL SUPPORTS AND BRACING MUST BE PLACED OUTSIDE OF THE CRZ, AND INSTALLATION MUST MINIMISE DAMAGE TO EXISTING ROOTS. (SEE DETAIL)

4. THE LOCATION OF THE TREE PROTECTION FENCING MUST BE DETERMINED BY AN ARBORIST AND DETAILED ON ANY ASSOCIATED PLANS FOR THE SITE.(E.G. TREE CONSERVATION REPORT, TREE DISCLOSURE REPORT, ETC). THE PLAN AND CONSTRUCTED FENCING MUST BE APPROVED BY CITY FORESTRY STAFF PRIOR TO THE COMMENCEMENT OF WORK.

5. IF THE FENCED TREE PROTECTION AREA MUST BE REDUCED TO FACILITATE CONSTRUCTION, MITIGATION MEASURES MUST BE PRESCRIBED BY AN ARBORIST AND APPROVED BY CITY FORESTRY STAFF. THESE MAY INCLUDE THE PLACEMENT OF PLYWOOD, WOOD CHIPS OR STEEL PLATING OVER THE ROOTS FOR PROTECTION OR THE PROPER PRUNING AND CARE OF ROOTS WHERE ENCOUNTERED.

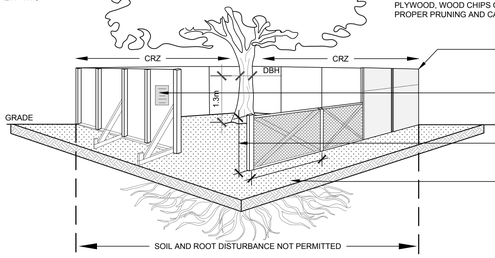

1 L.2 TREE PROTECTION FENCE
SCALE NTS

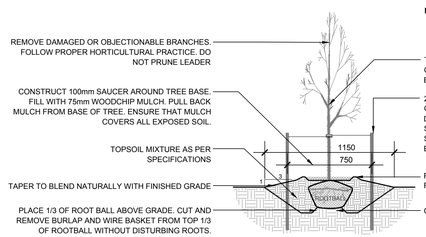

NOTES:
1. ALL DIMENSIONS ARE IN MILLIMETRES.
2. USE TREE SPECIES TOLERANT TO POORLY DRAINED SOIL CONDITIONS.

2 L.2 DECIDUOUS TREE PLANTING
SCALE NTS

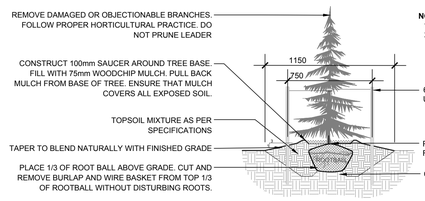

NOTES:
1. ALL DIMENSIONS ARE IN MILLIMETRES.
2. USE TREE SPECIES TOLERANT TO POORLY DRAINED SOIL CONDITIONS.

3 L.2 CONIFEROUS TREE PLANTING
SCALE NTS

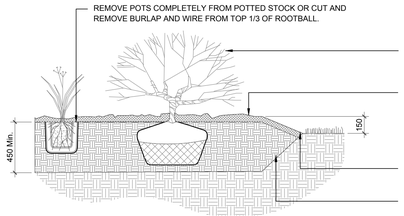

4 L.2 SHRUB / PERENNIAL PLANTING ON ROOFTOP
SCALE NTS

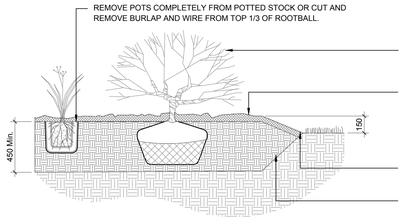

5 L.2 SHRUB / PERENNIAL PLANTING
SCALE NTS

CLIENT:

SCALIA
3780 Rue Jean-Talon E,
Montréal, QC H2A 1Y2
(514) 381-1165

CONSULTANTS

ARCHITECTS:
ACDF ARCHITECTURE
6250 Rue Hutchison, Suite 201
Montréal, QC H2V 4C5
(514) 456-1151

CIVIL ENGINEERS:
LRL ENGINEERING | INGÉNIERIE
5430 Canotek Road,
Ottawa, ON, K1J 9G2
(613) 842-3434
www.lrl.ca

LEGEND

No.	Issue	Date DD/MM/YY	DR	CK
4	REVISED AS PER COMMENTS	15/08/2025	CAT	JL
3	REVISED AS PER NEW SITE PLAN	14/08/2025	CAT	JL
2	WILDFLOWER MIX ADDED TO DRAWING	13/08/2025	CAT	JL
1	ISSUED FOR DISCUSSION AND REVIEW	07/08/2025	CAT	JL

JAMES B. LENNOX & ASSOCIATES INC.
LANDSCAPE ARCHITECTS
3332 CARLING AVE. OTTAWA, ONTARIO K2H 5A8
Tel. (613) 722-5168 Fax. 1(866) 343-3942

PROJECT
SCALIA STITTSVILLE-HAZELDEAN
6310 HAZELDEAN ROAD, OTTAWA ON

DRAWING
DETAILS

STAMP
ONTARIO ASSOCIATION OF LANDSCAPE ARCHITECTS
JAMES B. LENNOX
MEMBER

SCALE
AS SHOWN

START DATE
APRIL 2025

PROJECT NO.
25MIS2528

PROJECT NORTH

DRAWING NO.
L.2

PLOT SIZE ARCH-D