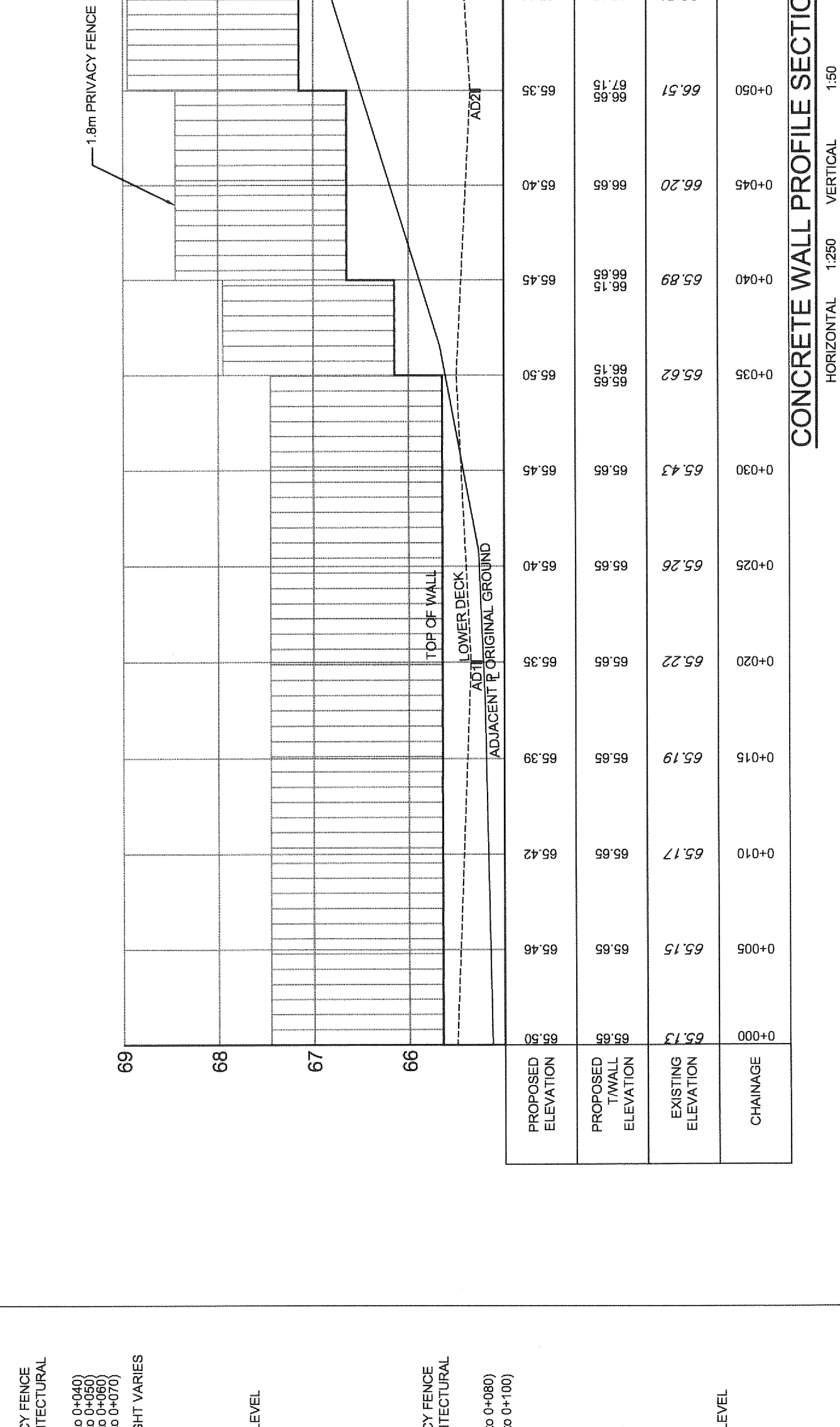
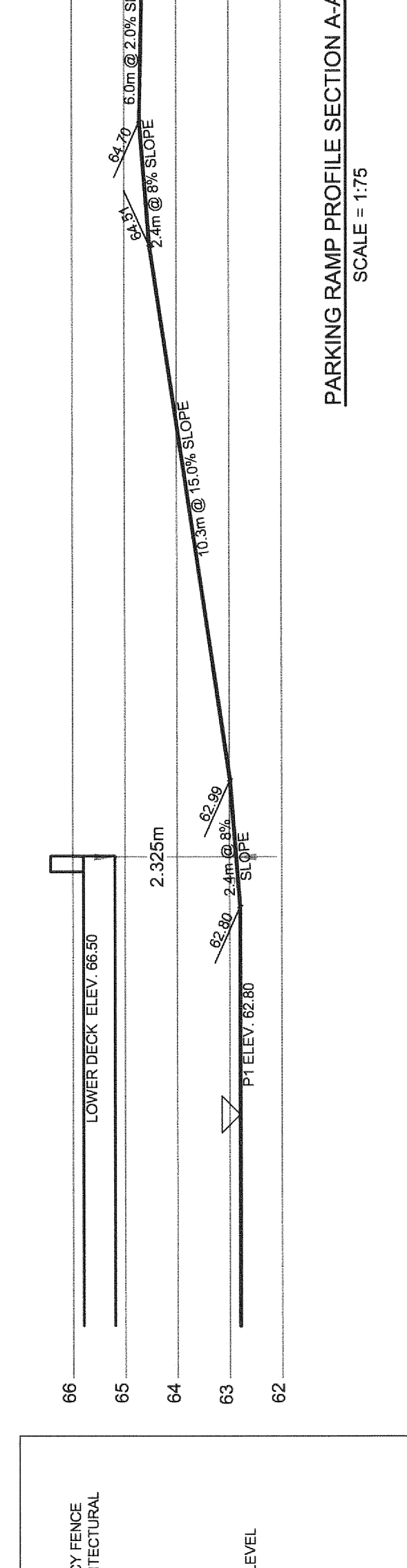
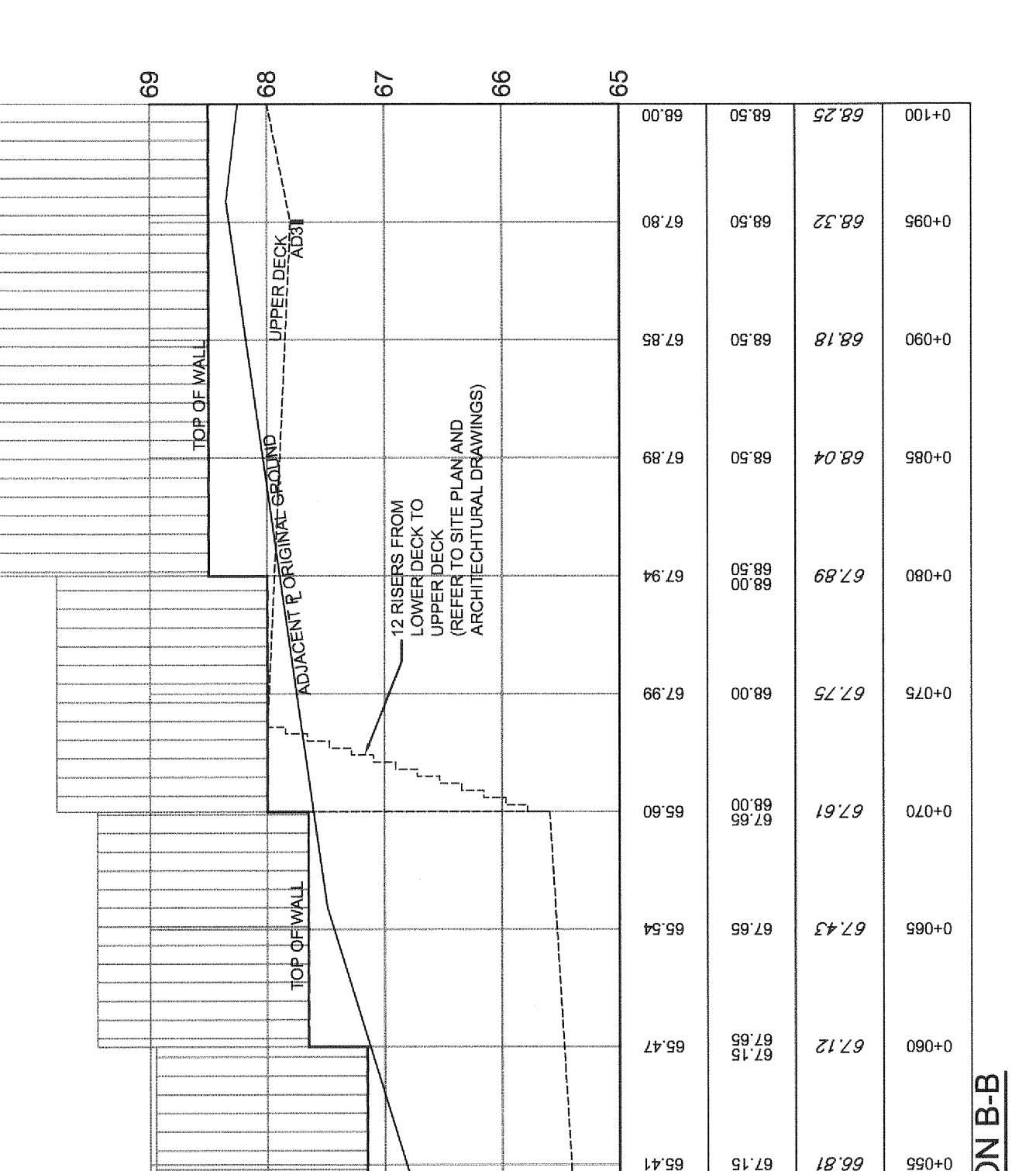
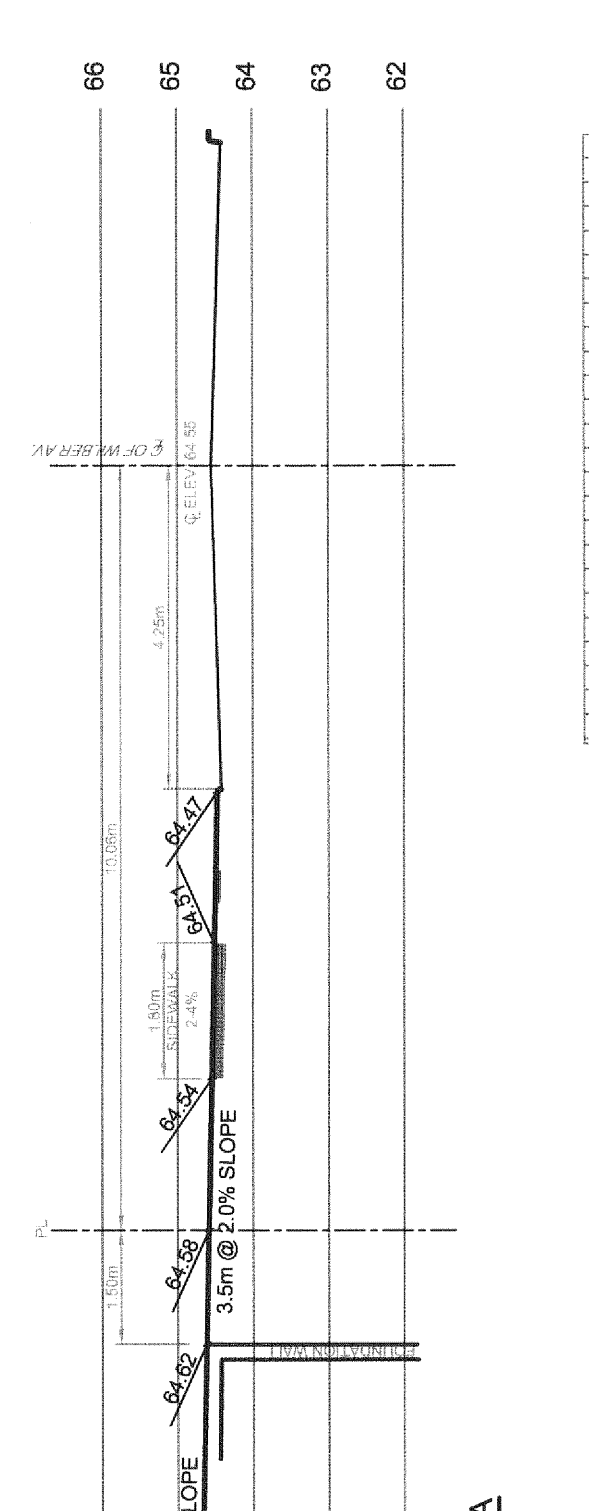


GENERAL NOTES:

- COORDINATE AND SCHEDULE ALL WORK WITH OTHER TRADES AND CONTRACTORS.
- DETERMINE THE EXACT LOCATION, SIZE, MATERIAL AND ELEVATION OF ALL EXISTING UTILITIES AND RECORD THEM ON THIS PLAN. THE CONTRACTOR SHALL BE RESPONSIBLE FOR ALL EXISTING UTILITIES WHETHER OR NOT SHOWN ON THIS DRAWING.
- OBTAIN ALL NECESSARY PERMITS AND APPROVALS FROM THE CITY OF OTTAWA BEFORE COMMENCING CONSTRUCTION.
- BEFORE COMMENCING CONSTRUCTION OBTAIN AND PROVIDE PROOF OF INSURANCE COVERAGE TO THE CITY OF OTTAWA. THE CITY OF OTTAWA'S INSURANCE POLICY TO NAME OWNERS, ENGINEERS AND ARCHITECTS AS CO-INSURED.
- RESTORE ALL DISTURBED AREAS ON-SITE AND OFF-SITE, INCLUDING TRENCHES AND EXCAVATIONS TO ORIGINAL OR BETTER CONDITIONS. ALL EXCAVATIONS SHALL BE BACKFILLED WITH A LICENSED UNFILL MATERIAL.
- REUSE AND RECYCLE ALL POSSIBLE EXCAVATED MATERIAL. ORGANIC MATERIAL AND DEBRIS SHALL BE OTHERWISE INSTRUCTED BY ENGINEER. EXCAVATE AND REMOVE FROM SITE ANY CONTAMINATED MATERIAL. ALL CONTAMINATED MATERIAL SHALL BE DISPOSED OF AT A LICENSED UNFILL FACILITY.
- ALL ELEVATIONS ARE GEODETIC.
- REFER TO ARCHITECT'S AND LANDSCAPE ARCHITECT'S DRAWINGS FOR BUILDING AND HARDSHIP AREAS AND DIMENSIONS.
- REFER TO STORM WATER MANAGEMENT AND SERVICES BRIEF REPORT (R.011-17)-10 OCTOBER 2017 PREPARED BY NOVATECH ENGINEERING CONSULTANTS LTD. AS PART OF THE CIVIL ENGINEERING STUDY.
- SAVES AND UNDEVELOPED GRASS AREAS AT ALL ROAD CUTS AND ASPHALT TIE IN POINTS SHALL BE REVEGETATED WITH GRASS SEEDS (4%).
- PROVIDE LINE PAINTING.
- CONTRACTOR TO PROVIDE THE CONSULTANT WITH A GENERAL PLAN OF SERVICES INDICATING ALL SERVICES AS BUILT INFORMATION SHOWN ON THIS PLAN. AS BUILT INFORMATION MUST INCLUDE PIPE MATERIAL, SIZE, LENGTH, SLOPE, INVERT ELEVATION AND ANY ALIGNMENT CHANGES, ETC.
- DESIGN AS PER BY-LAW REGULATIONS, CITY STANDARDS AND GOOD ENGINEERING PRACTICE.

GEOTECHNICAL REPORT:

- REFER TO GEOTECHNICAL INVESTIGATION (FOUR-000-00-01 JAN. 2011) PREPARED BY PATRICK GROUP CONSULTING ENGINEERS.
- ALL TOPSOIL, ORGANIC OR DELETERIOUS MATERIAL MUST BE ENTIRELY REMOVED FROM THE SITE AND THE EXPOSED AREAS SHALL BE PROTECTED BY THE ENGINEER.
- EXPOSED AREAS SHALL BE PROTECTED BY A LARGE STEEL DRUM ROLLER AND INSPECTED BY THE GEOTECHNICAL ENGINEER PRIOR TO THE PLACEMENT OF GRANULARS.
- ANY SOFT AREAS EVIDENT FROM THE PROOF ROLLING SHOULD BE SUB-EXCAVATED AND REPAIRED WITH SUITABLE MATERIAL THAT MEETS THE REQUIREMENTS OF THE STANDARD PROCTOR MAXIMUM DRY DENSITY VALUE. ANY ADDITIONAL GRANULAR FILL USED BELOW THE PROPOSED SUB-BASE SHOULD BE COMPACTED TO AT LEAST 95% OF THE STANDARD PROCTOR MAXIMUM DRY DENSITY VALUE.
- MINIMUM OF 2% GRADE FOR ALL GRASS AREAS UNLESS OTHERWISE NOTED.
- MAXIMUM TERRACING GRADE TO BE 3:1 UNLESS OTHERWISE NOTED.
- ALL GRADIES BY CURBS ARE EDGE OF PAVEMENT GRADES UNLESS OTHERWISE INDICATED.
- ALL CURBS SHALL BE BARRIER CURB (150MM) UNLESS OTHERWISE NOTED AND CONSTRUCTED AS PER CITY OF OTTAWA STANDARDS (S.C.1).
- REFER TO LANDSCAPE PLAN FOR PLANTING AND OTHER LANDSCAPE FEATURE DETAILS.
- CONTRACTOR TO PROVIDE THE CONSULTANT WITH A GRADING PLAN INDICATING AS-BUILT ELEVATIONS OF ALL DESIGN GRADIES SHOWN ON THIS PLAN.



NOVATECH ENGINEERING CONSULTANTS LTD.
 ENGINEERS & PLANNERS
 2000-1000
 111130-00
 REV # 01
 DRAWING NO. 111130-GR

FOR REVIEW ONLY

NO.	DATE	BY	REVISION
1.	OCT 08/11	GJM	ISSUED FOR SITE PLAN APPLICATION

PROFESSIONAL ENGINEER
 J. A. McGRATH
 111130-GR

NOTE:
 CONTRACTOR TO CONFIRM ELEVATIONS OF INFRASTRUCTURE IN THE STREET PRIOR TO EXTENDING SERVICES INTO THE SITE AND SHALL NOTIFY ENGINEER OF ANY DISCREPANCIES IMMEDIATELY.

CLARIDGE HOMES
 CLARIDGE HOMES
 SUITE 2001,
 210 GLADSTONE AVENUE,
 OTTAWA, ONTARIO
 K2P 0T6

EROSION AND SEDIMENT CONTROL NOTES:

- THE CONTRACTOR SHALL PLACE FILTER CLOTH UNDER THE CATCH-BASIN AND MANHOLE GRATES FOR THE DURATION OF CONSTRUCTION AND WILL REMAIN IN PLACE DURING ALL PHASES OF CONSTRUCTION.
- SILT FENCING FOR ENTIRE PERIMETER OF SITE SHALL BE UTILIZED TO CONTROL EROSION FROM THE SITE DURING CONSTRUCTION.
- PREPARATION AND CONSTRUCTION IN ACCORDANCE WITH THE CURRENT BEST PRACTICES FOR EROSION AND SEDIMENT CONTROL. MEASURES MAY BE SUBJECT TO PENALTIES IMPOSED BY ANY APPLICABLE REGULATORY AGENCY.
- PREVENT SEDIMENTS FROM ENTERING STRUCTURES AND INSTALL AND MAINTAIN A LIGHT DUTY SILT FENCE BARRIER AS REQUIRED.