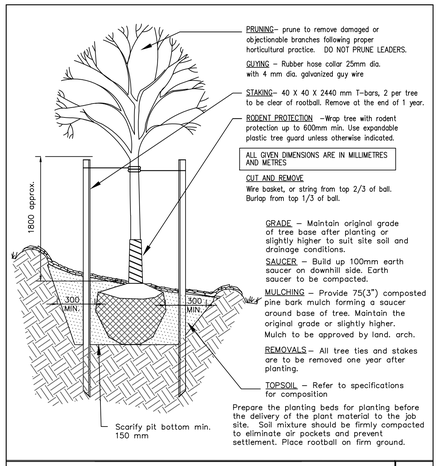

STANDARD DECIDUOUS TREE PLANTING DETAIL | D1

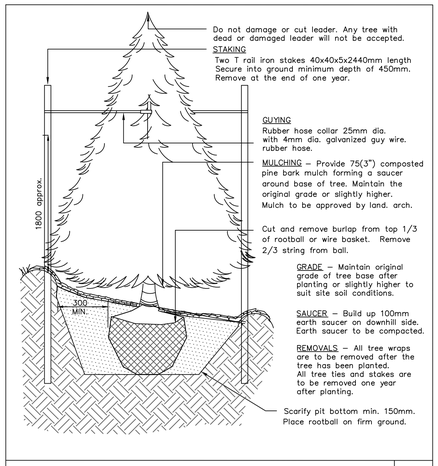

STANDARD CONIFEROUS TREE DETAIL | D2

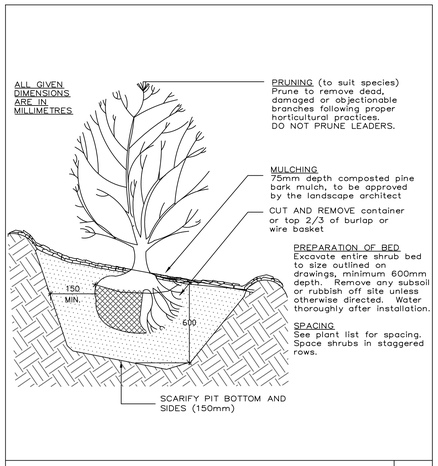

DECIDUOUS / CONIFEROUS SHRUB PLANTING DETAIL | D3

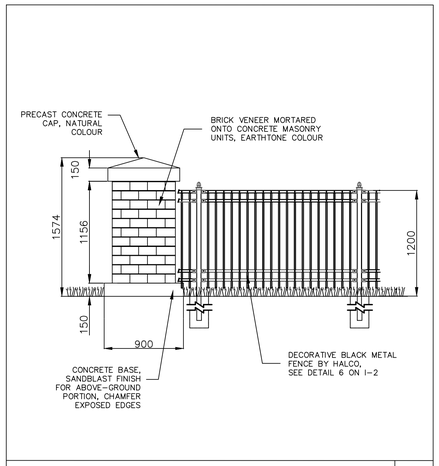

BRICK VENEER COLUMNS | D4

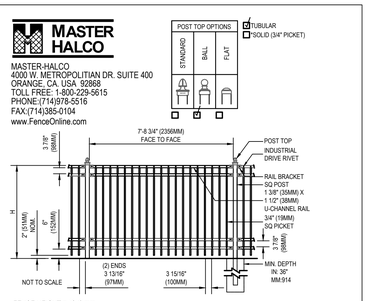

FENCE HEIGHT = 1219 mm

NOTES

1. INSTALLATION TO BE COMPLETED IN ACCORDANCE WITH MANUFACTURER'S SPECIFICATIONS.
2. DO NOT SCALE DRAWINGS.
3. METRIC DIMENSIONS ARE NOMINAL EQUIVALENTS TO U.S. DIMENSIONS
4. SPECIFICATIONS SHOWN CAN BE CHANGED BY THE MANUFACTURER ONLY.
5. FOOTING WIDTH TO BE (4X) POST WIDTH.
6. THES FENCE STYLES ARE AVAILABLE IN SOLID STEEL. SEE DETAIL ON 014-047.
7. CONTRACTORS NOTE - FOR PRODUCT AND COMPANY INFORMATION VISIT WWW.CADDETAILS.COMINFO REFERENCE NUMBER 014-012.

DECORATIVE METAL FENCE | D5

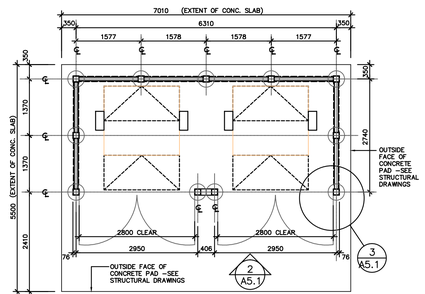

1 A5.1 GARBAGE ENCLOSURE-PLAN VIEW
SCALE: NTS

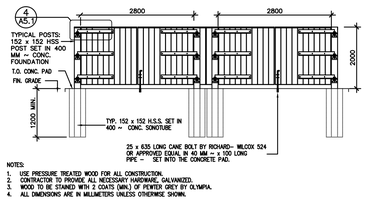

NOTES:
1. USE PRESSURE TREATED WOOD FOR ALL CONSTRUCTION.
2. CONTRACTOR TO PROVIDE ALL NECESSARY HARDWARE, GALVANIZED.
3. WOOD TO BE STAINED WITH 2 COATS (MIN.) OF PEWTER GREY BY OLYMPIA.
4. ALL DIMENSIONS ARE IN MILLIMETERS UNLESS OTHERWISE SHOWN.

2 A5.1 GARBAGE ENCLOSURE-FRONT VIEW
SCALE: NTS

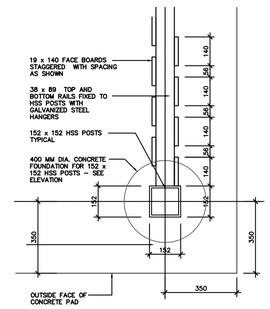

3 A5.1 CORNER DETAIL
SCALE: NTS

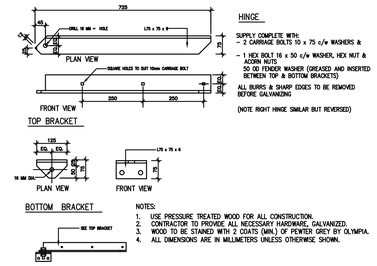

NOTES:
1. USE PRESSURE TREATED WOOD FOR ALL CONSTRUCTION.
2. CONTRACTOR TO PROVIDE ALL NECESSARY HARDWARE, GALVANIZED.
3. WOOD TO BE STAINED WITH 2 COATS (MIN.) OF PEWTER GREY BY OLYMPIA.
4. ALL DIMENSIONS ARE IN MILLIMETERS UNLESS OTHERWISE SHOWN.

4 A5.1 HINGE DETAIL
SCALE: NTS

WOOD GARBAGE ENCLOSURE | D6

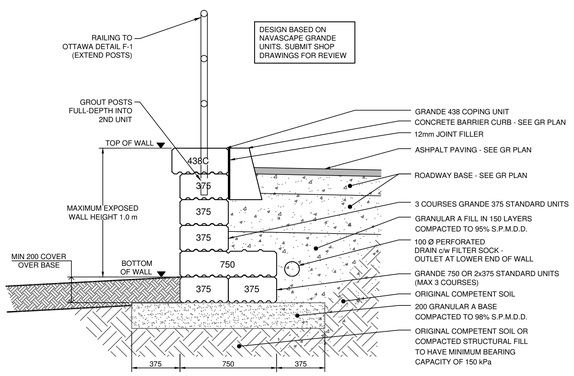

1 A7.0 RETAINING WALL MAX HEIGHT 1.0m
SCALE: 1:20

RETAINING WALL | D7

NOTE:
THE POSITION OF ALL POLE LINES, CONDUITS, WATERMAINS, SEWERS AND OTHER UNDERGROUND AND OVERGROUND UTILITIES AND STRUCTURES IS NOT NECESSARILY SHOWN ON THE CONTRACT DRAWINGS, AND WHERE SHOWN, THE ACCURACY OF THE POSITION OF SUCH UTILITIES AND STRUCTURES IS NOT GUARANTEED. BEFORE STARTING WORK, DETERMINE THE EXACT LOCATION OF ALL SUCH UTILITIES AND STRUCTURES AND ASSUME ALL LIABILITY FOR DAMAGE TO THEM.

No.	REVISION	DATE	BY
6.	ISSUED FOR FINAL SITE PLAN SUBMISSION	DEC 12/14	RJ
5.	ISSUED FOR OMB ORDER	NOV 20/14	RJ
4.	REVISED PER CITY COMMENTS	OCT 31/14	RJ
3.	GENERAL REVISIONS	MAY 9/14	ML
2.	ISSUED FOR SITE PLAN APPLICATION	DEC 20/13	JF
1.	ISSUED FOR CLIENT REVIEW	DEC 19/13	JF

SCALE

DESIGN JF
CHECKED JF
DRAWN JF
CHECKED RJ
APPROVED MS

FOR REVIEW ONLY

ONTARIO ASSOCIATION OF LANDSCAPE ARCHITECTS
MEMBER

NOVATECH
Engineers, Planners & Landscape Architects
Suite 200, 240 Michael Cowpland Drive
Ottawa, Ontario, Canada K2M 1P6
Telephone (613) 254-9643
Facsimile (613) 254-5867
Website www.novatech-eng.com

LOCATION
401 MARCH ROAD
STARBANK DEVELOPMENT

DRAWING NAME
LANDSCAPE DETAILS

PROJECT No. 113023-00
REV REV # 06
DRAWING No. 113023-L2

M:\2013\113023\CAD\Landscape\SPA\113023-L1.dwg, L2, Dec 10, 2014 - 10:13am, rjames
PLANOT.CFG? - V33Plots\3D.ctb