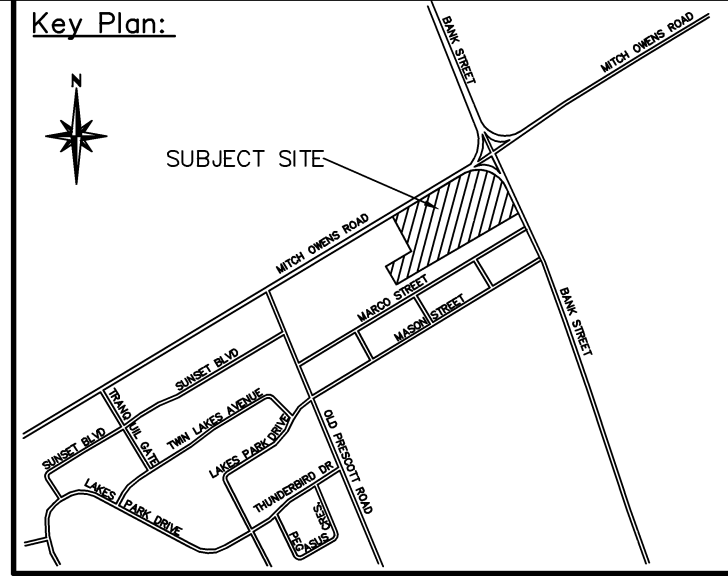

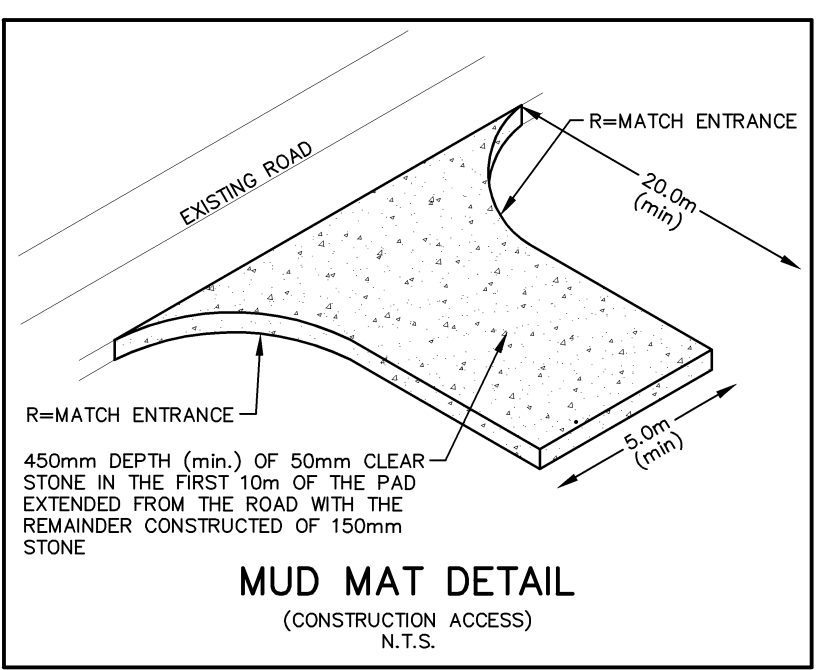
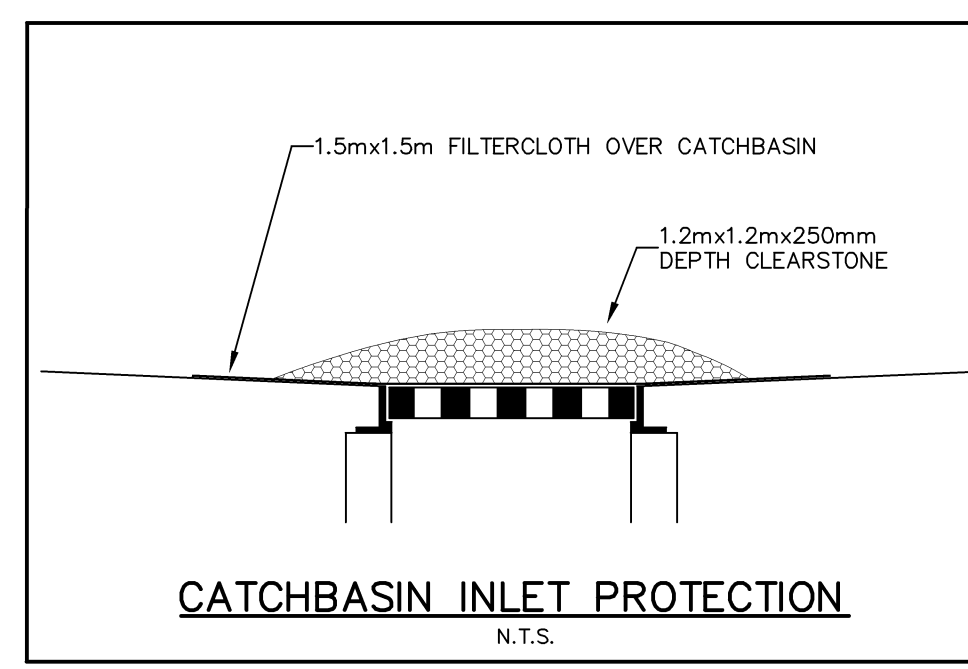


MITCH OWENS ROAD

NOTE: ACCESS TO SITE TO BE DETERMINED IN CONJUNCTION WITH FUTURE ROAD WORK DESIGN BY OTHERS



CAUTION
CONTRACTOR TO DETERMINE LOCATION OF EXISTING UTILITIES PRIOR TO CONSTRUCTION.



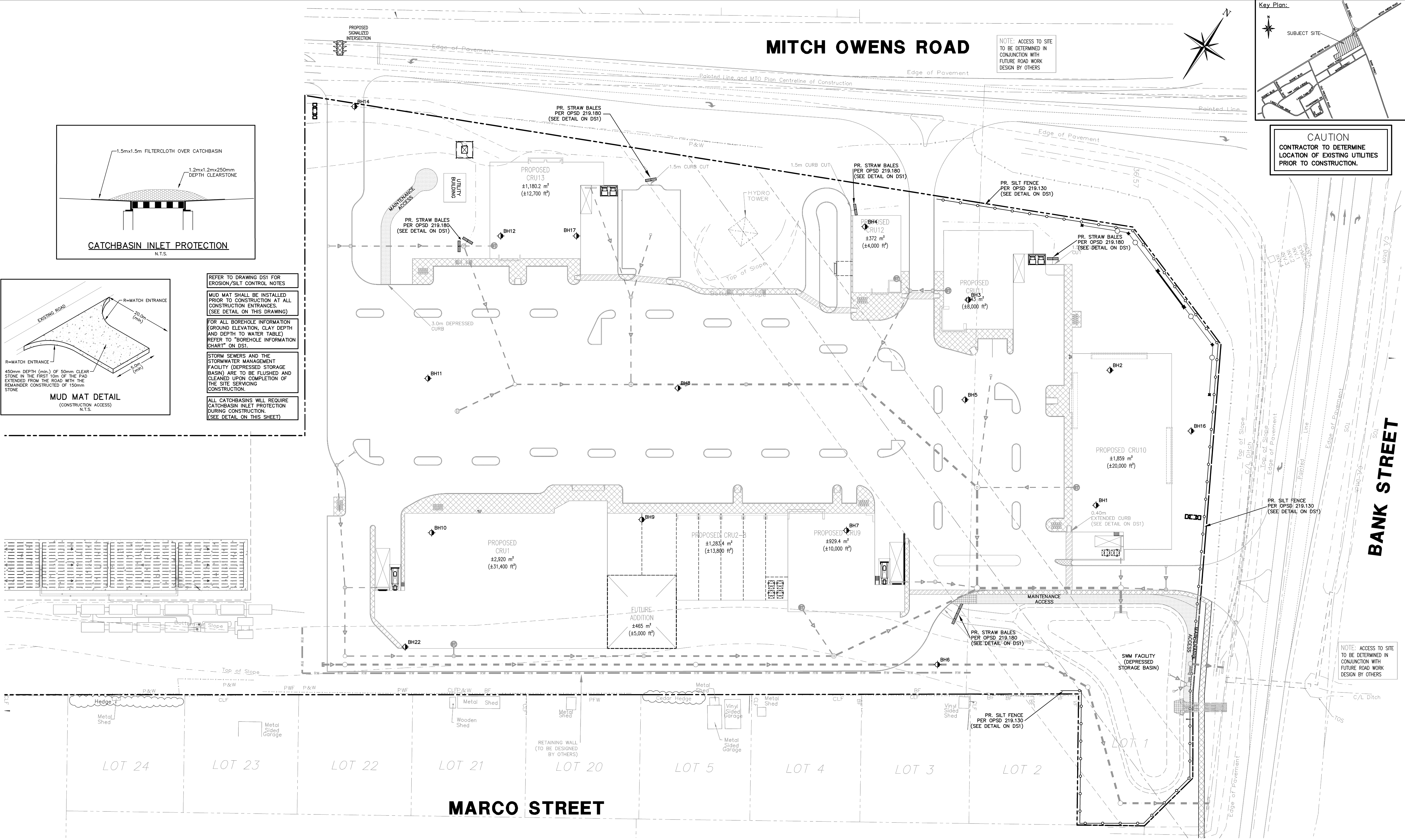
REFER TO DRAWING DSI FOR EROSION/SILT CONTROL NOTES

MUD MAT SHALL BE INSTALLED PRIOR TO CONSTRUCTION AT ALL CONSTRUCTION ENTRANCES. (SEE DETAIL ON THIS DRAWING)

FOR ALL BOREHOLE INFORMATION (GROUND ELEVATION, CLAY DEPTH AND DEPTH TO WATER TABLE) REFER TO "BOREHOLE INFORMATION CHART" ON DSI.

STORM SEWERS AND THE STORMWATER MANAGEMENT FACILITY (DEPRESSED STORAGE BASIN) ARE TO BE FLUSHED AND CLEANED UPON COMPLETION OF THE SITE SERVING CONSTRUCTION.

ALL CATCHBASINS WILL REQUIRE CATCHBASIN INLET PROTECTION DURING CONSTRUCTION. (SEE DETAIL ON THIS SHEET)



NOTE: ACCESS TO SITE TO BE DETERMINED IN CONJUNCTION WITH FUTURE ROAD WORK DESIGN BY OTHERS

Notes:

- Unless noted otherwise, the measurements and distances shown on this drawing are shown in meters.
- Do not scale drawings.
- It is the contractor's responsibility to verify all dimensions, levels and datums on site and report any discrepancies or omissions to WMI & Associates Ltd. prior to construction.
- This drawing is to be read and understood in conjunction with all other relevant documents applicable to this project.
- This drawing is the exclusive property of WMI & Associates Ltd. and the reproduction of any part of this document without prior written consent is strictly prohibited.

Benchmark: 113.99

#3 CONCRETE MONUMENT (001196530377), NORTH SIDE OF MITCH OWENS ROAD APPROXIMATELY 250m WEST OF THE INTERSECTION OF MITCH OWENS ROAD AND BANK STREET.



No.	Issue / Revision	Date
1	1st Submission	Feb. 4, 2014
2	1st Submission (updated)	May 14, 2014
3	2nd Submission	May 22, 2015

Greely Commercial Center

SEDIMENT & EROSION CONTROL PLAN

Client:
Alium Investments Ltd.
3338 Dufferin Street
Toronto, Ontario
M6A 3A4

WMI & Associates Limited
119 Collier Street
Barrie, Ontario
L4M 1H5
Ph 705-797-2027
www.wmiengineering.ca

Drawn By: TG
Checked By: JWL
Scale: 1:500
Project No.: 11-183
Drawing No.: SED