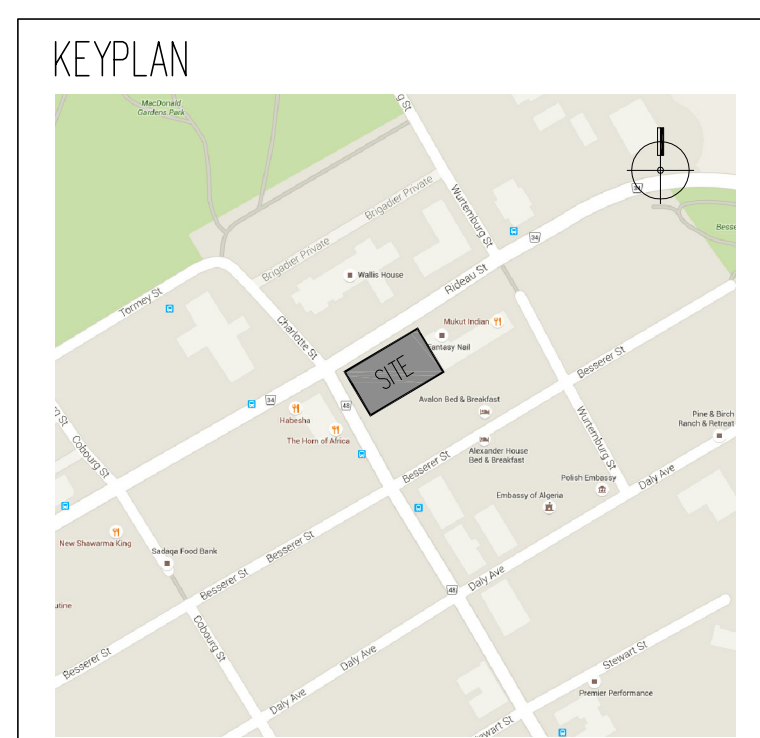


- ### GENERAL NOTES
- For landscaping, refer to landscape drawings.
 - For proposed grading, refer to landscape drawings.
 - All perimeter existing information indicated taken from survey.
 - All work to be done in conformance with the 2012 Ontario Building Code, [O.B.C., as amended].
 - Land to be conveyed to the city free and clear of all encumbrances at a nominal cost for lane widening purposes at no expense to the city.

LIST OF DRAWINGS

| | | |
|------|--------------------------|-------|
| A101 | SITE PLAN & STATISTICS | 1:200 |
| A201 | UNDERGROUND PLANS | 1:150 |
| A301 | GROUND FLOOR PLAN | 1:100 |
| A302 | 2ND - 7TH FLOORS PLANS | 1:150 |
| A401 | ELEVATIONS - PROPOSED | 1:150 |
| A402 | ELEVATIONS - AS OF RIGHT | 1:150 |
| A501 | SECTIONS - PROPOSED | 1:150 |
| A502 | SECTIONS - AS OF RIGHT | 1:150 |



SURVEY INFORMATION

PLAN OF SURVEY OF LOTS 49, 50 AND THE WEST HALF OF LOT 51 (South Rideau Street) REGISTERED PLAN 6 CITY OF OTTAWA

ANNIS, O'SULLIVAN, VOLLEBECK LTD. ONTARIO LAND SURVEYOR SUITE 500 14 CONCOURSE GATE NEPEAN, ONTARIO K2E 7S6 TEL (613) 727-0850 FAX (613) 727-1079

This drawing, as an instrument of service, is provided by and is the property of Graziani + Corazza Architects Inc. The contractor must verify and accept responsibility for all dimensions and conditions on site and must notify Graziani + Corazza Architects Inc. of any variations from the supplied information. Graziani + Corazza Architects Inc. is not responsible for the accuracy of survey, structural, mechanical, electrical, etc., engineering information shown on this drawing. Construction must conform to all applicable codes and requirements of the authorities having jurisdiction. Unless otherwise noted, no investigation has been undertaken or reported on by this office in regard to the environmental condition of this site.

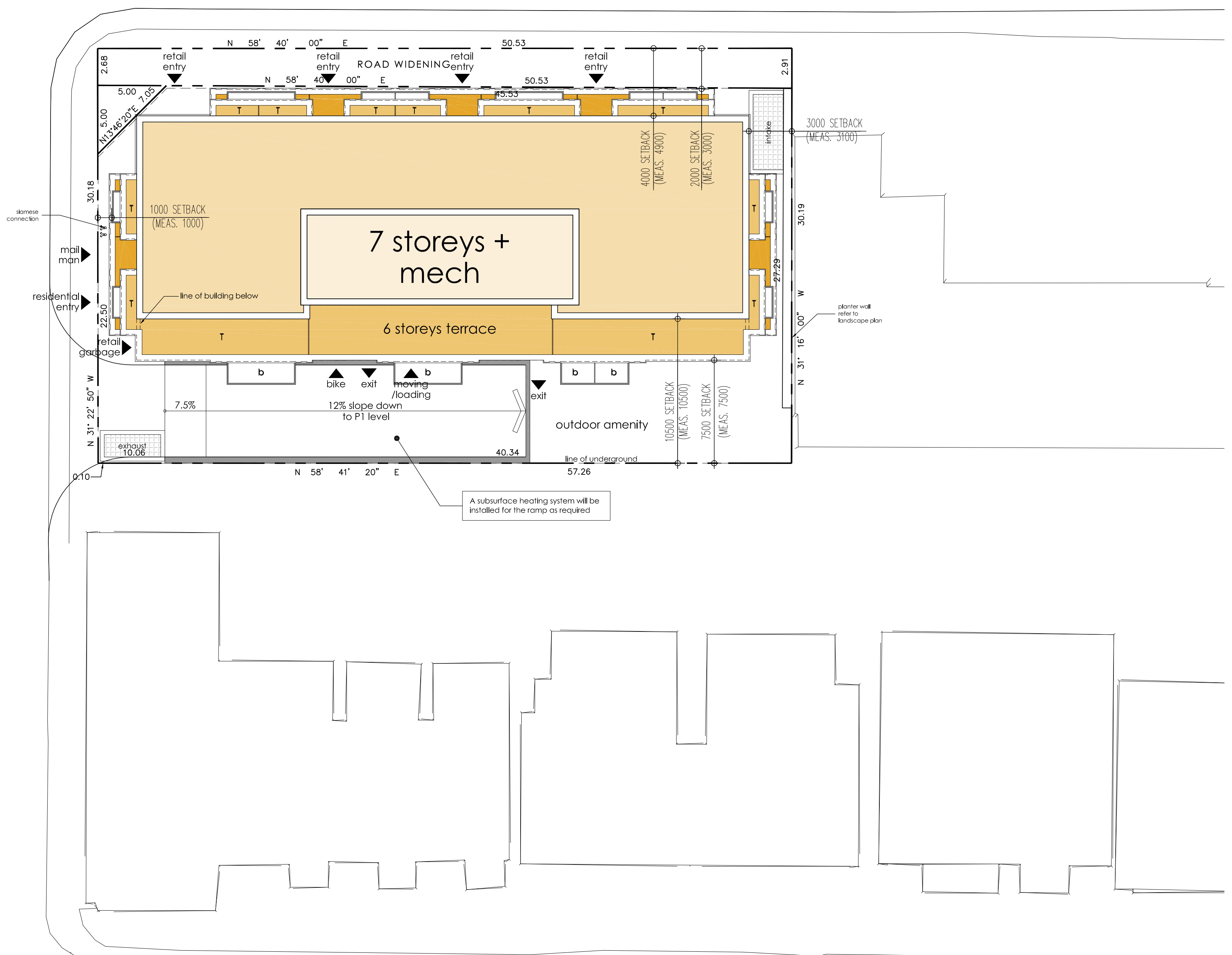
This drawing is not to be used for construction purposes until countersigned by the Architect.

This drawing is not to be scaled. All architectural symbols indicated on this drawing are graphic representations only.

- | | | |
|-----------------|----------------|------|
| 01. APR.25.2016 | ISSUED FOR SPA | E.C. |
| 02. SEP.20.2016 | ISSUED FOR CoA | E.C. |

RIDEAU STREET

CHARLOTTE STREET



STATISTICAL INFORMATION

| | REQUIRED | PROVIDED |
|---|---|--|
| 1. SITE AREA | | ± 1,525 m ² ± 16,413 ft ² ± 0.38 ha ± 0.15 ac |
| 2. G.F.A. | | GROUND ± 420 m ² ± 4,520 ft ² 2ND - 3RD ± 1,388 m ² ± 14,942 ft ² 4TH ± 672 m ² ± 7,233 ft ² 5TH - 6TH ± 1,344 m ² ± 14,467 ft ² 7TH ± 523 m ² ± 5,627 ft ² TOTAL G.F.A. ± 4,347 m² ± 46,789 ft² |
| 3. F.S.I. | MAXIMUM F.S.I. = 3 | 2.85 |
| 4. BUILDING HEIGHT | MAXIMUM PERMITTED HEIGHT 22 m AND NO GREATER THAN 7 STOREYS | 7 STOREYS 24.5 m + 4 m MECH (FROM GROUND FLOOR TO TOP OF ROOF SLAB) |
| 5. UNIT COUNT | | GROUND = 0 u 2ND - 3RD (13 u/Flr x 2 flrs) = 26 u 4TH = 13 u 5TH - 6TH (13 u/Flr x 2 flrs) = 26 u 7TH = 7 u TOTAL UNITS 72 u |
| 6. UNIT BREAKDOWN | | 1B = 38 u (53%) 1B+0 = 28 u (39%) 2B = 4 u (5%) 2B+0 = 2 u (3%) TOTAL UNITS 72 u |
| 7. AMENITY | AS PER URBAN EXCEPTION 1697: A MINIMUM OF 16.5 m ² TOTAL AMENITY AREA MUST BE PROVIDED FOR EACH DWELLING UNIT, OF WHICH HALF MUST BE PROVIDED AS UNCOVERED OUTDOOR AMENITY AREA. 9.25 x 7.2 = 666 m ² 9.25 x 7.2 = 666 m ² | INDOOR ± 217 m ² GROUND ± 143 m ² 4TH ± 117 m ² 5TH-6TH ± 158 m ² 7TH ± 164 m ² SUBTOTAL ± 790 m ² TOTAL PROVIDED ± 1,007 m² |
| 8. PARKING | i) RESIDENTS 0.5 SPACES/UNIT = 0.5 x 72 u = 36 SPACES 36 SPACES | P2 = 31 sp P1 = 4 sp 35 SPACES |
| ii) VISITORS NONE FOR FIRST 12 UNITS AND 0.2 SPACES/UNIT FOR NEXT 300 UNITS | = 0.2 x 60 u = 12 SPACES 12 SPACES | P1 = 12 sp 12 SPACES |
| iii) RETAIL 2.5 SPACES/100 m ² | = 2.5/100 x 339 m ² = 8.475 = 9 SPACES 9 SPACES | P1 = 9 sp 9 SPACES |
| | TOTAL REQUIRED 57 SPACES | TOTAL PROVIDED 56 SPACES |
| 9. BIKE STORAGE | i) RESIDENTS 0.5 SPACES/UNIT = 0.5 x 72 u = 36 SPACES 36 SPACES | GROUND = 36 sp 36 SPACES |
| ii) RETAIL 1 SPACES/250 m ² | = 1/250 x 339 m ² = 1.356 = 1 SPACES 1 SPACES | GROUND = 1 sp 1 SPACES |
| | TOTAL REQUIRED 37 SPACES | TOTAL PROVIDED 37 SPACES |
| 10. SETBACKS | i) NORTH FRONT YARD 2 m MINIMUM ABOVE 6 STOREYS 3 m MINIMUM ABOVE 6 STOREYS WHERE THE MAX. BUILDING HEIGHT IS MORE THAN 16 m | 2 m BELOW 4 STOREYS 4 m ABOVE 4 STOREYS 3 m |
| ii) EAST INTERIOR SIDE YARD 7.5 m MINIMUM | 7.5 m BELOW 6 STOREYS 10.5 m ABOVE 6 STOREYS WHERE THE MAX. BUILDING HEIGHT IS MORE THAN 16 m | 7.5 m BELOW 6 STOREYS 10.5 m ABOVE 6 STOREYS |
| iii) SOUTH REAR YARD 1 m MINIMUM | 1 m | 1 m |
| iv) WEST CORNER SIDE YARD | | |

issued for revisions

GRAZIANI + CORAZZA ARCHITECTS INC.

1120 Shearson Drive, Suite 100, Mississauga, Ontario L4W 1C3
Phone: 905.795.2601 Fax: 905.795.2844 www.gc-architects.com

PROPOSED MIXED USE DEVELOPMENT
594 Rideau

OTTAWA ONTARIO

Project Architect: **E. Corazza**
Assistant Designer: **L. Wong**
Drawn By: **L. Wong**
Checked By: **D. Biase**
Plot Date: **Dec 22, 2016**
Job #: **1313.152**

SITE PLAN & STATISTICS

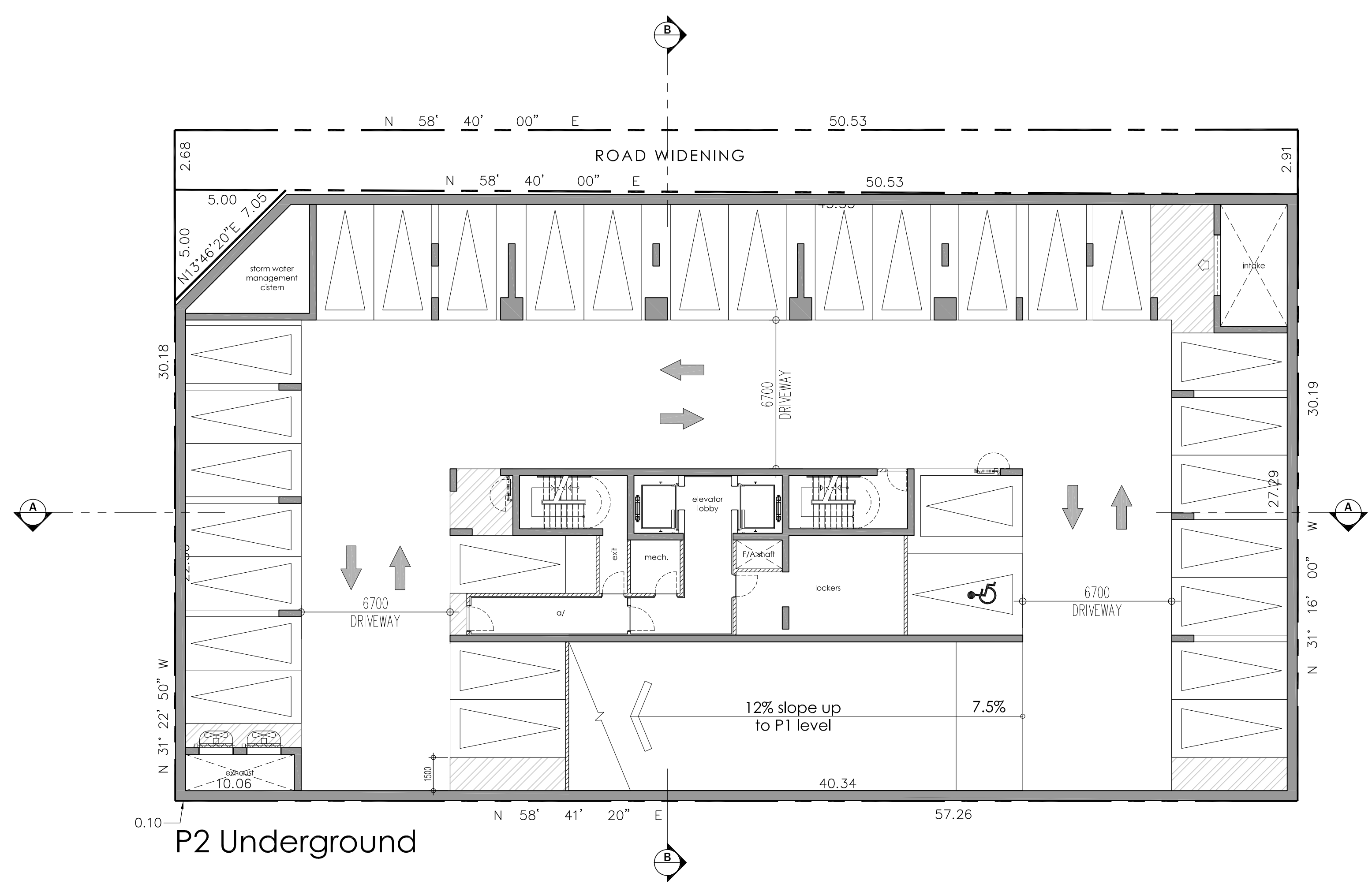
1:200 **A101**

TITLEBLOCK SIZE: 610 x 950

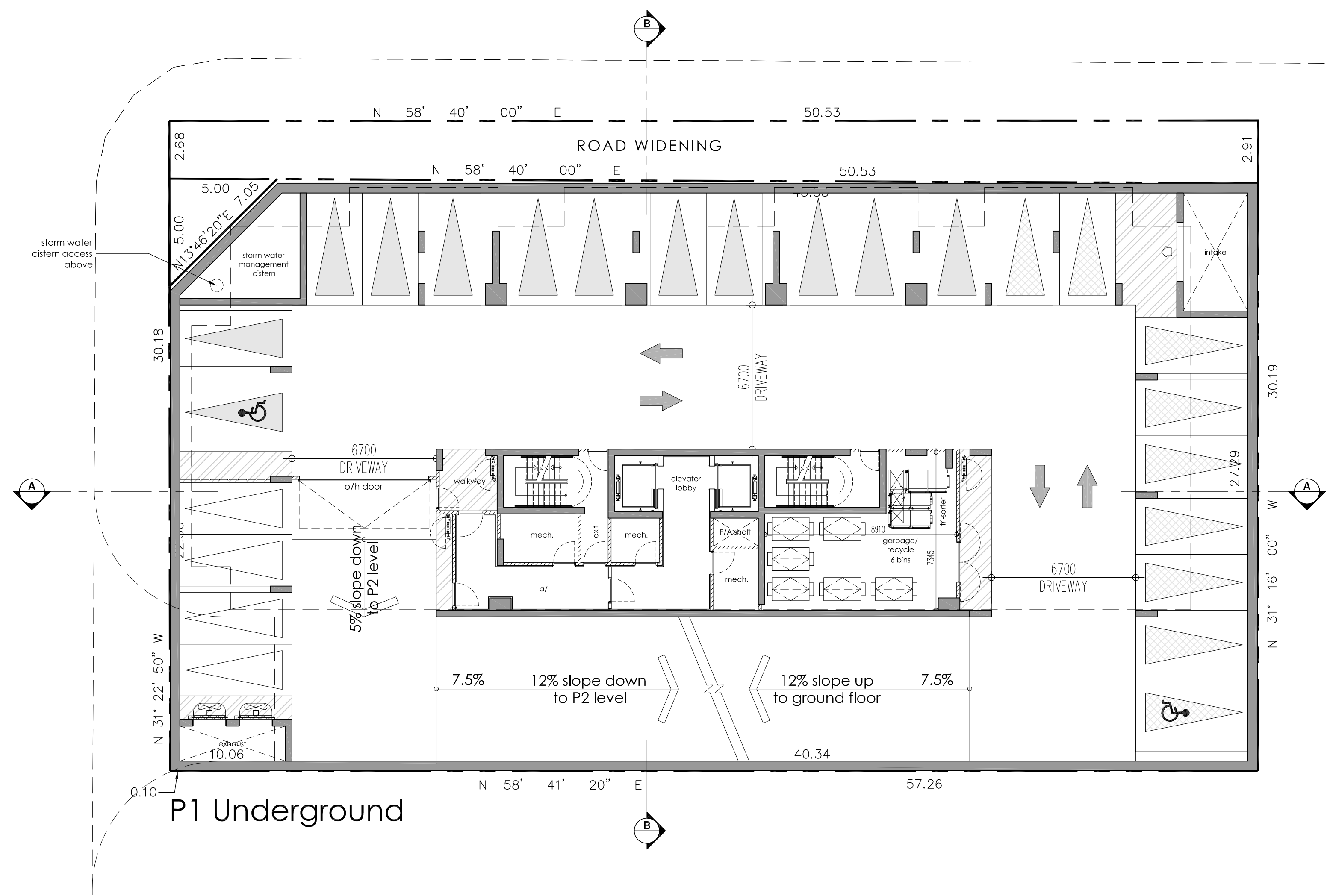
This drawing, as an instrument of service, is provided by and is the property of Graziani + Corazza Architects Inc. The contractor must verify and accept responsibility for all dimensions and conditions on site and must notify Graziani + Corazza Architects Inc. of any variations from the supplied information. Graziani + Corazza Architects Inc. is not responsible for the accuracy of surveys, structural, mechanical, electrical, etc., engineering information shown on this drawing. Refer to the appropriate engineering drawings before proceeding with the work. Construction must conform to all applicable codes and requirements of the authorities having jurisdiction. Unless otherwise noted, no investigation has been undertaken or reported on by this office in regard to the environmental condition of this site. This drawing is not to be used for construction purposes until countersigned by the Architect.

This drawing is not to be scaled. All architectural symbols indicated on this drawing are graphic representations only.

- 01. APR.25.2016 ISSUED FOR SPA E.C.
- 02. SEP.20.2016 ISSUED FOR CoA E.C.



P2 Underground




P1 Underground

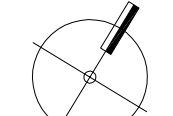
issued for revisions


GRAZIANI + CORAZZA
 ARCHITECTS INC.
 1320 Shearson Drive, Suite 100, Mississauga, Ontario L4W 1C3
 Phone: 905.795.2601 Fax: 905.795.2844 www.gc-architects.com

PROPOSED MIXED USE DEVELOPMENT
594 Rideau

OTTAWA  ONTARIO
 Project Architect: E. Corazza
 Assistant Designer: L. Wong
 Drawn By: L. Wong
 Checked By: D. Biase
 Plot Date: Dec 22, 2016
 Job #: 1313.152

UNDERGROUND PLANS

 1:150 A201

TITLEBLOCK SIZE: 610 x 950

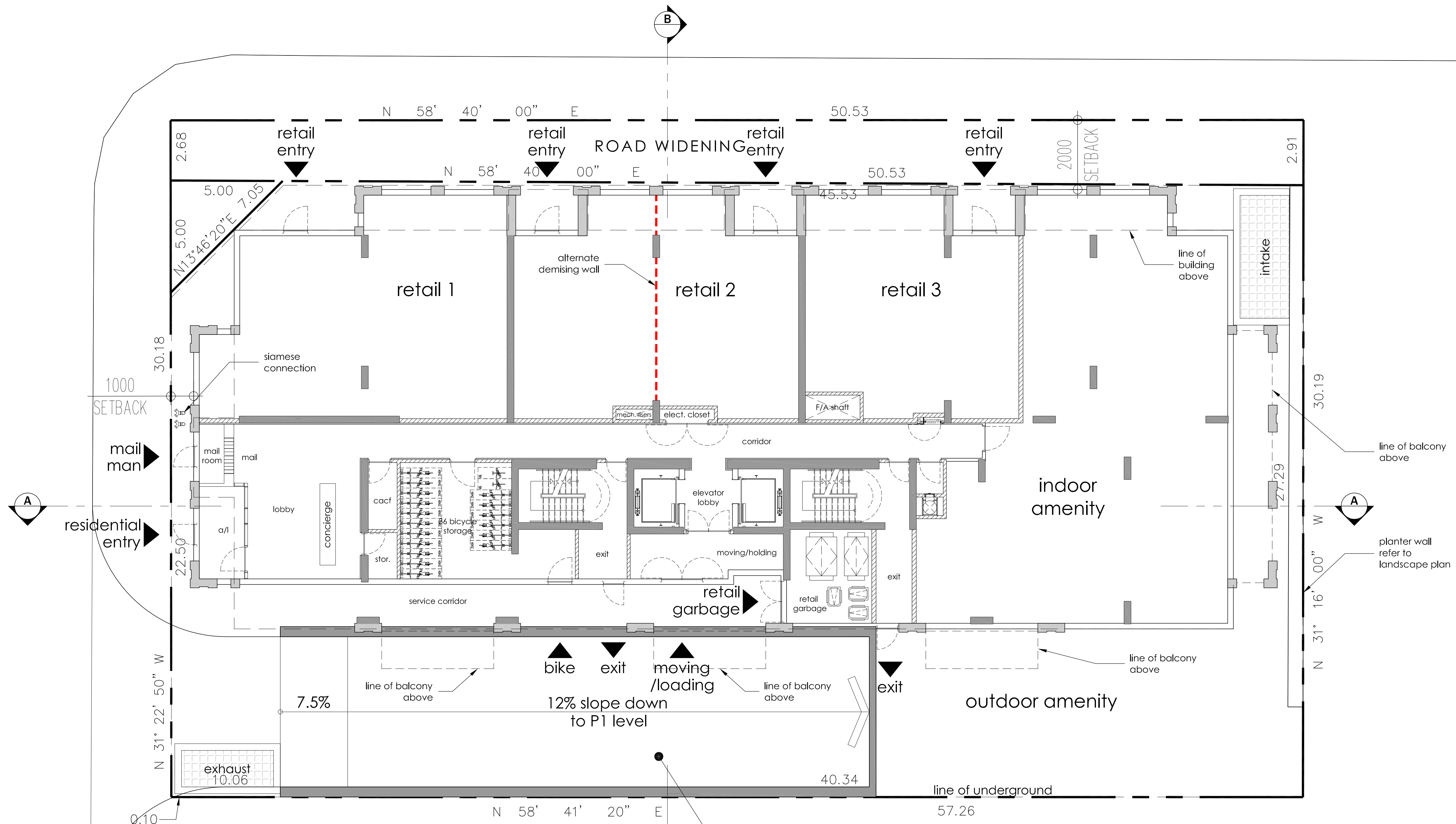
This drawing, as an instrument of service, is provided by and is the property of Graziani + Corazza Architects Inc. The contractor must verify and accept responsibility for all dimensions and conditions on site and must notify Graziani + Corazza Architects Inc. of any variations from the supplied information. Graziani + Corazza Architects Inc. is not responsible for the accuracy of surveys, structural, mechanical, electrical, etc., engineering information shown on this drawing. Refer to the appropriate engineering drawings before proceeding with the work. Construction must conform to all applicable codes and requirements of the authorities having jurisdiction. Unless otherwise noted, no investigation has been undertaken or reported on by this office in regard to the environmental condition of this site. This drawing is not to be used for construction purposes until countersigned by the Architect.

This drawing is not to be scaled. All architectural symbols indicated on this drawing are graphic representations only.

- 01. APR.25.2016 ISSUED FOR SPA E.C.
- 02. SEP.20.2016 ISSUED FOR CoA E.C.

RIDEAU STREET

CHARLOTTE STREET



Ground Floor

G.F.A. = 420 m2 (4,520 ft2)
 Retail = 340 m2 (3,667 ft2)
 Indoor Amenity = 217 m2 (2,336 ft2)

A subsurface heating system will be installed for the ramp as required

issued for revisions

GRAZIANI + CORAZZA ARCHITECTS INC.

1120 Shearson Drive, Suite 100, Mississauga, Ontario L4W 1C3
 Phone: 905.795.2601 Fax: 905.795.2844 www.gc-architects.com

PROPOSED MIXED USE DEVELOPMENT
 594 Rideau

OTTAWA ONTARIO

Project Architect: E. Corazza
 Assistant Designer: L. Wong
 Drawn By: L. Wong
 Checked By: D. Biase
 Plot Date: Dec 22, 2016
 Job #: 1313.152

GROUND FLOOR PLAN

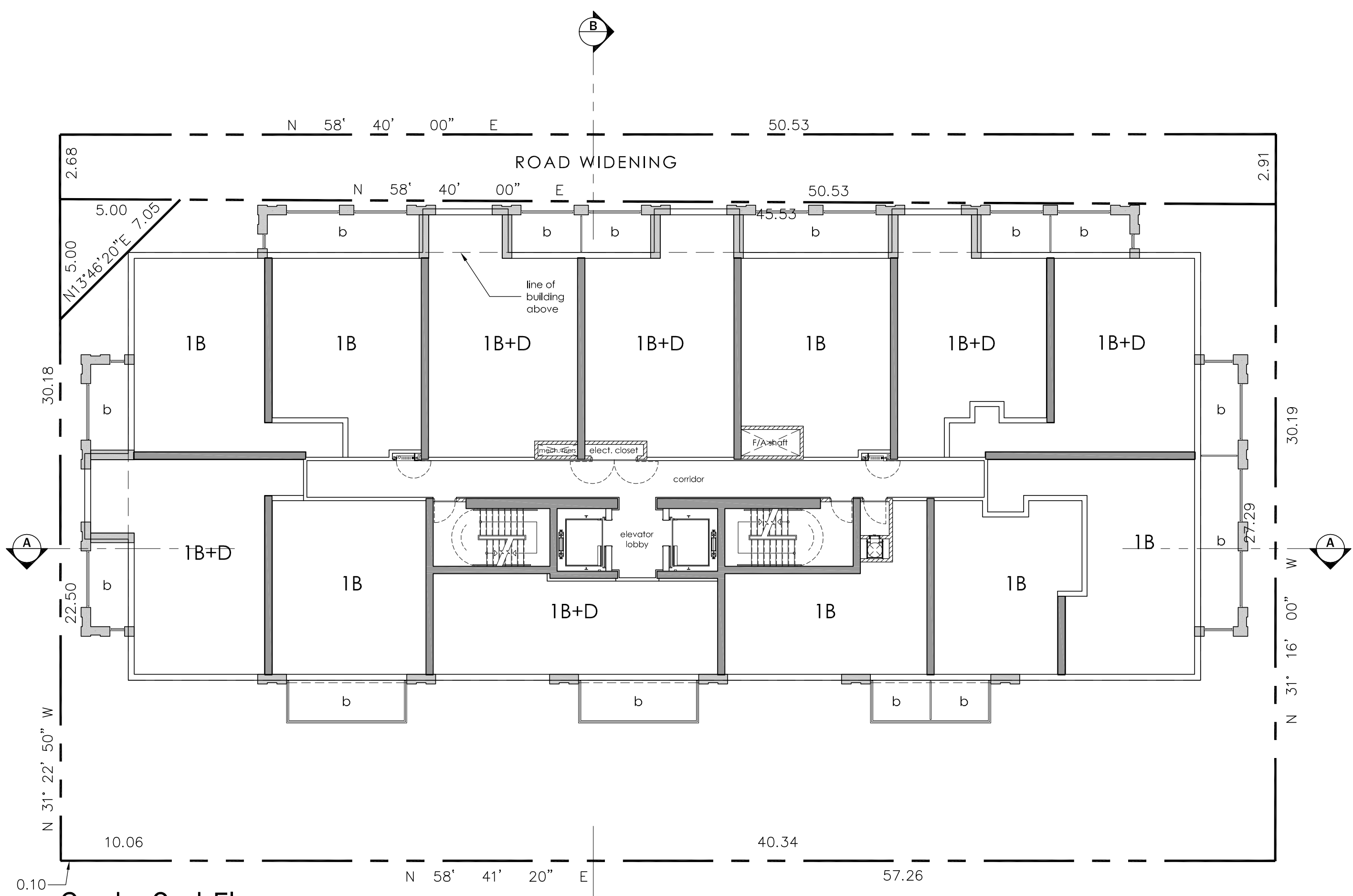
1:100 A301

TITLEBLOCK SIZE: 610 x 950

This drawing, as an instrument of service, is provided by and is the property of Graziani + Corazza Architects Inc. The contractor must verify and accept responsibility for all dimensions and conditions on site and must notify Graziani + Corazza Architects Inc. of any variations from the supplied information. Graziani + Corazza Architects Inc. is not responsible for the accuracy of surveys, structural, mechanical, electrical, etc., engineering information shown on this drawing. Refer to the appropriate engineering drawings before proceeding with the work. Construction must conform to all applicable codes and requirements of the authorities having jurisdiction. Unless otherwise noted, no investigation has been undertaken or reported on by this office in regard to the environmental condition of this site. This drawing is not to be used for construction purposes until countersigned by the Architect.

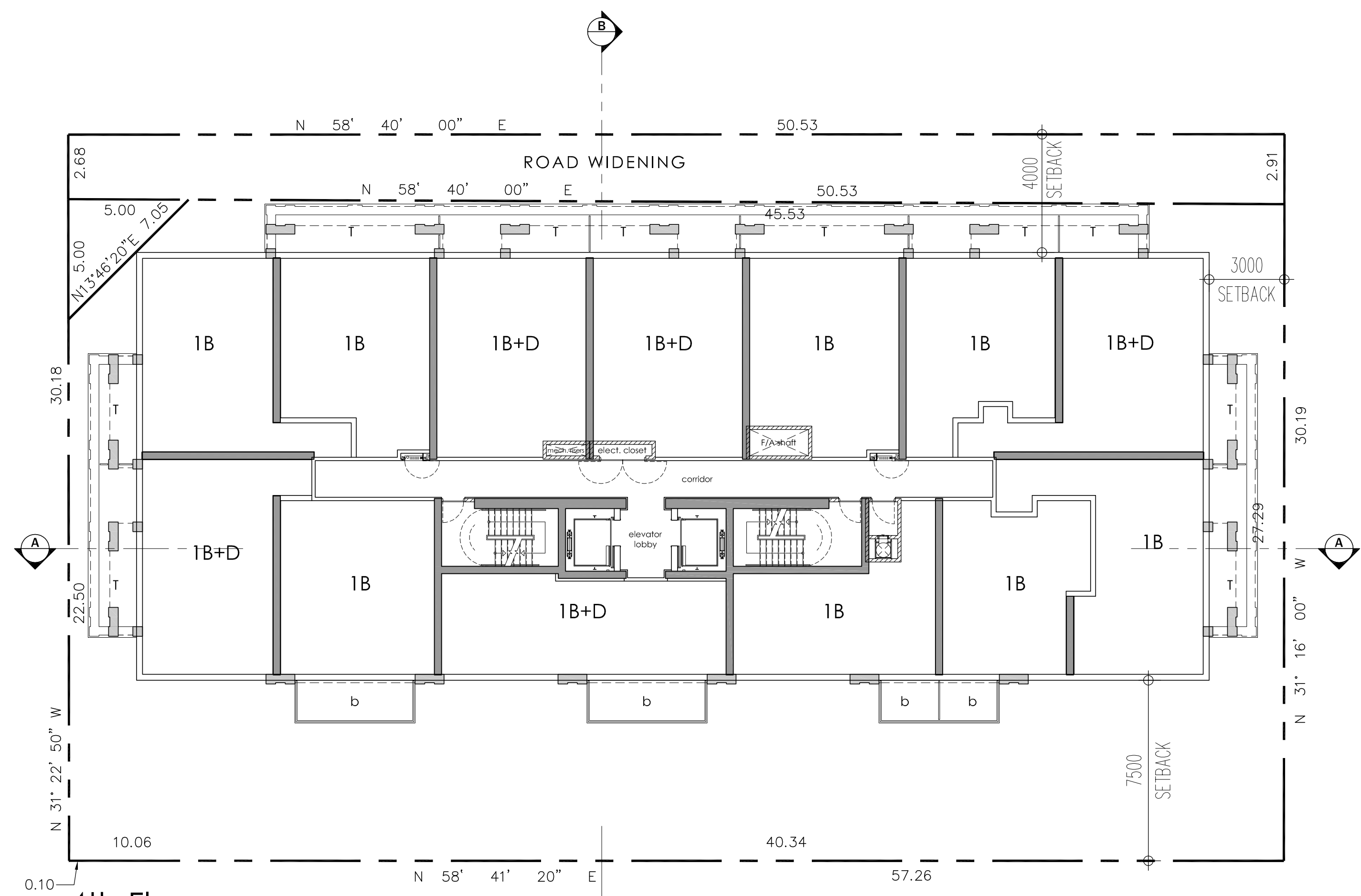
This drawing is not to be scaled. All architectural symbols indicated on this drawing are graphic representations only.

- 01. APR.25.2016 ISSUED FOR SPA E.C.
- 02. SEP.20.2016 ISSUED FOR CoA E.C.



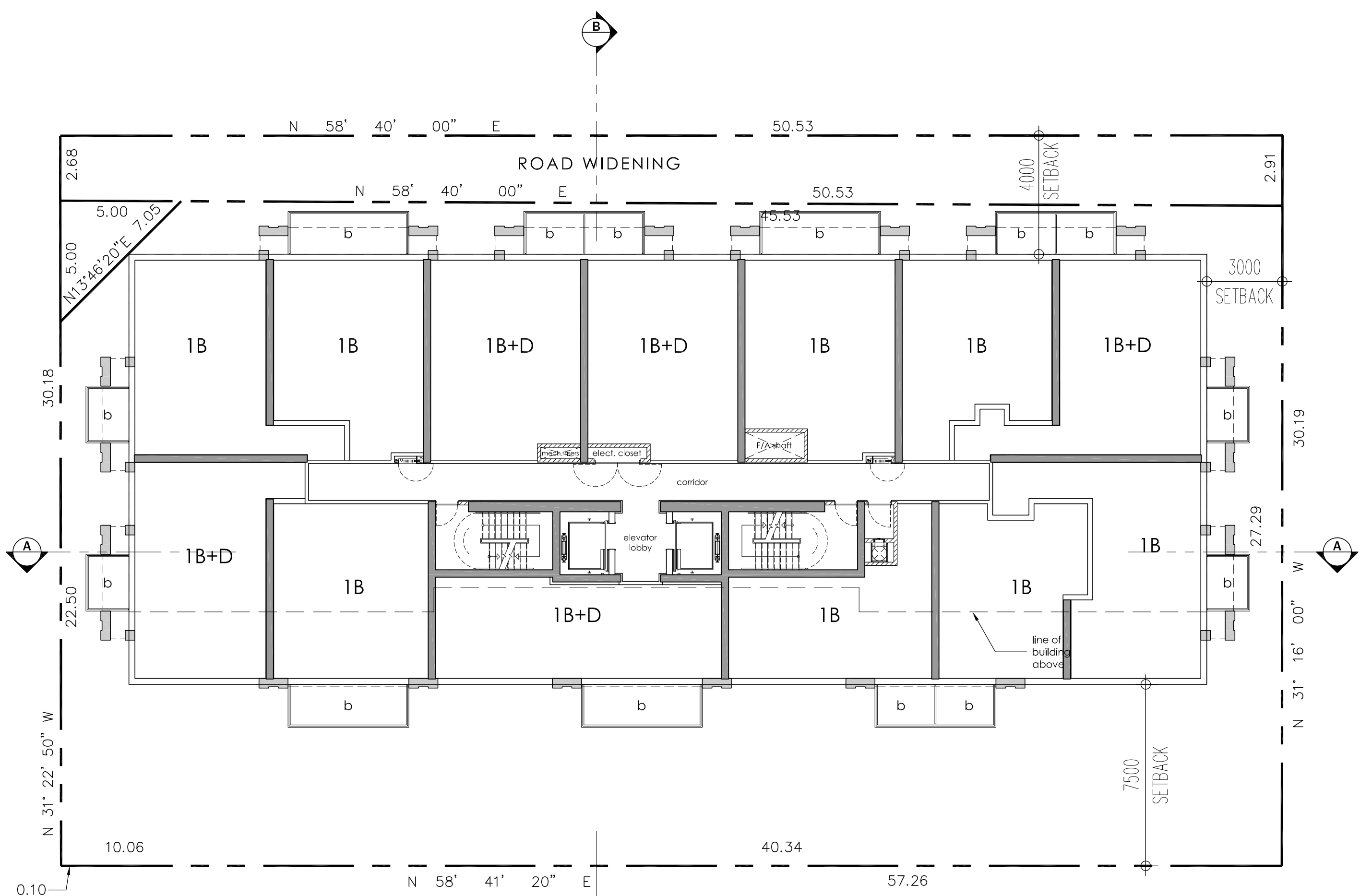
2nd - 3rd Floors

G.F.A. = 694.11 m² / flr x 2 flrs = 1,388 m² (14,942 ft²)
 13 units / flr x 2 flrs = 26 units



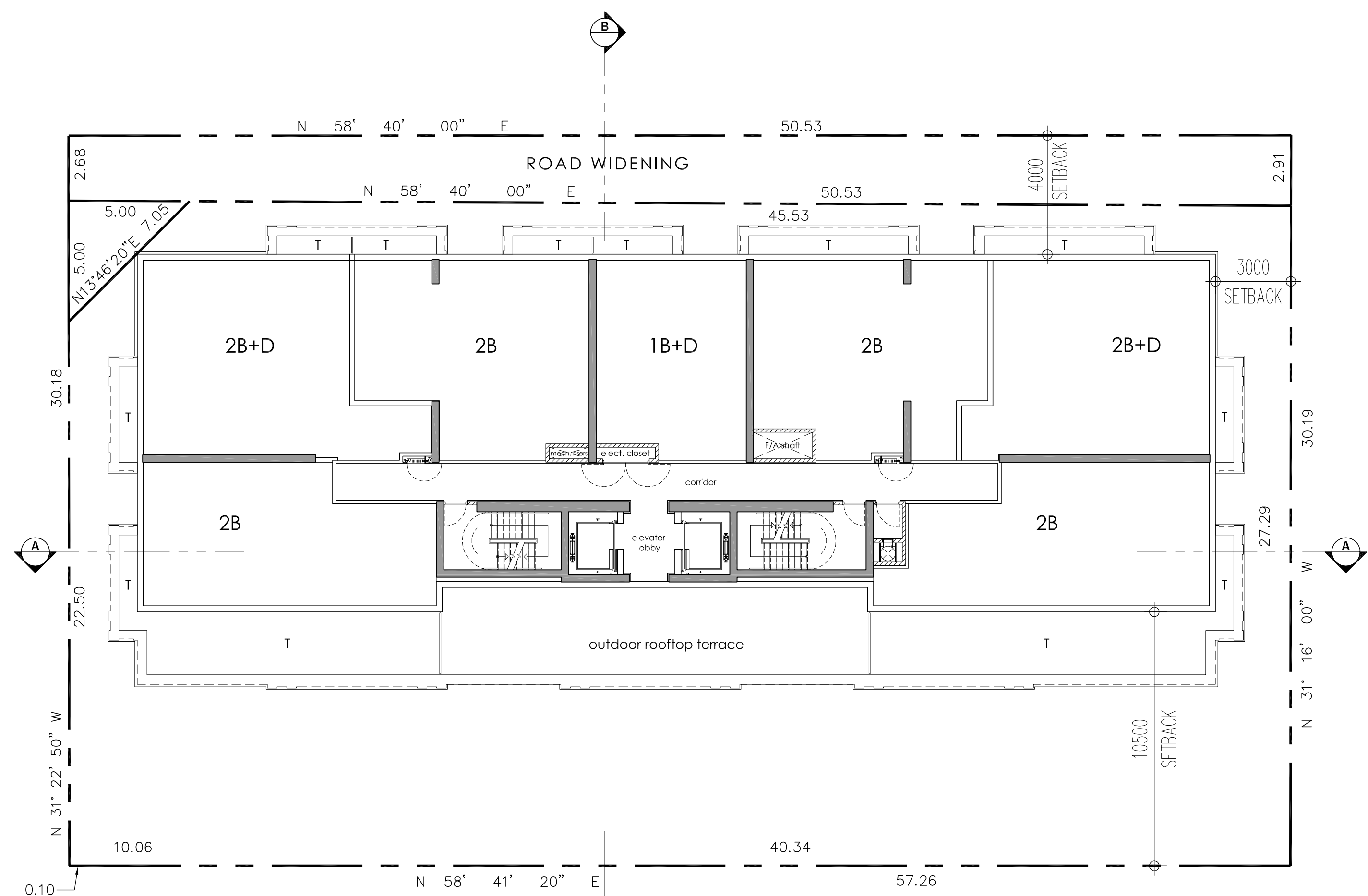
4th Floor

G.F.A. = 672 m² (7,233 ft²)
 13 units



5th - 6th Floors

G.F.A. = 672.02 m² / flr x 2 flrs = 1,344 m² (14,467 ft²)
 13 units / flr x 2 flrs = 26 units




7th Floor

G.F.A. = 523 m² (5,627 ft²)
 7 units

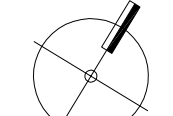
issued for revisions

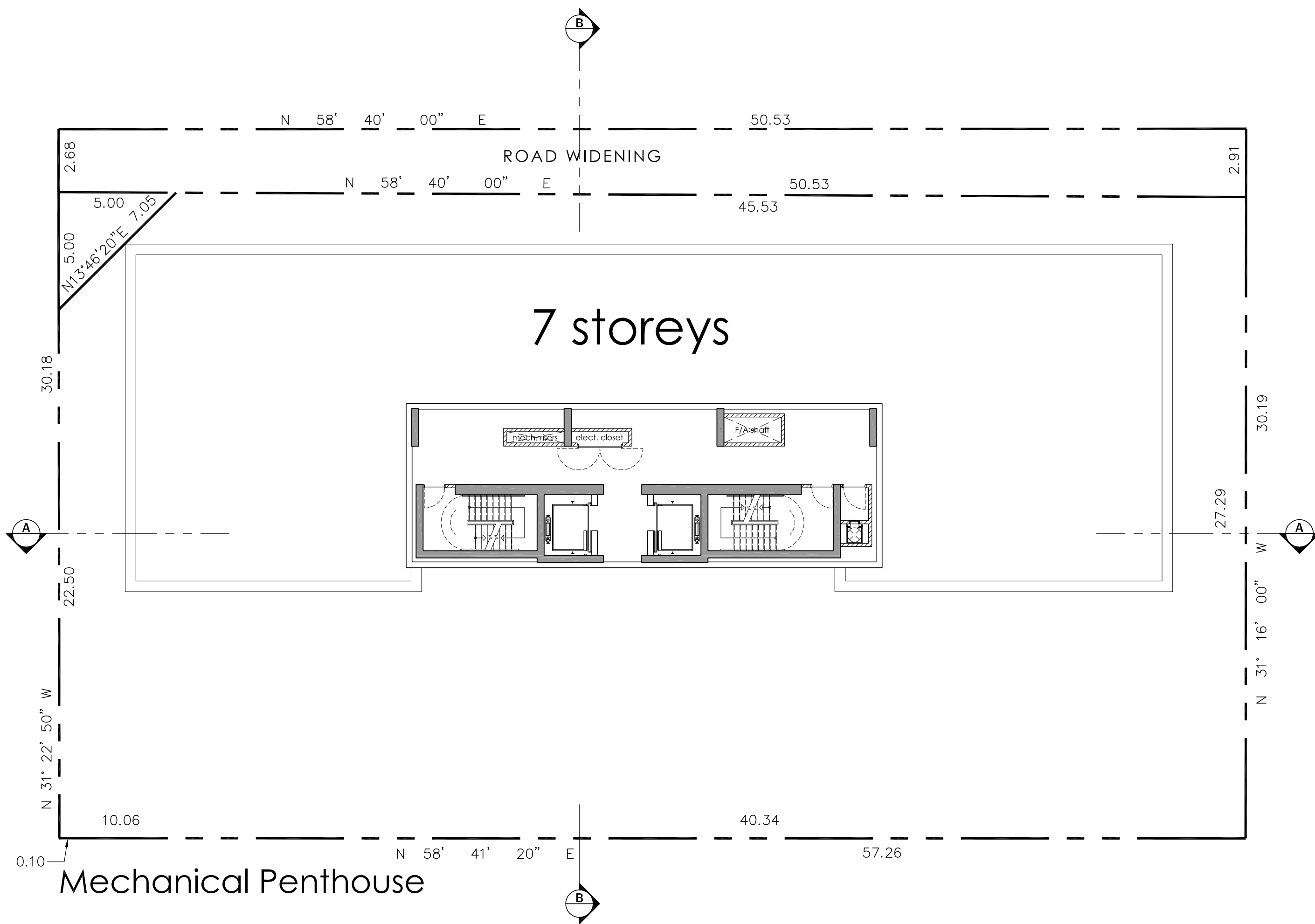

GRAZIANI + CORAZZA ARCHITECTS INC.
 1320 Sheppard Drive, Suite 100, Mississauga, Ontario L4W 1C3
 Phone: 905.795.2601 Fax: 905.795.2844 www.gc-architects.com

PROPOSED MIXED USE DEVELOPMENT
594 Rideau

OTTAWA  ONTARIO
 Project Architect: **E. Corazza**
 Assistant Designer: **L. Wong**
 Drawn By: **L. Wong**
 Checked By: **D. Biase**
 Plot Date: **Dec 22, 2016**
 Job #: **1313.152**

2ND - 7TH FLOORS PLANS

 1:150 **A302**



This drawing, as an instrument of service, is provided by and is the property of Graziani + Corazza Architects Inc. The contractor must verify and accept responsibility for all dimensions and conditions on site and must notify Graziani + Corazza Architects Inc. of any variations from the supplied information. Graziani + Corazza Architects Inc. is not responsible for the accuracy of surveys, structural, mechanical, electrical, etc., engineering information shown on this drawing. Refer to the appropriate engineering drawings before proceeding with the work. Construction must conform to all applicable codes and requirements of the authorities having jurisdiction. Unless otherwise noted, no investigation has been undertaken or reported on by this office in regard to the environmental condition of this site. This drawing is not to be used for construction purposes until countersigned by the Architect.

This drawing is not to be scaled. All architectural symbols indicated on this drawing are graphic representations only.


- | | | |
|-----------------|----------------|------|
| 01. APR.25.2016 | ISSUED FOR SPA | E.C. |
| 02. SEP.20.2016 | ISSUED FOR CoA | E.C. |

issued for revisions

**GRAZIANI
+
CORAZZA**
ARCHITECTS INC.

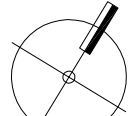
1120 Shawson Drive, Suite 100, Mississauga, Ontario L4W 1C3
 Phone: 905.795.2601 Fax: 905.795.2844 www.gc-architects.com

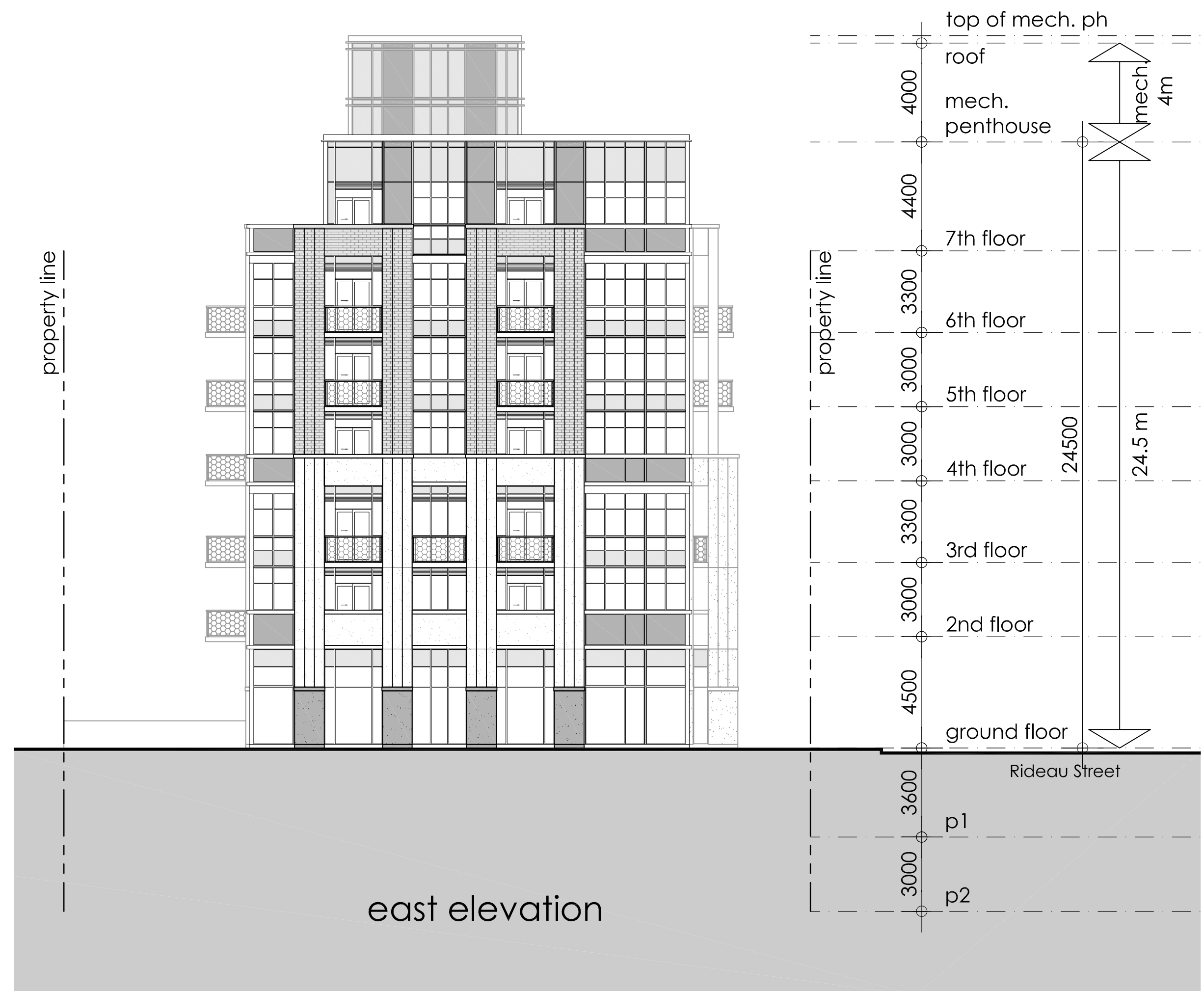
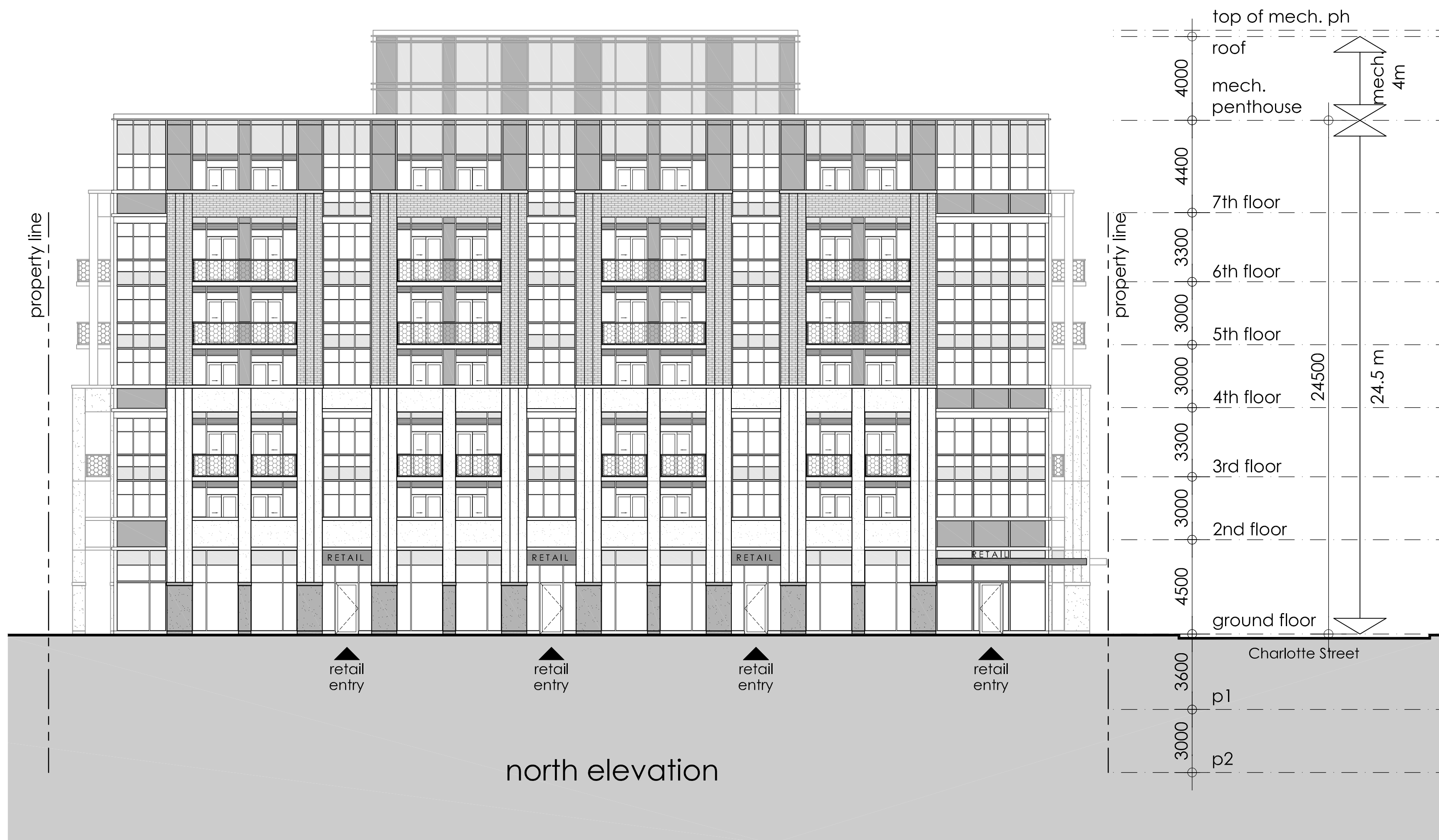
PROPOSED MIXED USE DEVELOPMENT
594 Rideau

OTTAWA  ONTARIO

Project Architect: E. Corazza
 Assistant Designer: L. Wong
 Drawn By: L. Wong
 Checked By: D. Biase
 Plot Date: Dec 22, 2016
 Job #: 1313.15Z

**MECHANICAL PENTHOUSE
PLAN**

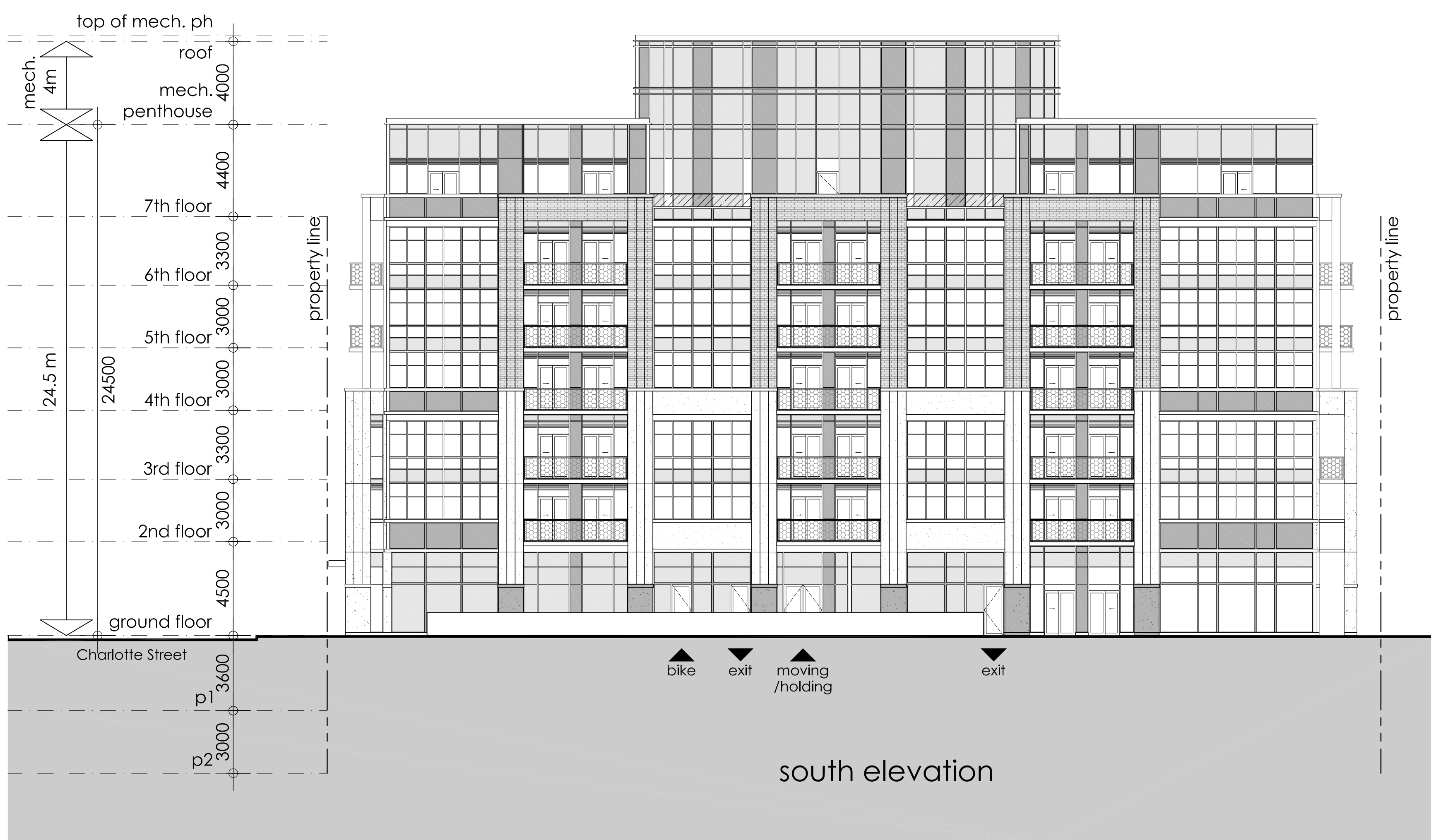
 1:150 A303



This drawing, as an instrument of service, is provided by and is the property of Graziani + Corazza Architects Inc. The contractor must verify and accept responsibility for all dimensions and conditions on site and must notify Graziani + Corazza Architects Inc. of any variations from the supplied information. Graziani + Corazza Architects Inc. is not responsible for the accuracy of surveys, structural, mechanical, electrical, etc., engineering information shown on this drawing. Construction must conform to all applicable codes and requirements of the authorities having jurisdiction. Unless otherwise noted, no investigation has been undertaken or reported on by this office in regard to the environmental condition of this site. This drawing is not to be used for construction purposes until countersigned by the Architect.

This drawing is not to be scaled. All architectural symbols indicated on this drawing are graphic representations only.

- 01. APR.25.2016 ISSUED FOR SPA E.C.
- 02. SEP.20.2016 ISSUED FOR CoA E.C.



issued for revisions

GRAZIANI + CORAZZA ARCHITECTS INC.
1320 Shawan Drive, Suite 100, Mississauga, Ontario L4W 1C3
Phone: 905.795.2601 Fax: 905.795.2844 www.gc-architects.com

PROPOSED MIXED USE DEVELOPMENT
594 Rideau

OTTAWA **RICH CRAFT** GROUP OF COMPANIES ONTARIO
Project Architect: E. Corazza
Assistant Designer: L. Wong
Drawn By: L. Wong
Checked By: D. Biase
Plot Date: Dec 22, 2016
Job #: 1313.152

ELEVATIONS PROPOSED

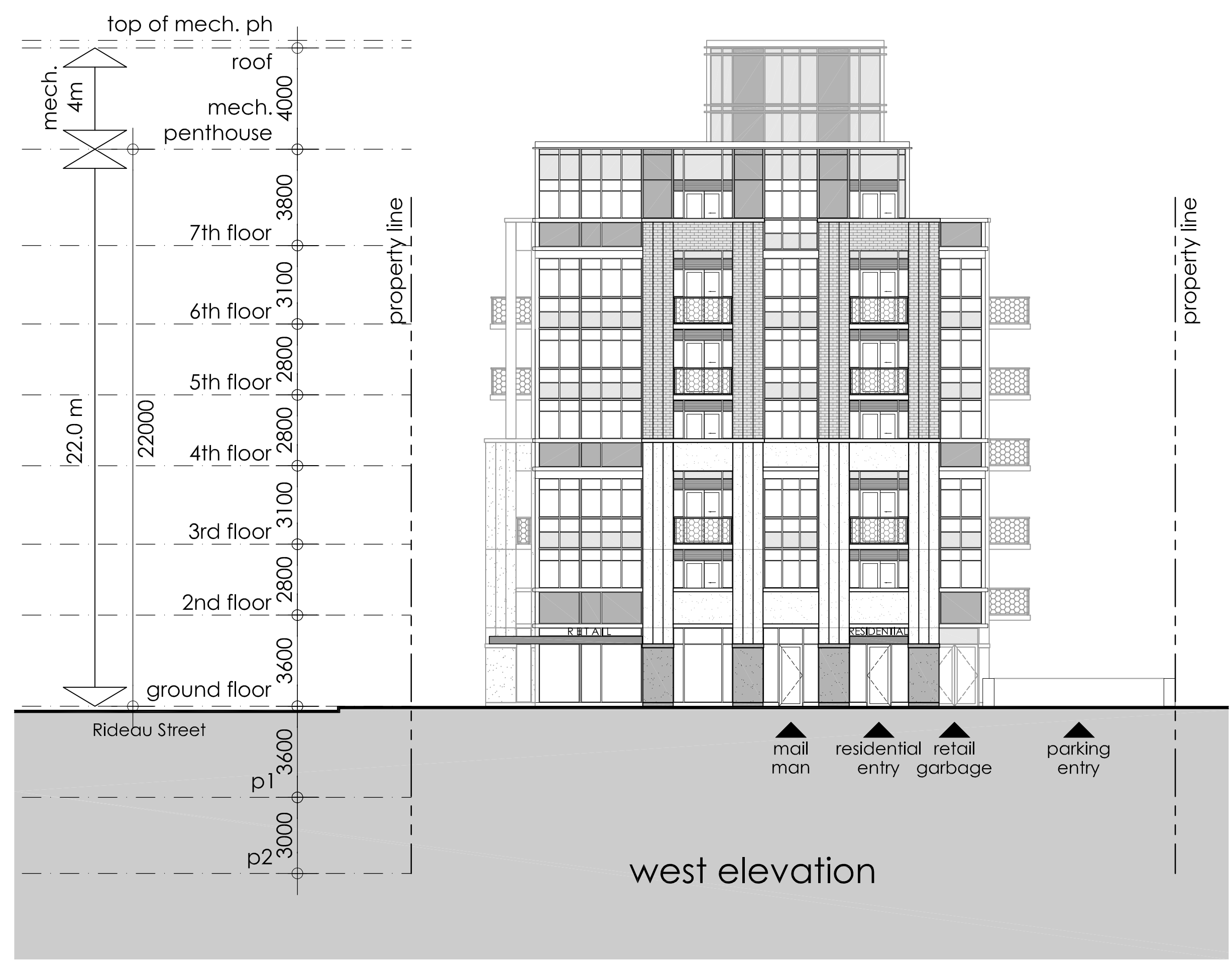
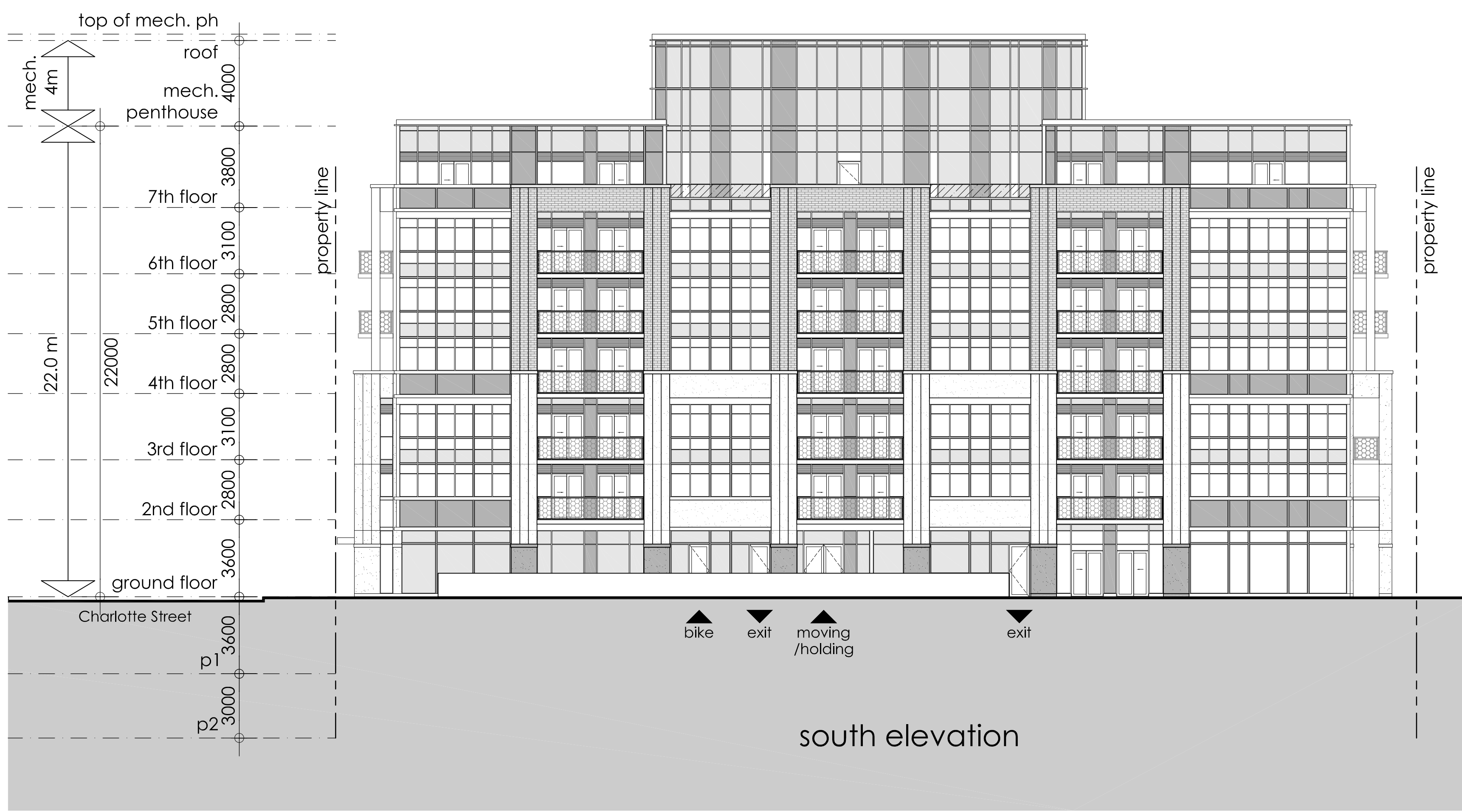
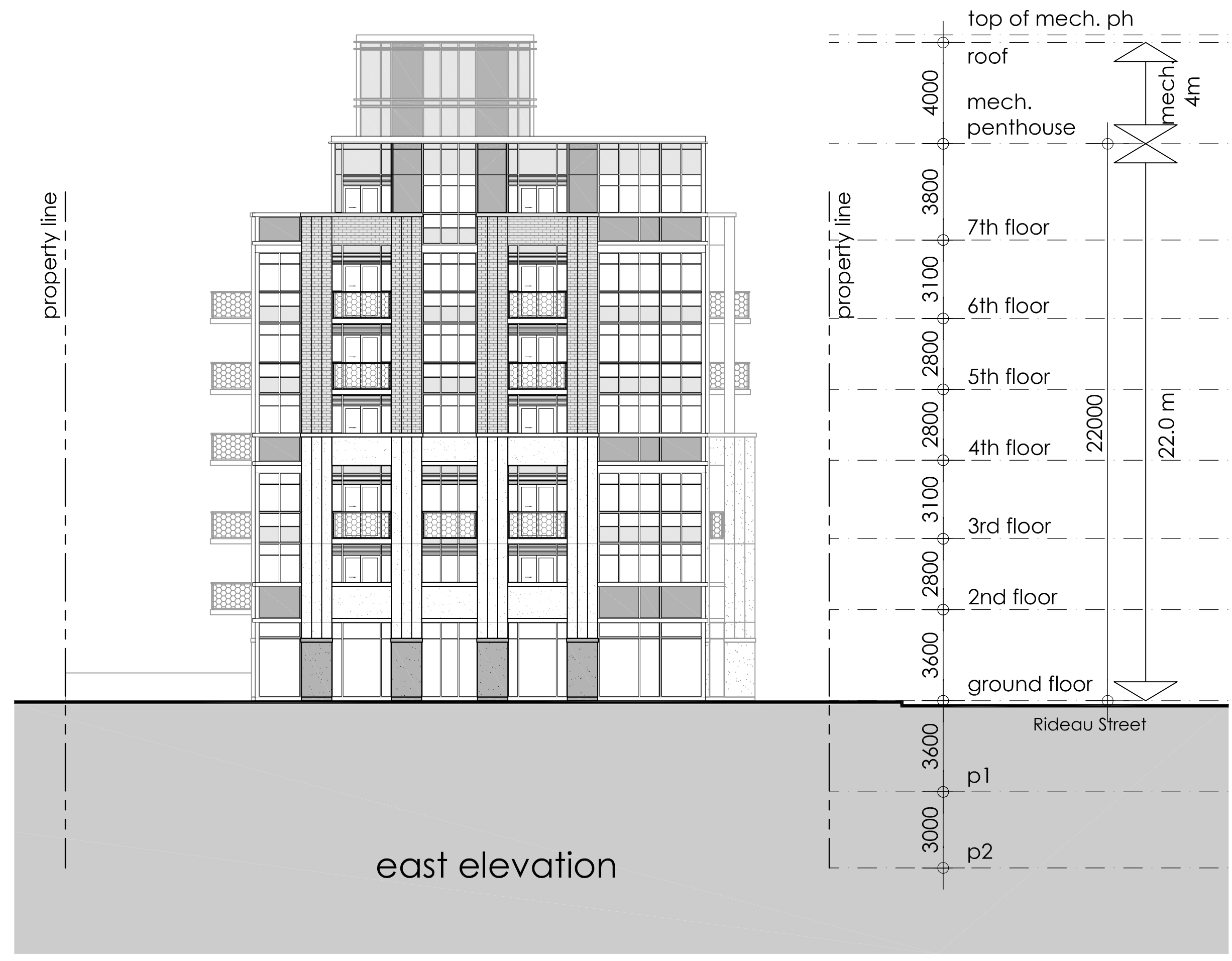
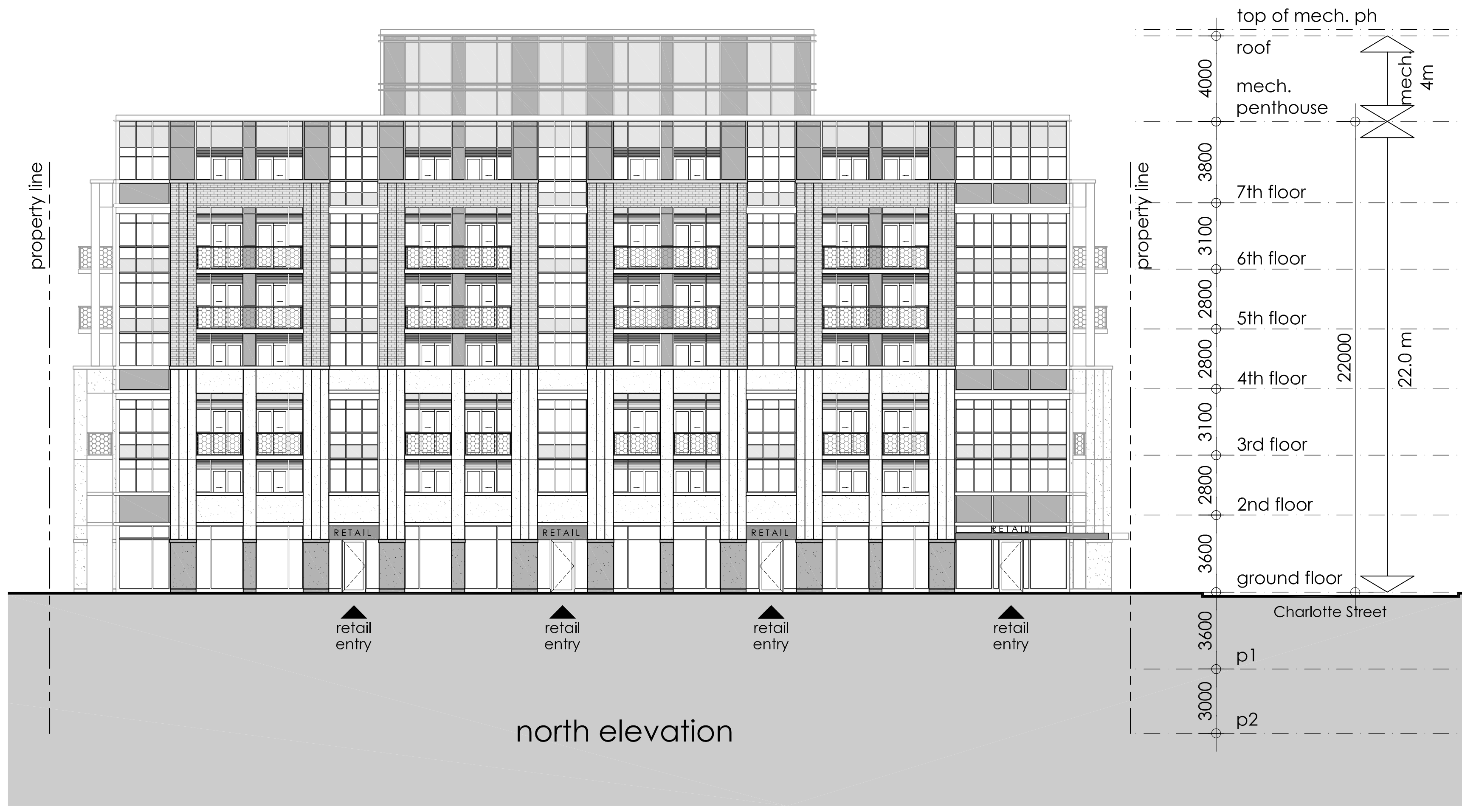
1:150 A401

TITLEBLOCK SIZE: 610 x 950

This drawing, as an instrument of service, is provided by and is the property of Graziani + Corazza Architects Inc. The contractor must verify and accept responsibility for all dimensions and conditions on site and must notify Graziani + Corazza Architects Inc. of any variations from the supplied information. Graziani + Corazza Architects Inc. is not responsible for the accuracy of surveys, structural, mechanical, electrical, etc., engineering information shown on this drawing. Refer to the appropriate engineering drawings before proceeding with the work. Construction must conform to all applicable codes and requirements of the authorities having jurisdiction. Unless otherwise noted, no investigation has been undertaken or reported on by this office in regard to the environmental condition of this site. This drawing is not to be used for construction purposes until countersigned by the Architect.

This drawing is not to be scaled. All architectural symbols indicated on this drawing are graphic representations only.

- 01. APR.25.2016 ISSUED FOR SPA E.C.
- 02. SEP.20.2016 ISSUED FOR CoA E.C.



issued for revisions


GRAZIANI + CORAZZA
 ARCHITECTS INC.

1320 Shearson Drive, Suite 100, Mississauga, Ontario L4W 1C3
 Phone: 905.795.2601 Fax: 905.795.2844 www.gc-architects.com

PROPOSED MIXED USE DEVELOPMENT
594 Rideau

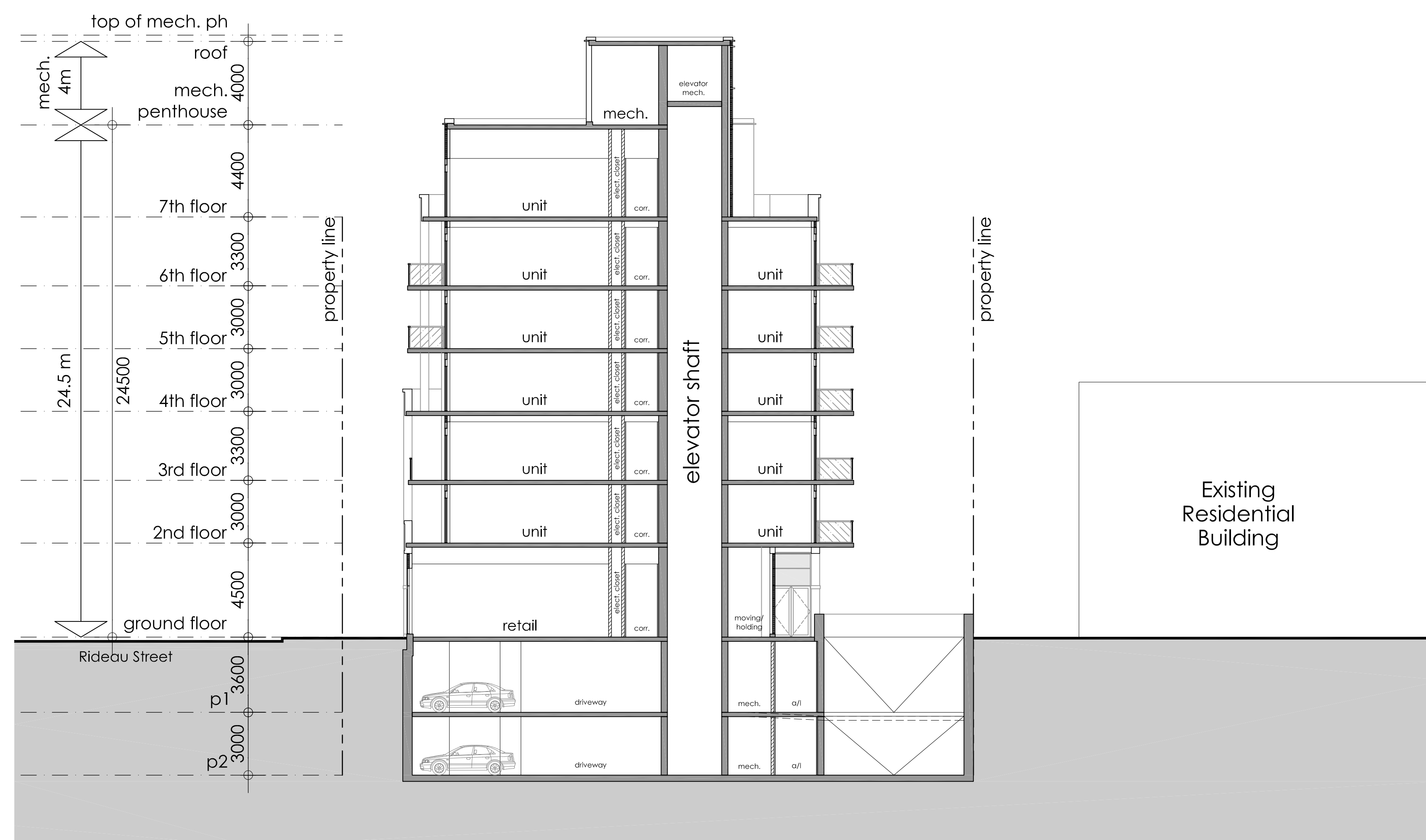
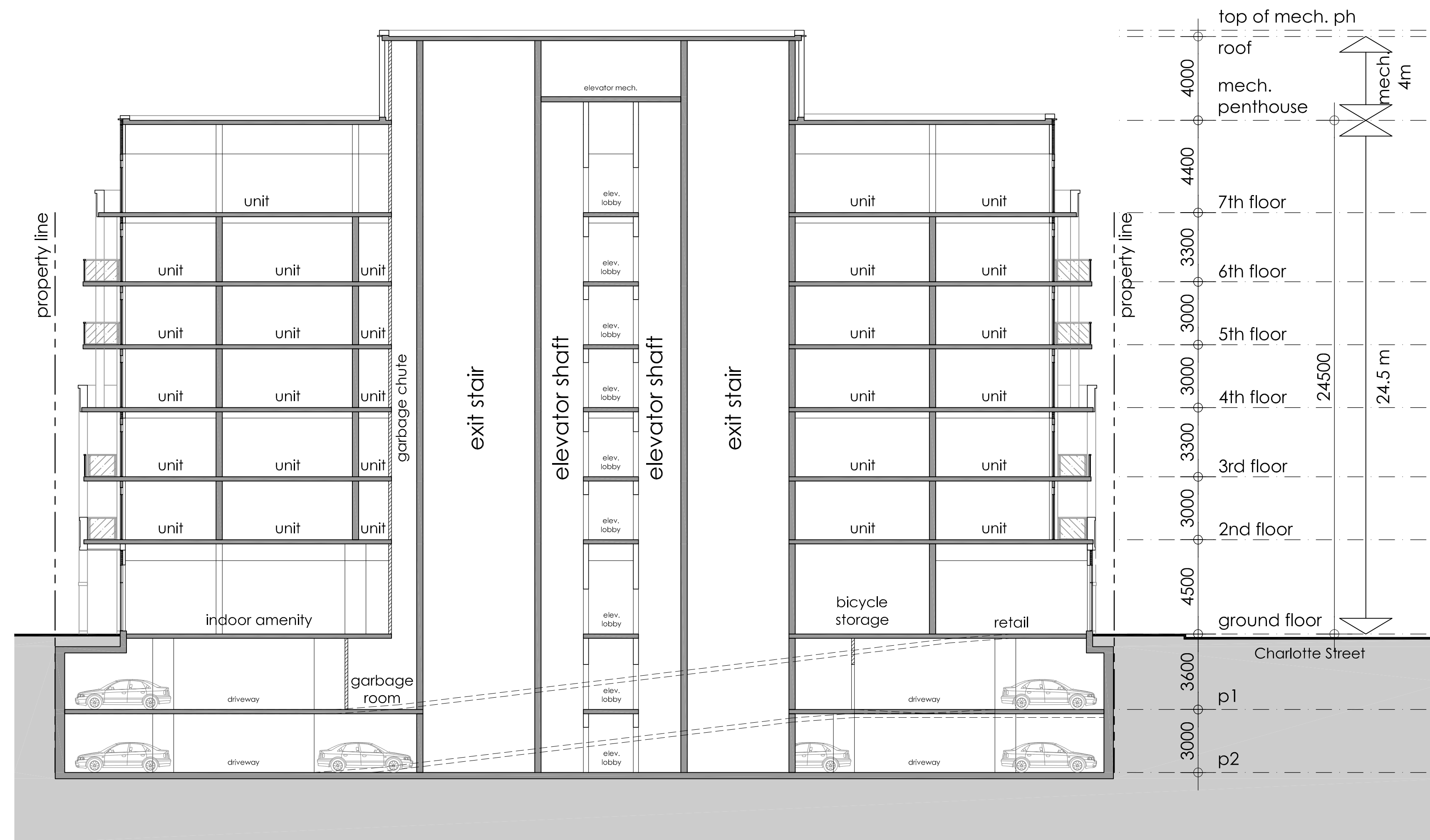
RICH CRAFT
 Group of Companies

OTTAWA ONTARIO
 Project Architect: E. Corazza
 Assistant Designer: L. Wong
 Drawn By: L. Wong
 Checked By: D. Biase
 Plot Date: Dec 22, 2016
 Job #: 1313.152

ELEVATIONS AS-OF-RIGHT

1:150 A402

TITLEROCK SIZE: 610 x 950



This drawing, as an instrument of service, is provided by and is the property of Graziani + Corazza Architects Inc. The contractor must verify and accept responsibility for all dimensions and conditions on site and must notify Graziani + Corazza Architects Inc. of any variations from the supplied information. Graziani + Corazza Architects Inc. is not responsible for the accuracy of surveys, structural, mechanical, electrical, etc., engineering information shown on this drawing. Refer to the appropriate engineering drawings before proceeding with the work. Construction must conform to all applicable codes and requirements of the authorities having jurisdiction. Unless otherwise noted, no investigation has been undertaken or reported on by this office in regard to the environmental condition of this site. This drawing is not to be used for construction purposes until countersigned by the Architect.

This drawing is not to be scaled. All architectural symbols indicated on this drawing are graphic representations only.


- | | | | |
|-----|---------------|----------------|------|
| 01. | APR. 25. 2016 | ISSUED FOR SPA | E.C. |
| 02. | SEP. 20. 2016 | ISSUED FOR CoA | E.C. |

issued for revisions


GRAZIANI + CORAZZA
 ARCHITECTS INC.

1120 Shawan Drive, Suite 100, Mississauga, Ontario L4W 1C3
 Phone: 905.795.2601 Fax: 905.795.2844 www.gc-architects.com

PROPOSED MIXED USE DEVELOPMENT
 594 Rideau

OTTAWA  ONTARIO
 Project Architect: E. Corazza
 Assistant Designer: L. Wong
 Drawn By: L. Wong
 Checked By: D. Biase
 Plot Date: Dec 22, 2016
 Job #: 1313.152

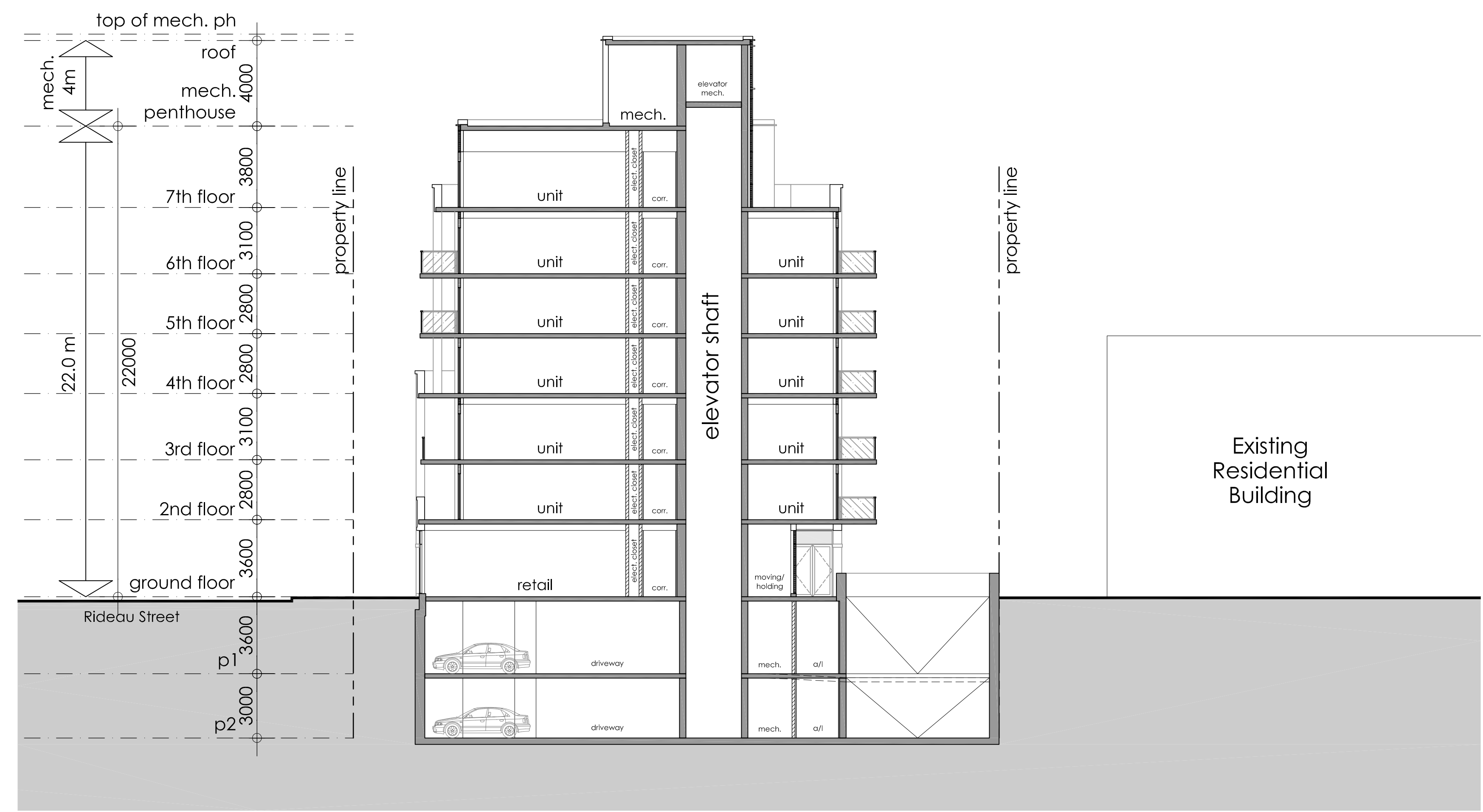
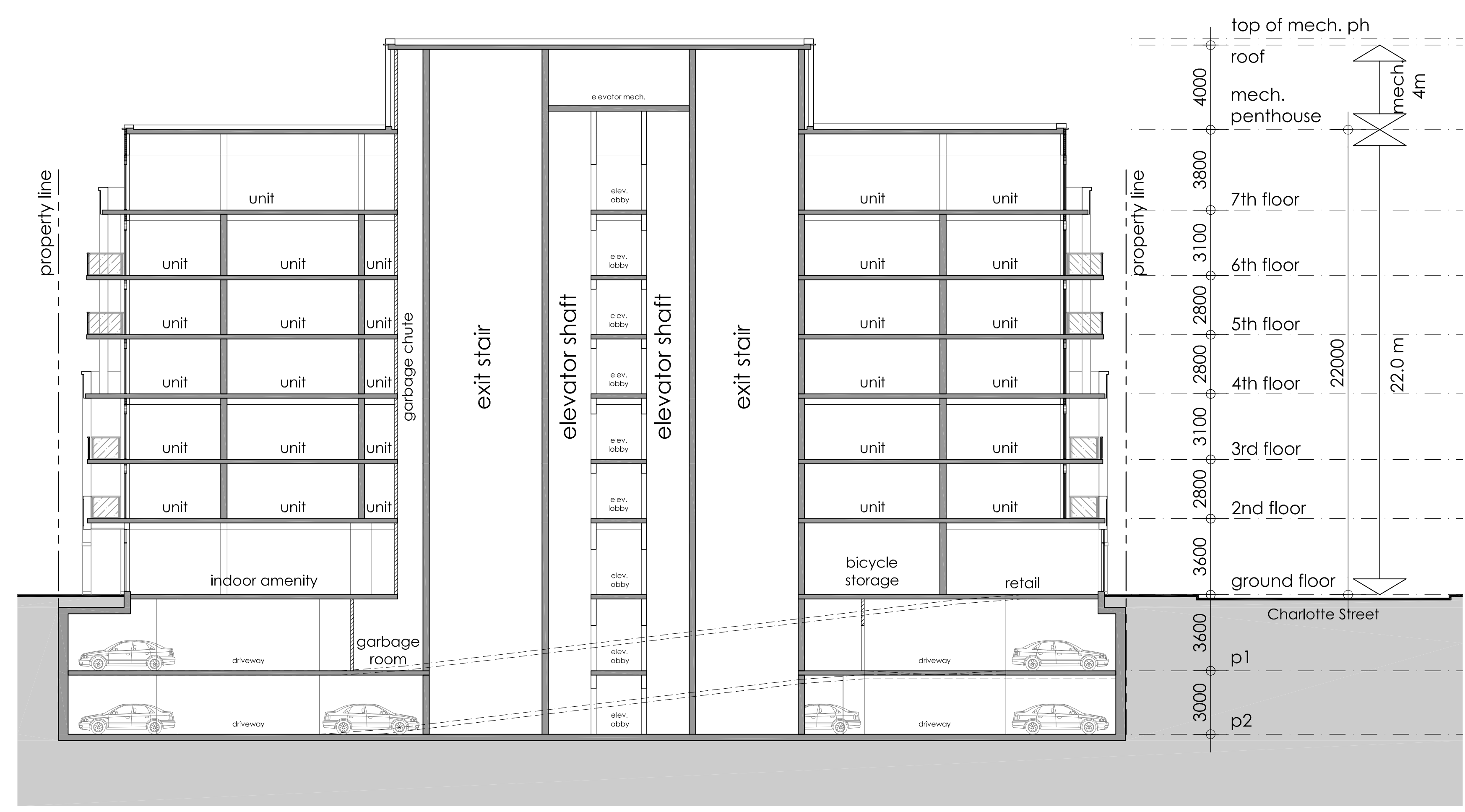
SECTIONS
PROPOSED

1:150 A501

This drawing, as an instrument of service, is provided by and is the property of Graziani + Corazza Architects Inc. The contractor must verify and accept responsibility for all dimensions and conditions on site and must notify Graziani + Corazza Architects Inc. of any variations from the supplied information. Graziani + Corazza Architects Inc. is not responsible for the accuracy of surveys, structural, mechanical, electrical, etc., engineering information shown on this drawing. Refer to the appropriate engineering drawings before proceeding with the work. Construction must conform to all applicable codes and requirements of the authorities having jurisdiction. Unless otherwise noted, no investigation has been undertaken or reported on by this office in regard to the environmental condition of this site. This drawing is not to be used for construction purposes until countersigned by the Architect.

This drawing is not to be scaled. All architectural symbols indicated on this drawing are graphic representations only.


- 01. APR.25.2016 ISSUED FOR SPA E.C.
- 02. SEP.20.2016 ISSUED FOR CoA E.C.



issued for revisions


GRAZIANI + CORAZZA
 ARCHITECTS INC.
1120 Shawan Drive, Suite 100, Mississauga, Ontario L4W 1C3
 Phone: 905.795.2601 Fax: 905.795.2844 www.gc-architects.com

PROPOSED MIXED USE DEVELOPMENT
594 Rideau

OTTAWA  ONTARIO
 Project Architect: E. Corazza
 Assistant Designer: L. Wong
 Drawn By: L. Wong
 Checked By: D. Biase
 Plot Date: Dec 22, 2016
 Job #: 1313.152

SECTIONS
AS OF RIGHT

1:150 A502