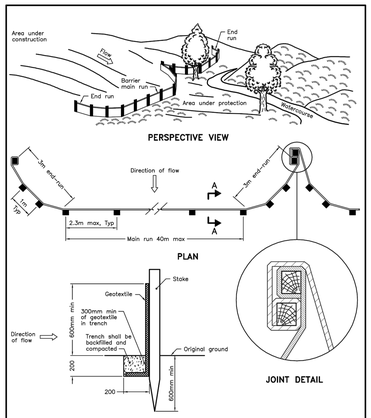

NOTE:
A All dimensions are in millimetres unless otherwise shown.

ONTARIO PROVINCIAL STANDARD DRAWING | Nov 2015 | Rev 2

LIGHT–DUTY SILT FENCE BARRIER

OPSD 219.110

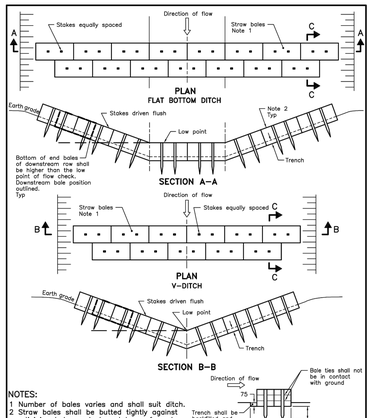

NOTES:
1 Number of bales varies and shall suit ditch.
2 Straw bales shall be butted tightly against adjoining bales and shaped to conform to the sides of the ditch to prevent water flow through barrier.
A All dimensions are in millimetres unless otherwise shown.

ONTARIO PROVINCIAL STANDARD DRAWING | Nov 2015 | Rev 2

STRAW BALE FLOW CHECK DAM

OPSD 219.180

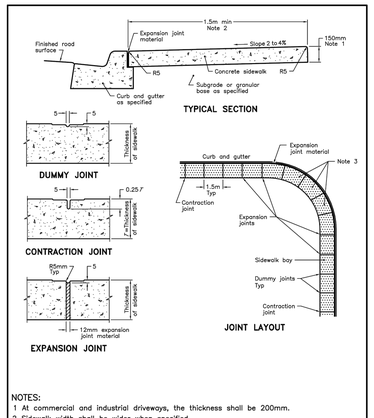

NOTES:
1 At commercial and industrial driveways, the thickness shall be 200mm.
2 Sidewalk width shall be wider when specified.
3 This OPSD shall be read in conjunction with OPSD 310.030, 310.031, 310.032, 310.033 and 310.039.
A All dimensions are in millimetres unless otherwise shown.

ONTARIO PROVINCIAL STANDARD DRAWING | Nov 2015 | Rev 2

CONCRETE SIDEWALK ADJACENT TO CURB AND GUTTER

OPSD 310.020

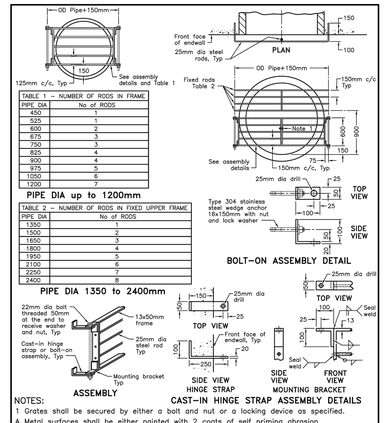

TABLE 1 – NUMBER OF RODS IN FRAME	
PIPE DIA	No. of RODS
450	1
525	1
600	2
675	3
750	3
825	4
900	4
975	5
1050	6
1200	7

PIPE DIA up to 1200mm

TABLE 2 – NUMBER OF RODS IN FIXED UPPER FRAME	
PIPE DIA	No. of RODS
1350	1
1500	2
1650	3
1800	4
1950	5
2100	6
2250	7
2400	8

PIPE DIA 1350 to 2400mm

NOTES:
1 Grates shall be secured by either a bolt and nut or a locking device as specified.
A Metal surfaces shall be either painted with 2 coats of self priming abrasion resistant immersion grade epoxy or hot dip galvanized, as specified.
B Frame, hinge strap, mounting bracket, and steel rods shall be medium grade steel.
C All welding shall be according to CSA W59 and W47.1.
D All dimensions are in millimetres unless otherwise shown.

ONTARIO PROVINCIAL STANDARD DRAWING | Nov 2018 | Rev 2

GRATING FOR CONCRETE ENDWALL

OPSD 804.050

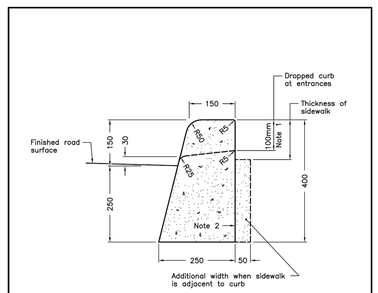

NOTES:
1 When sidewalk is continuously adjacent, the dropped curb at entrances shall be reduced to 75mm.
2 For slipforming procedure a 5% batter is acceptable.
A Treatment at entrances shall be according to OPSD 351.010.
B Outlet treatment shall be according to the OPSD 610 Series.
C The transition from one curb type to another shall be a minimum length of 3.0m, except in conjunction with guide rail where it shall be according to the OPSD 900 Series.
D All dimensions are in millimetres unless otherwise shown.

ONTARIO PROVINCIAL STANDARD DRAWING | Nov 2012 | Rev 2

CONCRETE BARRIER CURB

OPSD 600.110

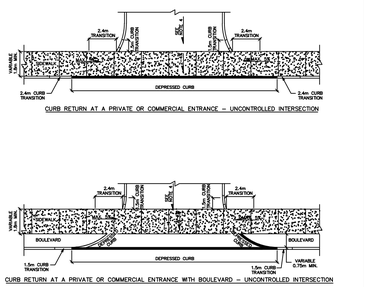

NOTES:
1. ALL DIMENSIONS ARE IN MILLIMETRES UNLESS SHOWN OTHERWISE.
2. CURB DETAILS SEE SC1.1, SC1.2 AND SC1.3.
3. SIDEWALK DETAILS SEE SC2 AND SC3.
4. MAXIMUM SLOPE VARIES, SEE PRIVATE APPROACH BYLAW.
5. UNCONTROLLED INTERSECTION MEANS AN ENTRANCE NOT LOCATED AT A TRAFFIC SIGNAL OR ALL–WAY STOP CONTROL.

Ottawa

CURB RETURN ENTRANCES - UNCONTROLLED INTERSECTIONS

DATE:	MARCH 2007
REV. DATE:	MARCH 2021
DWG. No.:	SC7.1

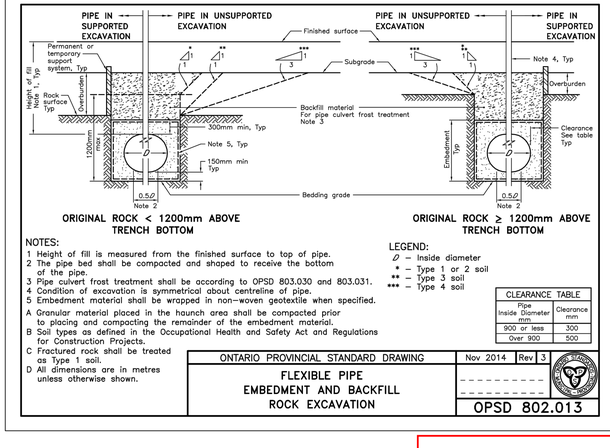

NOTES:
1 Height of fill is measured from the finished surface to top of pipe.
2 The pipe bed shall be compacted and shaped to receive the bottom of the pipe.
3 Pipe culvert frost treatment shall be according to OPSD 803.030 and 803.031.
4 Condition of excavation is symmetrical about centreline of pipe.
5 Embedment material shall be wrapped in non–woven geotextile when specified.
A Granular material placed in the haunch area shall be compacted prior to placing and compacting the remainder of the embedment material.
B Soil types as defined in the Occupational Health and Safety Act and Regulations for Construction Projects.
C Fractured rock shall be treated as Type 1 soil.
D All dimensions are in metres unless otherwise shown.

LEGEND:
Ø – Inside diameter
* – Type 1 or 2 soil
** – Type 3 soil
*** – Type 4 soil

CLEARANCE TABLE	
Pipe Inside Diameter mm	Clearance mm
900 or less	300
Over 900	500

ONTARIO PROVINCIAL STANDARD DRAWING | Nov 2014 | Rev 3

FLEXIBLE PIPE EMBEDMENT AND BACKFILL ROCK EXCAVATION

OPSD 802.013

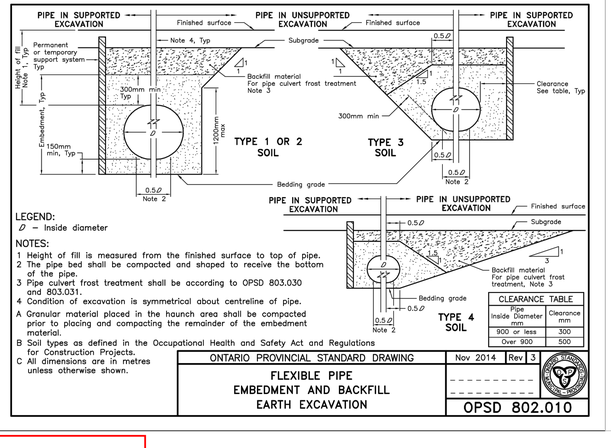

LEGEND:
Ø – Inside diameter

NOTES:
1 Height of fill is measured from the finished surface to top of pipe.
2 The pipe bed shall be compacted and shaped to receive the bottom of the pipe.
3 Pipe culvert frost treatment shall be according to OPSD 803.030 and 803.031.
4 Condition of excavation is symmetrical about centreline of pipe.
A Granular material placed in the haunch area shall be compacted prior to placing and compacting the remainder of the embedment material.
B Soil types as defined in the Occupational Health and Safety Act and Regulations for Construction Projects.
C All dimensions are in metres unless otherwise shown.

CLEARANCE TABLE	
Pipe Inside Diameter mm	Clearance mm
900 or less	300
Over 900	500

ONTARIO PROVINCIAL STANDARD DRAWING | Nov 2014 | Rev 3

FLEXIBLE PIPE EMBEDMENT AND BACKFILL EARTH EXCAVATION

OPSD 802.010

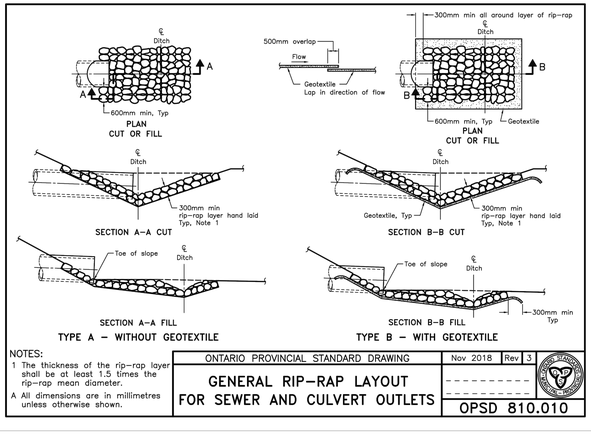

NOTES:
1 The thickness of the rip–rap layer shall be at least 1.5 times the rip–rap mean diameter.
A All dimensions are in millimetres unless otherwise shown.

ONTARIO PROVINCIAL STANDARD DRAWING | Nov 2018 | Rev 3

GENERAL RIP–RAP LAYOUT FOR SEWER AND CULVERT OUTLETS

OPSD 810.010

Ottawa

DRY HYDRANT INSTALLATION - SURFACE WATER SOURCE

DATE:	March 2021
DWG. No.:	W53

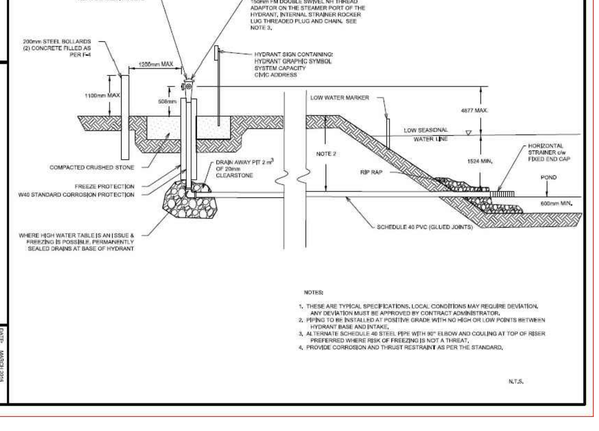

Sean Harrigan

SEAN HARRIGAN
PLANNER
PLANNING, REAL ESTATE & ECONOMIC DEVELOPMENT DEPARTMENT, CITY OF OTTAWA

APPROVED
By Sean Harrigan at 3:06 pm, Mar 26, 2024

No	DATE	ISSUED FOR	App.
1	2020/07/03	SITE PLAN CONTROL	H.A.
2			
3			
4			
5			

No	DATE	REVISION	App.
1	2021/05/17	CITY COMMENTS ON 2020/09/24	H.A.
2	2021/11/08	CITY COMMENTS ON 2021/07/16	H.A.
3	2021/12/30	CITY COMMENTS ON 2021/07/16	H.A.
4	2022/03/28	CITY COMMENTS ON 2022/02/04	H.A.
5	2022/07/12	CITY COMMENTS ON 2022/06/08	H.A.
6	2023/03/19	CITY COMMENTS ON 2022/09/19 & 2023/02/15	H.A.

Copyright Reserved
The Contractor shall verify and be responsible for all dimensions. DO NOT scale the drawing – any errors or omissions shall be reported to ADAD Inc. without delay.
The Copyrights to all designs and drawings are the property of ADAD Inc. Reproduction or use for any purpose other than that authorized by ADAD Inc. is forbidden.

Key Plan

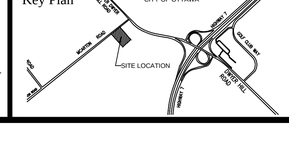

JOHN H. KENNEDY LTD.
ONTARIO & CANADA LANDS SURVEYORS
KEMPTVILLE PORTLAND
REF: 2018-10-085

OTTAWA VALLEY WILD BIRD CARE CENTRE

ADAD
ADVANCED DESIGN, ASSESSMENT& DEVELOPMENT Inc.
ADAD Inc. (Advanced Design, Assessment & Development)
http://www.addadengineering.ca/ T: 613–526–1111
135 Mangrove Crest, Gloucester, Ottawa, ON. K1T 0E4

Stamps

LICENSED PROFESSIONAL ENGINEER H. H. ALMANSSOUR 100109983 03/19/2023 PROVINCE OF ONTARIO

Project
OTTAWA VALLEY WILD BIRD CARE CENTRE
8520 McArton Road, Ottawa, ON.

Title	Drawn /: A.A.	Scale
DETAILS PLAN	Verif. /: H.A.	N/A
Date: 2023/03/19	Revision: 6	Drawing # DT-1

Plan No. 19862 File No. D07-12-19-0145