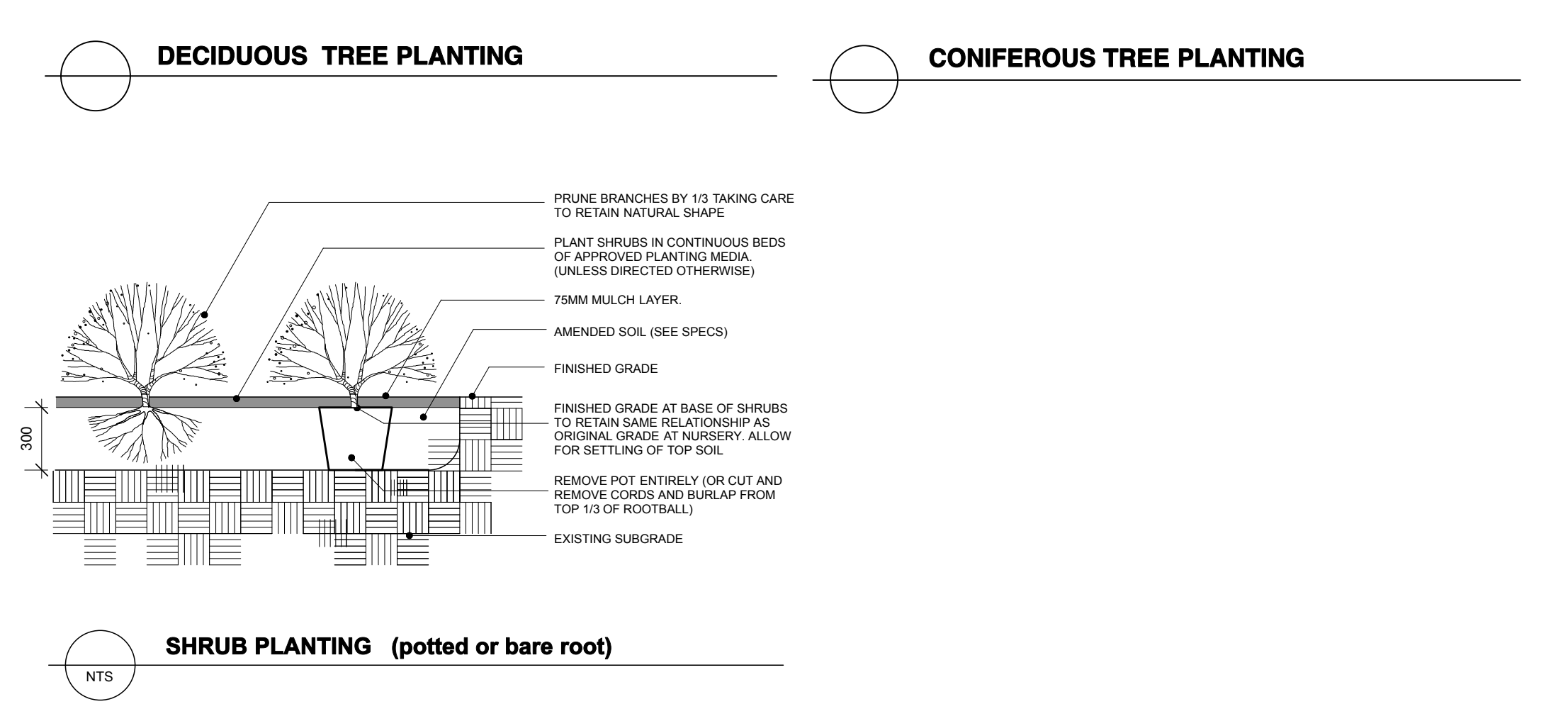
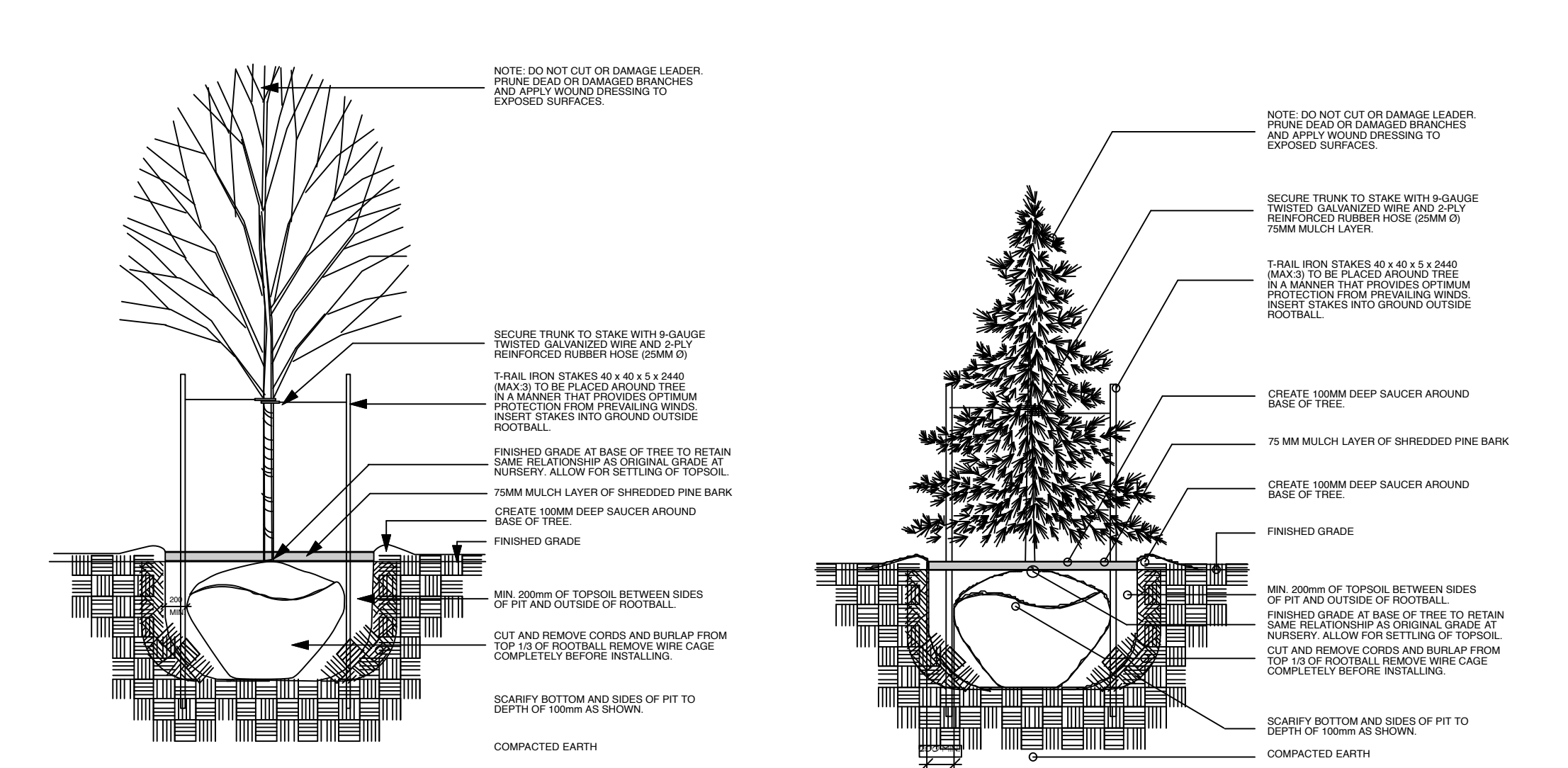


KEY NO.	BOTANIC NAME	ENGLISH NAME	SIZE	CONDIT.	REMARKS
AS 7	Acer saccharum	Sugar Maple	60mm. cal	B & B	see plan
AR 4	Acer rubrum	Red Maple	60mm. cal	B & B	see plan
GT 6	Gleditsia triacanthus Sunburst	Sunburst Honeylocust	60mm. cal	B & B	see plan
SJ 4	Syringa amurensis Ivory Silk	Ivory Silk Tree Lilac	40mm ø	B & B/Potted	Standard
SG 40	Spirea Goldmound	Goldmound Spirea	60cm ht.	Potted	see plan
RR 58	Rosa rugosa	Explorer Rose	80cm ht.	Potted	see plan
RH 45	Rudbeckia hirta Indian Summer	Indian Summer Rudbeckia	2 yr old	Container	Bushy Clumps
GR 272	Geranium Roseanne	Roseanne Geranium	2 yr old	Container	Bushy Clumps
CA 70	Calamagrostis acutiflora Karl Foerster	Feather Reed Grass	2 yr old	Container	Bushy Clumps
HS 30	Hemerocallis Hyperion	Hyperion Daylily	2 yr old	Container	Bushy Clumps
HV 32	Hosta variegata	Variiegated Hosta	2 yr old	Container	Bushy Clumps

GENERAL:
 1. DO NOT SCALE THIS DRAWING.
 2. THIS DRAWING IS TO BE READ IN CONJUNCTION WITH RELATED ARCHITECTURAL/ENGINEERING DRAWINGS.
 3. IT IS THE RESPONSIBILITY OF THE APPROPRIATE CONTRACTOR TO CHECK AND VERIFY ALL DIMENSIONS ON SITE AND REPORT ALL ERRORS AND/OR OMISSIONS TO THE LANDSCAPE ARCHITECT IMMEDIATELY UPON DISCOVERY.
 4. CONTRACTOR MUST OBTAIN AND COMPLY WITH ALL PERTINENT CODES AND BY-LAWS. ALL PERMITS ARE THE RESPONSIBILITY OF THE CONTRACTOR.
 5. THIS DRAWING MUST NOT BE USED FOR CONSTRUCTION UNTIL SIGNED BY THE LANDSCAPE ARCHITECT.
 6. COPYRIGHT RESERVED. THIS DRAWING IS THE EXCLUSIVE PROPERTY OF THAKAR ASSOCIATES DESIGN CONSULTANTS AND SHALL NOT BE USED FOR ANY PURPOSE WHATSOEVER WITHOUT WRITTEN CONSENT. GRAPHIC SYMBOLS, DETAILS AND FORMATS USED ON THIS DRAWING ARE COPYRIGHTED AND MAY NOT BE COPIED, ADAPTED OR REPRODUCED IN ANY FORM WITHOUT THE WRITTEN CONSENT OF THAKAR ASSOCIATES.
 7. CONTRACTOR SHALL NOTIFY LANDSCAPE ARCHITECT BY PHONE AND AT LEAST 48 HOURS IN ADVANCE OF THE COMMENCEMENT OF DEMOLITION WORK. REMOVAL OF EXISTING VEGETATION AND START OF NEW CONSTRUCTION.
 8. BASE INFORMATION TAKEN FROM DRAWINGS PREPARED BY STANTEC CONSULTANTS AND PAUL COOPER ARCHITECT.

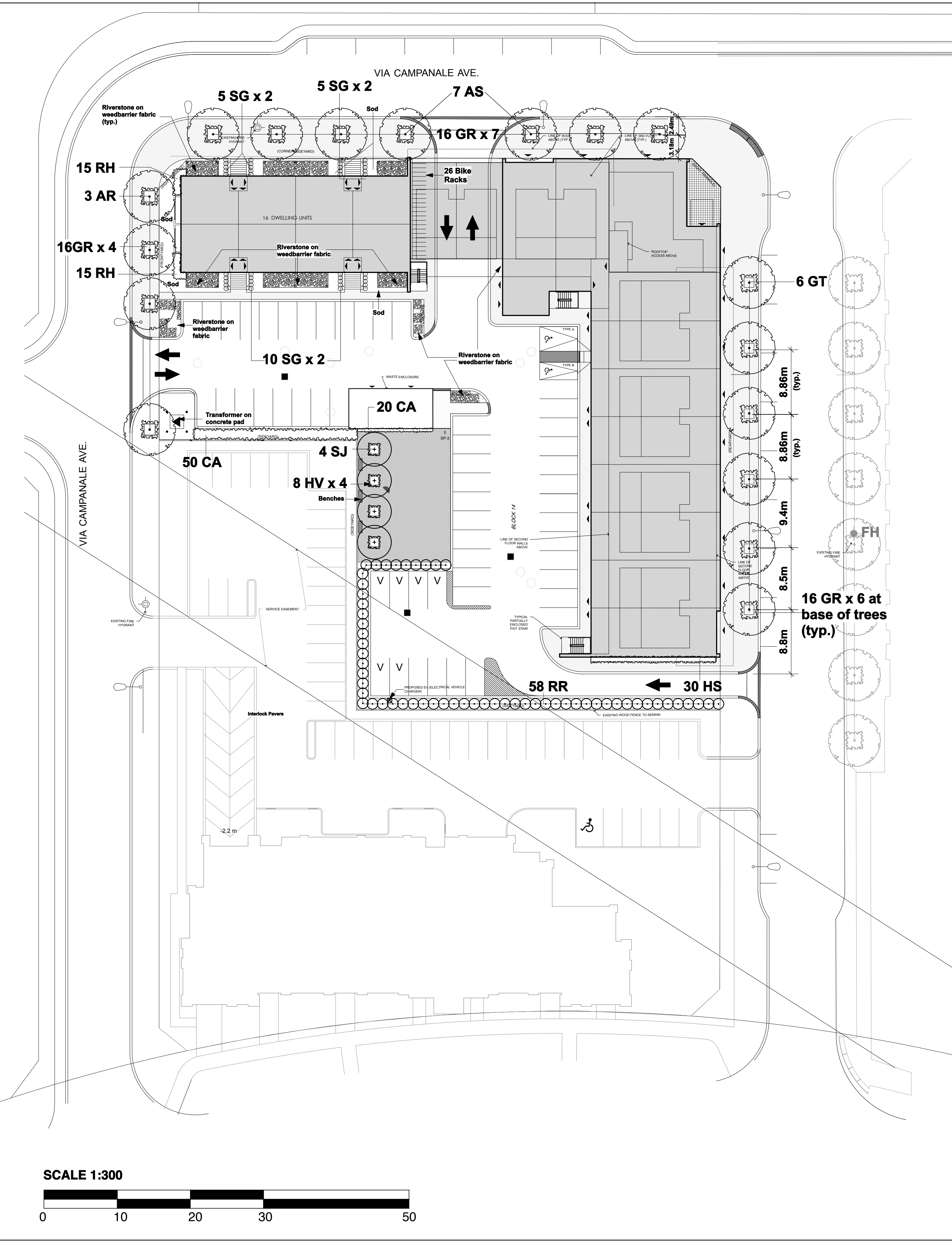
- NOTE:**
 1. Landscape Contractor must advise Project Landscape Architect of the start of construction min. 48 hours by email prior to commencement of work, and obtain approval for planting and paving layouts before installation.
 2. Landscape Contractor must keep up-to-date record of all changes to landscape installations, including planting, paving and site furniture placement.
 3. Landscape Contractor should adhere closely to organic and geometric layouts as shown on landscape plan to ensure optimum spacing, spacing and display of plantings.
 4. Landscape Contractor to use discretion and judgement and reject trees or plants on site which do not meet minimum size, shape and branch growth criteria as specified on this drawing.
 5. Wire baskets and rope used to hold the root ball and rope that is tied around the root collar are to be removed at the time of the planting of the trees, trees planted too deep or too shallow, or without the baskets and rope removed, may be rejected at the time of the first inspection regardless of the length of time between the date of planting and the date of the inspection.
 6. All deciduous street trees to be planted 0.6 m away from property line and 1.5 m away from any adjacent driveway, continuous trees to be planted on private property and set back as necessary to avoid conflicts sightlines, especially at daylight triangles.
 7. Locations and configurations of driveway and unit footprints are schematic only.
 8. Adjust tree locations on site in accordance with utility and easement locations.
 9. Before installing, establish correct locations of plant material and forcing on site by checking locations of access easements and other minimum clearances, refer to the site plan, survey plan and engineering drawings prepared by others.
 10. Final locations of trees to be adjusted in accordance with building and driveway locations on site.



APPROVED
 By Lily Xu at 2:28 pm, Nov 26, 2020

Lily Xu


LILY XU, MCIP, RPP
 MANAGER, DEVELOPMENT REVIEW SOUTH
 PLANNING, INFRASTRUCTURE & ECONOMIC
 DEVELOPMENT DEPARTMENT, CITY OF OTTAWA



GENERAL:
 1. DO NOT SCALE THIS DRAWING.
 2. THIS DRAWING IS TO BE READ IN CONJUNCTION WITH RELATED ARCHITECTURAL/ENGINEERING DRAWINGS.
 3. IT IS THE RESPONSIBILITY OF THE APPROPRIATE CONTRACTOR TO CHECK AND VERIFY ALL DIMENSIONS ON SITE AND REPORT ALL ERRORS AND/OR OMISSIONS TO THE LANDSCAPE ARCHITECT IMMEDIATELY UPON DISCOVERY.
 4. CONTRACTOR MUST OBTAIN AND COMPLY WITH ALL PERTINENT CODES AND BY-LAWS. ALL PERMITS ARE THE RESPONSIBILITY OF THE CONTRACTOR.
 5. THIS DRAWING MUST NOT BE USED FOR CONSTRUCTION UNTIL SIGNED BY THE LANDSCAPE ARCHITECT.
 6. COPYRIGHT RESERVED. THIS DRAWING IS THE EXCLUSIVE PROPERTY OF THAKAR ASSOCIATES DESIGN CONSULTANTS AND SHALL NOT BE USED FOR ANY PURPOSE WHATSOEVER WITHOUT WRITTEN CONSENT. GRAPHIC SYMBOLS, DETAILS AND FORMATS USED ON THIS DRAWING ARE COPYRIGHTED AND MAY NOT BE COPIED, ADAPTED OR REPRODUCED IN ANY FORM WITHOUT THE WRITTEN CONSENT OF THAKAR ASSOCIATES.
 7. CONTRACTOR SHALL NOTIFY LANDSCAPE ARCHITECT BY PHONE AND AT LEAST 48 HOURS IN ADVANCE OF THE COMMENCEMENT OF DEMOLITION WORK. REMOVAL OF EXISTING VEGETATION AND START OF NEW CONSTRUCTION.
 8. BASE INFORMATION TAKEN FROM DRAWINGS PREPARED BY STANTEC CONSULTANTS AND PAUL COOPER ARCHITECT.

DEMOLITION:
 1. ALL EXISTING AREAS AND/OR ITEMS INDICATED FOR DEMOLITION AND REMOVAL ARE TO BE REMOVED FROM SITE.
 2. DEMOLITION PILE OR RUBBISH IS TO BE REMOVED FROM SITE. BACKFILLING OF PILES WILL NOT BE ACCEPTED. ITEMS TO BE REMOVED INCLUDE ASSOCIATED WIRING, PIPING, FOOTINGS, AND GRANULAR SUBGRADES UNLESS INDICATED ON THE DRAWINGS AS TO BE TO BE RE-USED.
 3. TREES AND SHRUBS INDICATED TO BE REMOVED ARE ALSO TO BE GRUBBED OUT, INCLUDING STUBS OR ROOTS, TO A MINIMUM OF 300 MM BELOW THE FINISHED GRADE.
 4. ALL AREAS, ITEMS OR STRUCTURES DESIGNATED FOR RETENTION ON SITE ARE TO BE RE-INSTALLED, RE-PAVED OR RE-PAINTED AT THE LANDSCAPE ARCHITECT'S OPTION AND TO THE LANDSCAPE ARCHITECT'S SATISFACTION SHOULD THESE BE DAMAGED OR DISTURBED DURING CONSTRUCTION.
 5. ALL MATERIALS TO BE REMOVED FROM SITE SHALL BE REMOVED FROM SITE.
 6. ALL PLANT MATERIALS TO BE NURSERY GROWN STOCK, AND SHALL MEET OR EXCEED THE SPECIFICATIONS OF THE CANADIAN NURSERY TRADES ASSOCIATION (1999) FOR SIZE, HEIGHT, SPREAD, GROWTH AND METHOD OF CULTIVATION.
 7. ALL SHRUBS TO BE INSTALLED IN BEDS (EXCEPT ON SLOPES) WITH MINIMUM DEPTH OF 300 MM AND MULCHED WITH 75 MM MINIMUM LAYER OF GRIEDED FINE BARK MULCH UNLESS OTHERWISE SPECIFIED.
 8. ALL TREES TO BE STAKED ACCORDING TO THE STANDARDS INDICATED ON THE DRAWINGS.
 9. ALL AREAS DISTURBED DURING CONSTRUCTION BEYOND THE PROJECT LIMITS, ARE TO BE RESTORED TO ORIGINAL CONDITION BY THE CONTRACTOR. ALL PLANT MATERIAL AND GRASS AREAS INSTALLED UNDER THIS CONTRACT SHALL BE MAINTAINED, WEEDED AND MANAGED BY THE CONTRACTOR UNTIL WRITTEN ACCEPTANCE OF THE WORK BY THE LANDSCAPE ARCHITECT.
 10. ALL EXISTING UTILITIES AND SPACING OF PLANT MATERIAL ON SITE TO BE IN ACCORDANCE WITH LOCAL MUNICIPAL PLANNING AND ZONING REGULATIONS. CONTRACTOR TO ENSURE THAT SPACING AND POSITIONING OF PLANTS ARE OPTIMIZED FOR BEST VISUAL DISPLAY AND OUTLINES OF SHRUB BEDS AND OTHER AREAS ARE SMOOTH, UNIFORM AND SENSITIVE TO THE DESIGN INTENT.

No.	Revision	Date
7.	Misc. planting changes	Aug. 06/20
8.	Misc. planting/paving changes	June 17/20
4.	Updated site plan	June 1/20
4.	Updated street light and hydrant locations, spacing of trees, etc.	Oct. 15/19
3.	Updated site plan and associated changes to planting, amenity area	Oct. 15/19
2.	Updated site plan and associated changes to planting, amenity area	Sep. 11/19
1.	Client Review	Aug. 28/19



CAMPANALE HOMES
 200-1187 Bank Street, Ottawa
 Ontario K1S 3X7
 Tel. 613 730-7000

THAKAR ASSOCIATES
 DESIGN CONSULTANTS
 Landscape Architects
 54 Bennett Street, Ottawa Ontario K1V 9L4
 Tel: (613) 523-7602 Fax: (613) 523-2242
 Email: thakar@thakarassociates.com

Project: **BLOCK 14 MIXED USE DEVELOPMENT**
 2 Via Modugno Place, Ottawa

LANDSCAPE PLAN	
Drawn	STAFF
Scale	1:300
Job No.	288.7
Start Date	
Dwg. No.	L - 1

D07-12-19-074