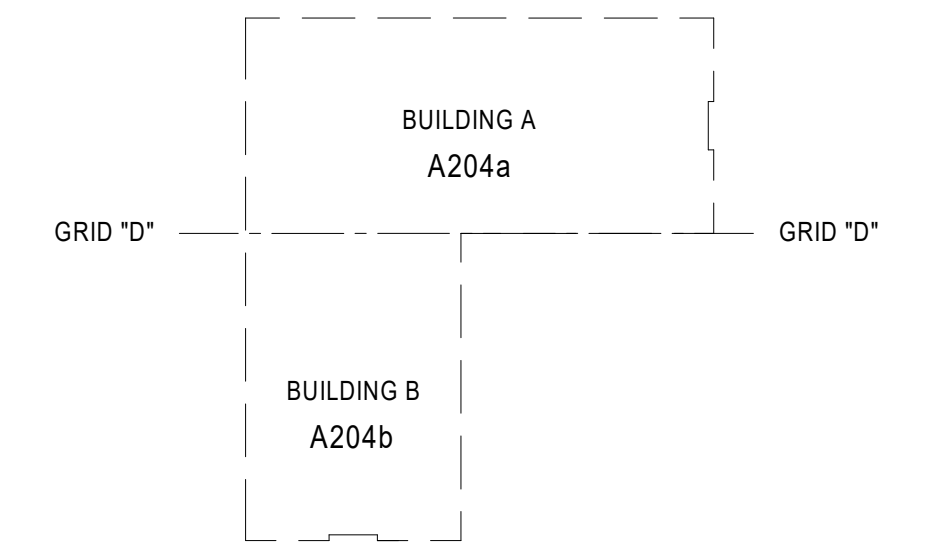


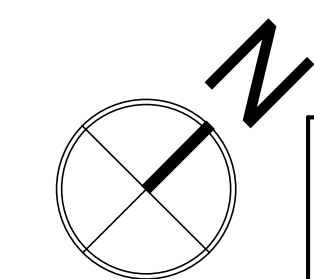
FLOOR KEY PLAN

1:1000



FOURTH FLOOR PLAN GENERAL

1:200



GENERAL NOTES

- NO DRILLING OR OPENINGS FOR ANY EQUIPMENT ARE ALLOWED IN THE FRR PARTITIONS AT THE EXITS.
- ALL OPENINGS FOR ELECTRICAL BOXES IN FRR PARTITION MUST TO BE OFFSET TO KEEP THE FRR WALLS INTEGRITY.
- BALCONIES: FOR ALL CORNER BALCONIES, CREATE SLOPE IN BOTH DIRECTION FACING AWAY FROM THE BUILDING.

BARRIER FREE UNITS

Total units amount Building A: 64 Units Required Barrier-free units: 9 Unit (15%)		Total units amount Building B: 48 Units Required Barrier-free units: 7 Unit (15%)	
3 Bedrooms:	4 Unit - 0 Barrier-free unit	2 Bedrooms:	8 Units - 8 Barrier-free unit
2 Bedrooms:	8 Units - 8 Barrier-free unit	1 Bedroom:	38 Units - 8 Barrier-free unit
1 Bedroom:	51 Units - 7 Barrier-free unit	1 Studio:	1 Unit - 0 Barrier-free unit
1 Studio:	1 Unit - 0 Barrier-free unit		

BARRIER FREE COMMON SPACES

- NOTES:**
- PATH OF TRAVEL SHALL BE OF A MINIMUM WIDTH OF 1100mm.
 - EVERY DOOR GIVING A BARRIER-FREE ACCESS TO A SHALL BE OF 965mm (TO BE VERIFIED WITH MANUFACTURER) IN ORDER TO PROVIDE A PERFECTLY NON-OBSTRUCTED CLEAR WIDTH PASSAGE OF NOT LESS THAN 860mm. DOORS NEED TO HAVE A CLEARANCE OF 600mm BEYOND THE EDGE OF THE DOOR OPENING IF THE DOOR SWING TOWARD THE APPROACH SIDE AND 300mm BEYOND THE EDGE OF THE DOOR OPENING IF THE DOOR SWINGS AWAY FROM THE APPROACH SIDE.
 - THERMOSTATS SHALL BE INSTALLED AT A HEIGHT OF 1200mm ABOVE FINISHED FLOOR. ANY OTHER CONTROLS SHALL BE INSTALLED BETWEEN 900mm AND 1100mm HIGH.
 - DESIGNATED BARRIER-FREE WASHROOMS SHALL CONTAIN A LAVATORY, A WATER CLOSET AND A BATHUB OR A SHOWER. NOTE THAT THE BATHROOM IS NOT INTENDED TO INCLUDE A BF BATHUB AND/OR SHOWER. BF WASHROOM SHALL BE DESIGNED TO PERMIT A WHEELCHAIR TO TURN IN AN OPEN SPACE OF NOT LESS THAN 1500mm IN DIAMETER. WALL REINFORCEMENT SHALL BE INSTALLED FOR FUTURE REQUIRED GRAB BARS FOR ALL PLUMBING FIXTURES INSTALLED.
 - CONTROLS FOR THE OPERATION OF BUILDING SERVICES OR SAFETY DEVICES IN A BARRIER-FREE PATH OF TRAVEL, INCLUDING ELECTRICAL SWITCHES, THERMOSTATS AND INTERCOM SWITCHES SHALL BE MOUNTED:
 - i) 1200 mm ABOVE THE FINISHED FLOOR IN THE CASE OF A THERMOSTAT OR A MANUAL PULL STATION, AND
 - ii) NOT LESS THAN 900 mm AND NOT MORE THAN 1100 mm ABOVE THE FINISHED FLOOR, IN THE CASE OF ALL OTHER CONTROLS.

NOTES GÉNÉRALES / General Notes

1. Ces documents d'architecture sont la propriété exclusive de NEUF architect(e)s et ne peuvent être utilisés, reproduits ou copiés sans autorisation écrite préalable. / These architectural documents are the exclusive property of NEUF architect(e)s and cannot be used, copied or reproduced without written pre-authorization.
2. Les dimensions apparaissant aux documents doivent être vérifiées par l'entrepreneur avant le début des travaux. / All dimensions which appear on the documents must be verified by the contractor before to start the work.
3. Veuillez aviser l'architecte de toute dimension erreur et/ou divergence entre ces documents et ceux des autres professionnels. / The architect must be notified of all errors, omissions and discrepancies between these documents and those of the other professionals.
4. Les dimensions sur ces documents doivent être lues et non mesurées. / The dimensions on these documents must be read and not measured.

GEOTECHNIQUE / Geotechnical

Paterson Group Inc.
154 Colomade Road South Ottawa (Nepean), Ontario Canada K2E 7J5
T 613 226-7381 www.patersongroup.ca

MÉCANIQUE ÉLECTRIQUE / Mechanical Electrical

LCA
15, rue De Vaucourt, unité 6, Gatineau, Québec J8T 8H1
T 819 24-8383 www.larouchecanada.ca

STRUCTURE / structure

qdi
635, boulevard de la Gaspie, gatineau (QC) J8T 8G1
T 819 243-4424 qdi.ca

ARCHITECTURE DE PAYSAGE / Landscape Architect

Lovstek Consultants
5971 Hugh Crockett, Ottawa ON K0K 2W0
T 613 825 0518 lovstekconsultants.com

CIVIL / Civil

Stantec
400 - 1331 Clyde Avenue, Ottawa ON K2C 3G4
T 613 724-6337 krs.albert@stantec.com


ARCHITECTES / Architect

NEUF architect(e)s SENCAL
630, St-Je, René-Lévesque O. 32e étage, Montréal QC H3B 1S6
T 514 847 1117 NEUFArchitectes.com

SCEAU / Seal



NEUF
ARCHITECT(E)S



CLIENT / Client

brigi

OUVRAGE / Project

PETRIES II BLOCK 8
112 units
ORLEANS, ON NO PROJ. No: 10498.02

NO RÉVISION / DATE (aa-mm-ii)

A	Issue for Coordination	2021-07-16
B	Issued for Coordination	2021-07-28
C	Issued for Coordination	2021-08-05
D	Issued for Coordination	2021-08-13
E	Issued for Permit	2021-08-30
F	Issued for Coordination	2021-09-08
G	Issued for Coordination	2021-09-15
H	Issued for SPA	2021-09-23

DESSIN PAR / Drawn by

PM
DATE (aa mm ii)
06/14/17

VERIFIÉ PAR / Checked by

Paul McQ.
ÉCHELLE / Scale
As indicated

FOURTH FLOOR PLAN GENERAL

RÉVISION / Revision

NO. DESSIN / Dwg Number
H A204