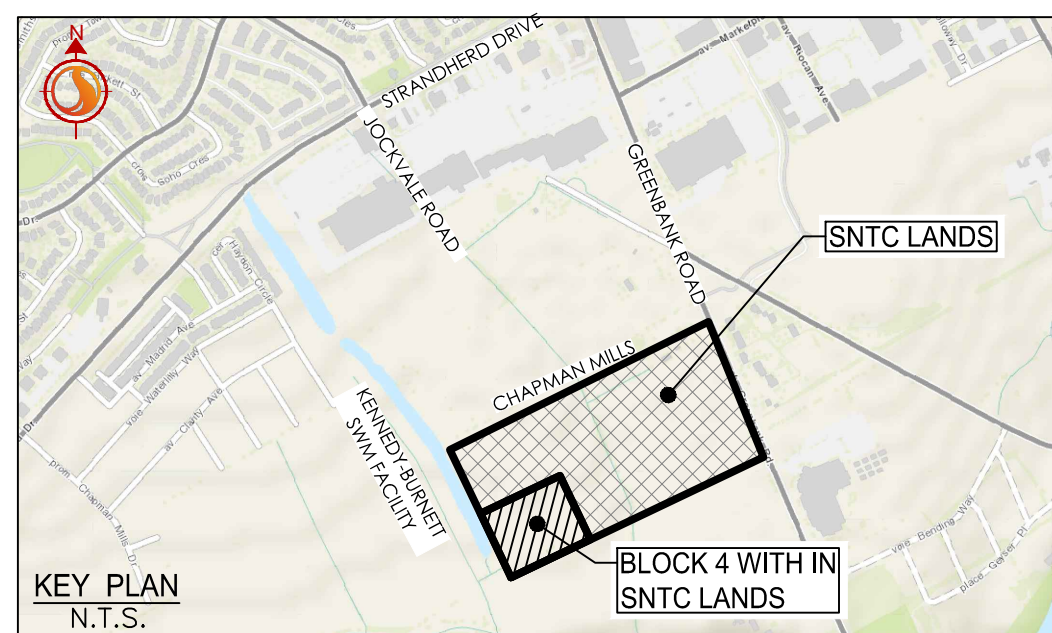
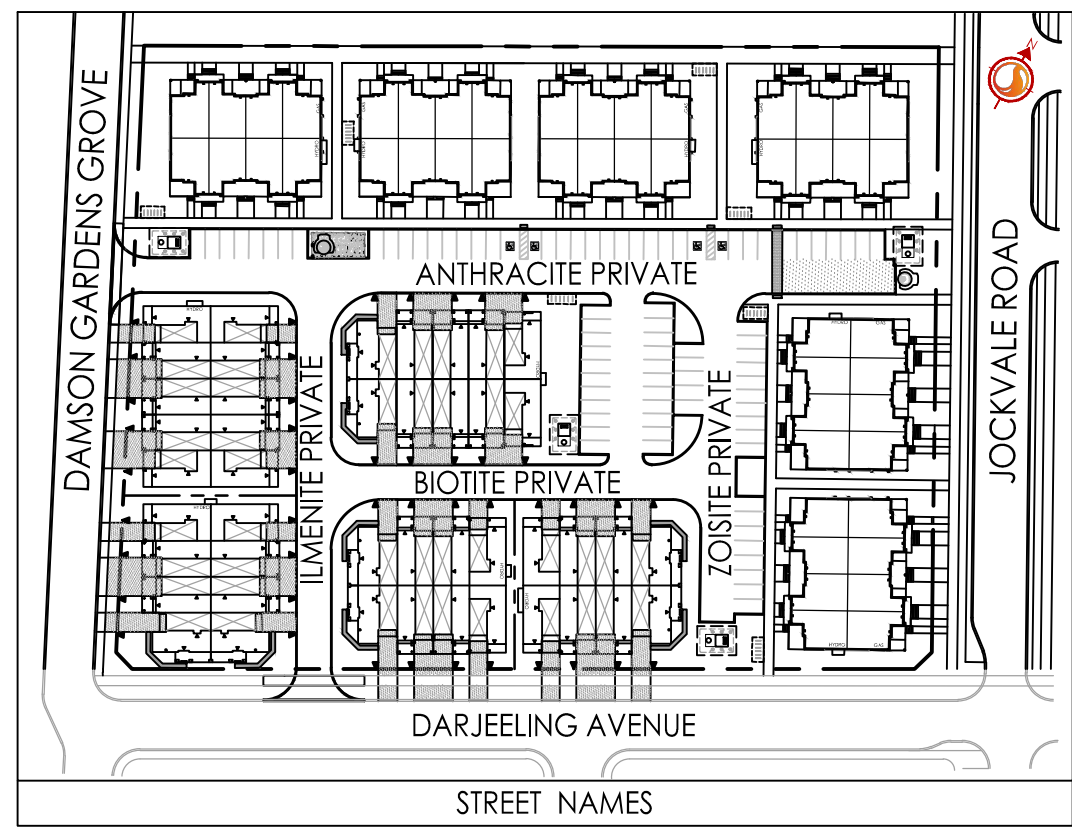
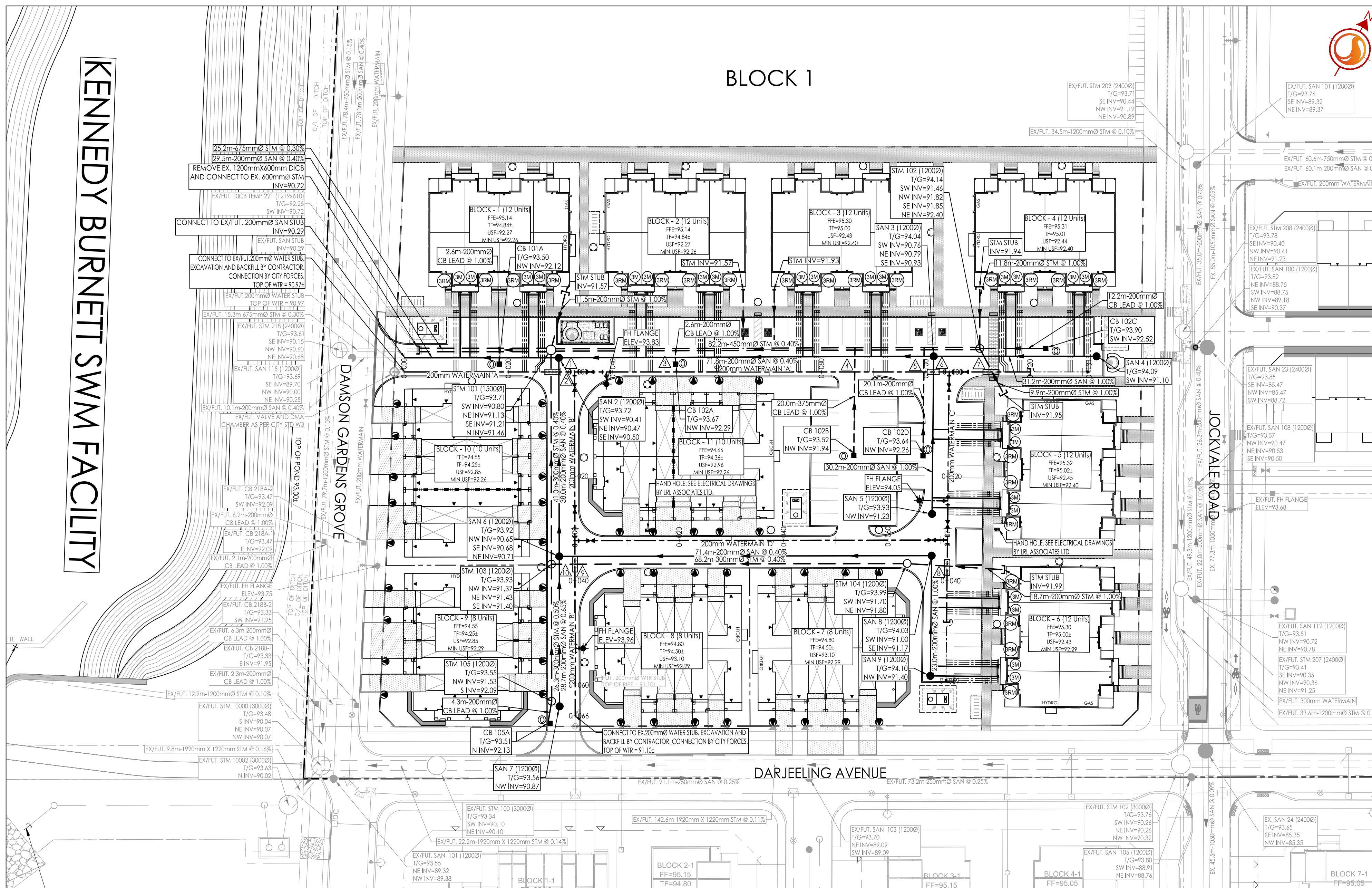


Copyright Reserved

The Contractor shall verify and be responsible for all dimensions. DO NOT scale the drawing - any errors or omissions shall be reported to Stantec without delay.
The Copyrights to all designs and drawings are the property of Stantec. Reproduction or use for any purpose other than that authorized by Stantec is forbidden.



BLOCK 1



200mmØ / 50mmØ WATERMAIN A (ANTHRACITE PRIVATE)

STATION	FINISHED GRADE	TOP OF W/M	ITEM
0+000	93.51	90.97±	CONNECT TO EX. 200mmØ WATERMAIN STUB
0+020	93.55	91.150	TOP OF PIPE
0+027	93.67	91.270	45° VERTICAL BEND CROSSING OVER SEWER AS PER W25.2 AND INSULATE PER W22
0+027.7	93.68	92.230	45° VERTICAL BEND CROSSING OVER SEWER AS PER W25.2 AND INSULATE PER W22
0+029.2	93.70	92.230	45° VERTICAL BEND CROSSING OVER SEWER AS PER W25.2 AND INSULATE PER W22
0+029.9	93.70	91.300	45° VERTICAL BEND CROSSING OVER SEWER AS PER W25.2 AND INSULATE PER W22
0+032.7	93.71	91.310	200mmØ X 200mmØ TEE
0+035.7	93.75	91.350	200mmØ VALVE AND VALVE BOX
0+038.7	93.78	91.380	150mmØ FIRE HYDRANT TEE
0+050	93.71	91.310	TOP OF PIPE
0+060	93.76	91.360	TOP OF PIPE
0+080	93.80	91.400	TOP OF PIPE
0+085.4	93.83	91.430	45° VERTICAL BEND CROSSING UNDER SEWER AS PER W25
0+085.9	93.83	91.250	45° VERTICAL BEND CROSSING UNDER SEWER AS PER W25
0+086.9	93.84	91.250	45° VERTICAL BEND CROSSING UNDER SEWER AS PER W25
0+087.4	93.85	91.450	45° VERTICAL BEND CROSSING UNDER SEWER AS PER W25
0+100	94.00	91.600	TOP OF PIPE
0+100.3	94.00	91.600	45° VERTICAL BEND CROSSING OVER SEWER AS PER W25.2 AND INSULATE PER W22
0+101.0	94.01	91.860	45° VERTICAL BEND CROSSING OVER SEWER AS PER W25.2 AND INSULATE PER W22
0+102.0	94.01	91.860	45° VERTICAL BEND CROSSING OVER SEWER AS PER W25.2 AND INSULATE PER W22
0+102.7	94.02	91.620	45° VERTICAL BEND CROSSING OVER SEWER AS PER W25.2 AND INSULATE PER W22
0+104.5	94.03	91.630	200mmØ X 200mmØ TEE
0+107.5	94.05	91.650	200mmØ VALVE AND VALVE BOX
0+110	94.09	91.690	45° VERTICAL BEND CROSSING OVER SEWER AS PER W25.2 AND INSULATE PER W22
0+112.0	94.09	92.780	45° VERTICAL BEND CROSSING OVER SEWER AS PER W25.2 AND INSULATE PER W22
0+113.0	94.11	91.780	45° VERTICAL BEND CROSSING OVER SEWER AS PER W25.2 AND INSULATE PER W22
0+114.0	94.11	91.710	45° VERTICAL BEND CROSSING OVER SEWER AS PER W25.2 AND INSULATE PER W22
0+117.4	94.07	91.670	50mmØ TVS FOR PEX TUBING WATER SERVICE
0+120	94.07	91.700	200mmØ CAP AND THRUST BLOCK
0+131.3	94.07	91.100	50mmØ REDUCED TO 19mmØ WATER SERVICE AND COIL

200mmØ WATERMAIN B (ILMENITE PRIVATE)

STATION	FINISHED GRADE	TOP OF W/M	ITEM
0+000	93.71	91.310	200mmØ X 200mmØ TEE
0+003	93.69	91.290	200mmØ VALVE AND VALVE BOX
0+020	93.78	91.380	TOP OF PIPE
0+024.3	93.82	91.420	200mmØ VALVE AND VALVE BOX
0+032.3	93.88	91.480	200mmØ X 200mmØ TEE
0+035.3	93.89	91.490	45° VERTICAL BEND CROSSING OVER SEWER AS PER W25.2 AND INSULATE PER W22
0+036.3	93.88	92.450	45° VERTICAL BEND CROSSING OVER SEWER AS PER W25.2 AND INSULATE PER W22
0+037.3	93.87	92.450	45° VERTICAL BEND CROSSING OVER SEWER AS PER W25.2 AND INSULATE PER W22
0+038.3	93.87	91.470	45° VERTICAL BEND CROSSING OVER SEWER AS PER W25.2 AND INSULATE PER W22
0+040	93.85	91.450	TOP OF PIPE
0+053	93.69	91.290	150mmØ FIRE HYDRANT TEE
0+060	93.62	91.220	TOP OF PIPE
0+065.9	93.56	91.160	CONNECT TO EX. 200mmØ WATERMAIN STUB

200mmØ / 50mmØ WATERMAIN C (ZOISITE PRIVATE)

STATION	FINISHED GRADE	TOP OF W/M	ITEM
0+000	94.03	91.630	200mmØ X 200mmØ TEE
0+003	94.00	91.600	200mmØ VALVE AND VALVE BOX
0+020	93.89	91.490	TOP OF PIPE
0+024.6	93.93	91.530	150mmØ FIRE HYDRANT TEE
0+029.2	93.98	91.580	200mmØ VALVE AND VALVE BOX
0+032.2	94.02	91.620	200mmØ X 200mmØ TEE
0+035.9	94.06	91.660	45° VERTICAL BEND CROSSING OVER SEWER AS PER W25.2 AND INSULATE PER W22
0+037.0	94.06	92.760	45° VERTICAL BEND CROSSING OVER SEWER AS PER W25.2 AND INSULATE PER W22
0+038.0	94.06	92.760	45° VERTICAL BEND CROSSING OVER SEWER AS PER W25.2 AND INSULATE PER W22
0+039.1	94.06	91.660	45° VERTICAL BEND CROSSING OVER SEWER AS PER W25.2 AND INSULATE PER W22
0+040	94.07	91.670	TOP OF PIPE
0+047.9	94.07	91.670	50mmØ TVS FOR PEX TUBING WATER SERVICE
0+047.9	94.07	91.670	200mmØ CAP AND THRUST BLOCK
0+059.2	94.12	91.720	50mmØ REDUCED TO 19mmØ WATER SERVICE AND COIL

200mmØ WATERMAIN D (BIOTITE PRIVATE)

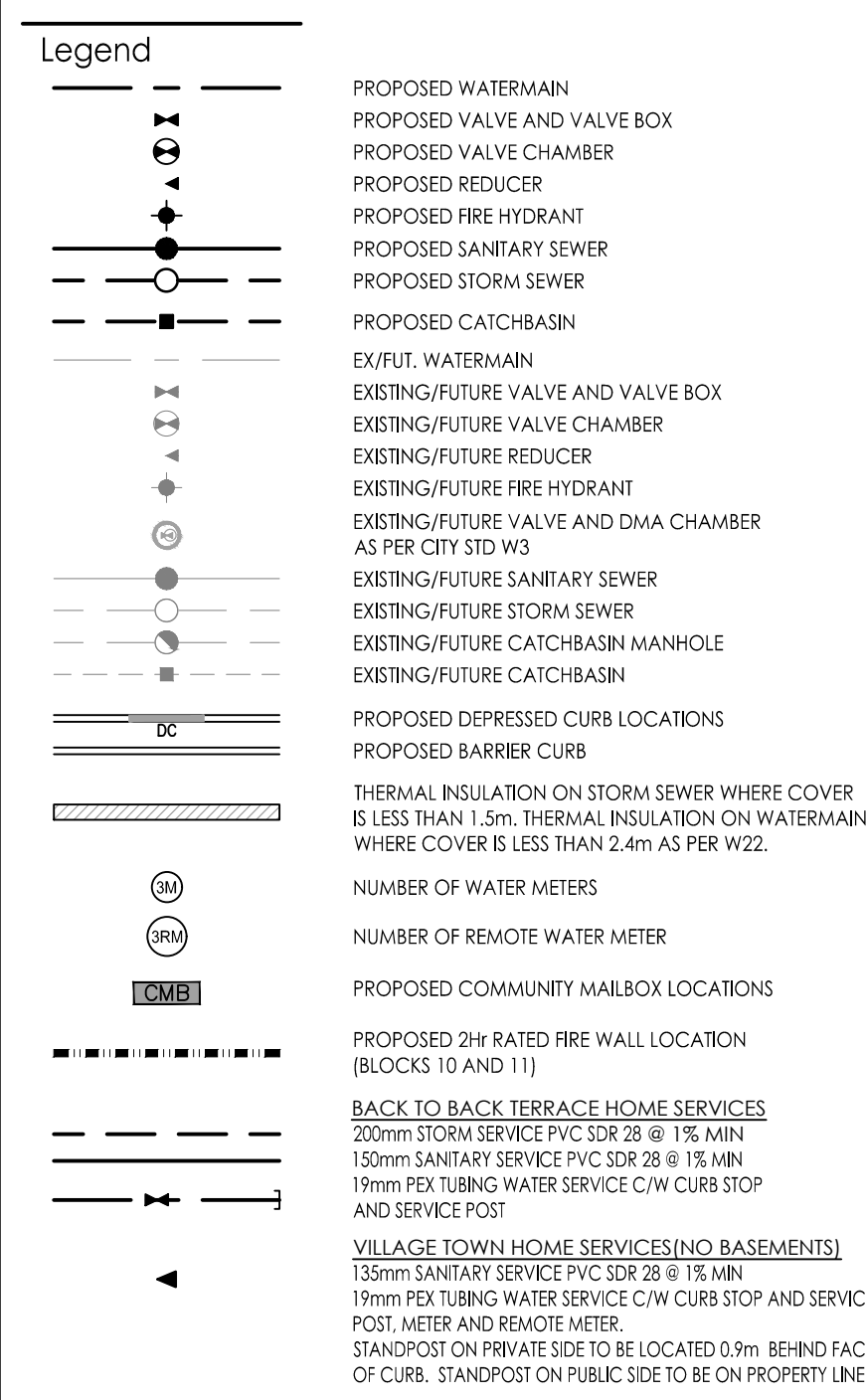
STATION	FINISHED GRADE	TOP OF W/M	ITEM
0+000	93.88	91.480	200mmØ X 200mmØ TEE
0+003	93.87	91.470	200mmØ VALVE AND VALVE BOX
0+020	93.94	91.540	TOP OF PIPE
0+040	93.96	91.560	TOP OF PIPE
0+040	93.93	91.530	TOP OF PIPE
0+048.4	94.02	91.620	200mmØ VALVE AND VALVE BOX
0+071.4	94.02	91.620	200mmØ X 200mmØ TEE

SCHEDULE OF INLET CONTROL DEVICES

OUTLET ORIFICE NAME	CATCHBASIN ID	TRIBUTARY AREA ID	ICD TYPE	2YR HEAD (m)	100YR HEAD (m)	2YR FLOW (L/s)	100YR FLOW (L/s)
L101A-C	CB101A	L101A	178mm ORIFICE	0.83	1.62	54.13	78.03
L102A-C	CB102A	L102A	127mm ORIFICE	0.63	1.50	24.26	38.52
L102B-C	CB102B	L102B	178mm ORIFICE	0.97	1.88	59.16	84.30
L102C-C	CB102C	L102C	89mm ORIFICE	0.30	1.55	12.70	16.82
L102D-C	CB102D	L102D	94mm ORIFICE	1.07	1.42	17.78	22.06
L105A-C	CB105A	L105A	94mm ORIFICE	0.84	1.39	15.63	20.40

SEWER AND WATERMAIN CROSSING TABLE

CROSSING	STM INV	STM OBV	SAN INV	SAN OBV	WTR TOP	WTR STM
▲	91.14	91.52	90.43	90.63		
▲	91.15	91.53	90.51	90.75	92.23	92.03
▲	92.27	92.47	90.56	90.76		
▲	91.75	92.13	90.69	90.89	91.25	91.05
▲	92.10	92.30	90.75	90.95	91.56	91.36
▲			90.96	91.16	91.86	91.66
▲	91.88	92.08	90.89	91.09	92.78	92.58
▲	91.86	92.06	91.19	91.39	92.76	92.56
▲	91.45	91.75	90.72	90.92	92.45	92.25
▲	91.44	91.74	90.70	90.90		



- Notes**
- FINAL SERVICE LATERAL SIZES TO BE CONFIRMED BY MECHANICAL CONSULTANT.
 - PRESSURE REDUCING VALVES (PRVs) ON ALL UNITS TO BE INSTALLED AS PER MANTARO PLUMBING CODE.
 - MAINTENANCE HOLES LOCATED IN PONDING AREAS SHALL HAVE WATER TIGHT FRAME AND COVERS AS PER CITY STANDARD S24, S24.1 AND S25, (SAN MHs 4 AND 5).
 - BLOCKS 1 TO 6 UNITS WILL BE SERVICED THROUGH SNTC LANDS BLOCK 4 PROPOSED SANITARY SYSTEM.
 - ICD TYPES ARE SLIDING VERTICAL CIRCULAR PEX THERMATIC HF ICDs

Revision

NO.	REVISION	DATE	BY	APPD.
4	REVISED AS PER CITY COMMENTS	MJS	TR	21.01.19
3	REVISED AS PER CITY COMMENTS	MJS	TR	20.12.01
2	REVISED AS PER CITY COMMENTS	MJS	TR	20.10.21
1	REVISED AS PER CITY COMMENTS	MJS	TR	20.08.05
0	ISSUED TO CITY FOR SPA	MJS	TR	20.05.01
				YY.MM.DD

File Name: 160401085 BLK 4.DB

Rev.	MJS	AMP	MJS	20.02.25
Dwn.	Chkd.	Dgn.	YY.MM.DD	



Client/Project
NEPEAN TOWN CENTRE DEVELOPMENT CORPORATION
2934 BASELINE ROAD, SUITE 302, OTTAWA, ON, K2H 1B2
PH: (613) 518-1864
SNTC LANDS
BLOCK 4
OTTAWA, ON

Title
SITE SERVICING PLAN

Project No. 160401085
Scale 1:500
Drawing No. SSP-1
Sheet 2 of 7
Revision 4

APPROVED
By Lily Xu at 1:47 pm, Mar 17, 2021

Lily Xu
LILY XU, MCIP, RPP
MANAGER, DEVELOPMENT REVIEW SOUTH PLANNING, INFRASTRUCTURE & ECONOMIC DEVELOPMENT DEPARTMENT, CITY OF OTTAWA