

LEBRETON - PHASE 4-5



DRAWINGS LIST

A-000	Presentation page
A-010	Site plan
A-093	Plan - Parking level P3
A-094	Plan - Parking level P2
A-095	Plan - Parking level P1
A-101	Plan - Ground floor
A-102	Plan - 2nd floor
A-103	Plan - 3rd-4th-5th floor
A-106	Plan - 6th floor
A-107	Plan - 7th floor
A-108	Plan - Typical floor 1
A-116	Plan - 16th floor
A-117	Plan - Typical floor 2
A-MECH1	Plan - Mechanical floor 1
A-MECH2	Plan - Mechanical floor 2
A-ROOF	Plan - Roof
A-300	Elevation - Lloyd street
A-301	Elevation - Lett street
A-302	Elevation - Fleet and Lett
A-303	Elevation - Garden
A-350	Section
A-351	Section
A-SUN	Solar studies

CLIENT:



ARCHITECTS:



1435, RUE SAINT-ALEXANDRE, BUREAU 1000
MONTRÉAL (QUÉBEC) H3A 2G4
T. 514-393-9400 F. 514-893-9498
info@evoqarchitecture.com

LANDSCAPE ARCHITECTS:

James B. Lennox and Associates Inc.
Landscape Architects

381 Hinton Avenue South,
Ottawa, Ontario, K1Y 1A6 T: (613) 722 5168

STRUCTURAL ENGINEERS:



MECHANICAL - ELECTRICAL ENGINEERS:

TOPOGRAPHICAL SURVEYOR:



1600 Carling Ave. Suite 530
Ottawa, ON K1Z 1G3
Tel: (613) 230-1186
smithandersen.com

1331 Clyde Ave Suite 400
Ottawa, ON K2C 3G4
Tel: (613) 722-4420
stantec.com

CIVIL ENGINEERS:

URBAN DESIGN CONSULTANTS:



01	SITE PLAN APPROVAL	NG	08-05-2019
----	--------------------	----	------------

THE GENERAL CONTRACTOR :

- SHALL BE RESPONSIBLE FOR VERIFYING ALL DIMENSIONS ON SITE TO ENSURE COMPLIANCE WITH THE DIMENSIONS GIVEN ON THE DRAWINGS.
- SHALL BE RESPONSIBLE TO IMMEDIATELY SUBMIT A REPORT TO THE ARCHITECT OR ENGINEER OUTLINING ANY INACCURACIES.
- SHALL NOT TAKE SCALED MEASUREMENTS OFF THE DRAWINGS.
- ANY INDIVIDUAL OR FIRM THAT HAVE RECEIVED ELECTRONIC DOCUMENT SHALL USE THEM AT THEIR OWN RISK. ONLY ORIGINAL DRAWINGS, STAMPED BY THE ARCHITECT, MAY BE USED FOR CONSTRUCTION.

SEAL

© 2018, EVOQ Architecture inc.

Intellectual property rights relating to this document being exclusively to EVOQ Architecture inc. This document may not be forwarded to others, transmitted, downloaded, reproduced nor adapted in any format, whether print or electronic, without the prior written authorization of EVOQ Architecture inc. All ideas and other information in this document are specific to this project and may not be used elsewhere without the written authorization of EVOQ Architecture inc.

PROJECT:
LEBRETON - PHASE 4-5

DRAWING TITLE:
PRESENTATION PAGE

DESIGN:	NG	APPROVED:	NG
DRAWN:	PS	DATE:	2020-04-27
VERIFIED:	NG	SCALE:	
PROJECT N°:	9360-20	DRAWING N°:	A-000

BUILDING C - 25 STOREYS												
Floor	AREA (m ²)	GFA	BFA	Loft	Studio	1BR	2BR	3BR	TOT	Common	TOT	AMENITIES (m ²)
G	579.0	1763.0	5	0	0	0	0	0	5		921.8	683.6
Mezz	174.1	174.1										
2	789.0	1341.0	0	3	9	3	0	15	234.2		481.7	
3	1097.0	1407.9	0	4	10	4	0	18	337.9		137.9	
4	1097.0	1407.9	0	4	10	4	0	18	337.9		137.9	
5	1097.0	1407.9	0	4	10	4	0	18	337.9		137.9	
6	421.0	719.2	0	1	2	2	1	6	89.7		788.2	
7	584.7	719.2	0	1	4	3	1	9	38.2		38.2	
8	698.2	749.6	0	2	6	3	0	11	38.2		38.2	
9	698.2	749.6	0	2	6	3	0	11	38.2		38.2	
10	698.2	749.6	0	2	6	3	0	11	38.2		38.2	
11	698.2	749.6	0	2	6	3	0	11	38.2		38.2	
12	698.2	749.6	0	2	6	3	0	11	38.2		38.2	
13	698.2	749.6	0	2	6	3	0	11	38.2		38.2	
14	698.2	749.6	0	2	6	3	0	11	38.2		38.2	
15	698.2	749.6	0	2	6	3	0	11	38.2		38.2	
16	584.7	719.2	0	1	4	3	1	9	33.0		33.0	
17	698.2	749.6	0	2	6	3	0	11	38.2		38.2	
18	698.2	749.6	0	2	6	3	0	11	38.2		38.2	
19	698.2	749.6	0	2	6	3	0	11	38.2		38.2	
20	698.2	749.6	0	2	6	3	0	11	38.2		38.2	
21	698.2	749.6	0	2	6	3	0	11	38.2		38.2	
22	698.2	749.6	0	2	6	3	0	11	38.2		38.2	
23	698.2	749.6	0	2	6	3	0	11	38.2		38.2	
24	698.2	749.6	0	2	6	3	0	11	38.2		38.2	
25	698.2	749.6	0	2	6	3	0	11	38.2		38.2	
MPH	282.2											
SUBTOTAL	18732.9	22872.9		5	34	160	74	3	276		1813.7	3387.4

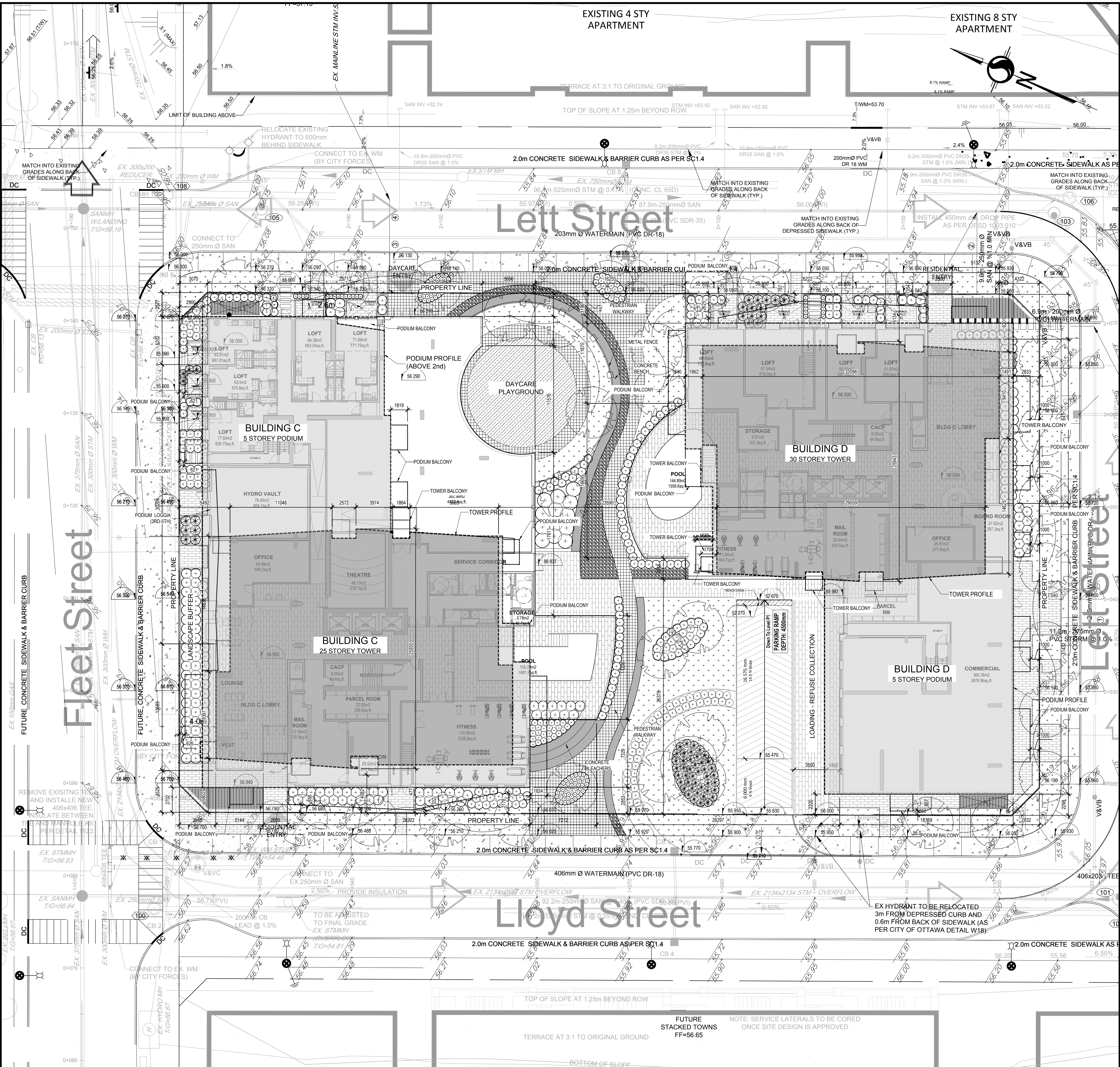
BUILDING D - 30 STOREYS												
Floor	AREA (m ²)	GFA	BFA	Loft	Studio	1BR	2BR	3BR	TOT	Common	TOT	AMENITIES (m ²)
G	990.1	1440.9	4	0	0	0	0	0	4		919.1	1013.5
Mezz	187.0	187.0										
2	1151.1	1341.0	0	2	5	2	0	0	9		178.2	245.1
3	1121.0	1407.9	0	4	10	4	0	18	126.0		126.0	
4	1121.0	1407.9	0	4	10	4	0	18	126.0		126.0	
5	1121.0	1407.9	0	4	10	4	0	18	126.0		126.0	
6	421.0	719.2	0	1	2	2	1	6	89.7		788.2	
7	584.7	719.2	0	1	4	3	1	9	38.2		38.2	
8	698.2	749.6	0	2	6	3	0	11	38.2		38.2	
9	698.2	749.6	0	2	6	3	0	11	38.2		38.2	
10	698.2	749.6	0	2	6	3	0	11	38.2		38.2	
11	698.2	749.6	0	2	6	3	0	11	38.2		38.2	
12	698.2	749.6	0	2	6	3	0	11	38.2		38.2	
13	698.2	749.6	0	2	6	3	0	11	38.2		38.2	
14	698.2	749.6	0	2	6	3	0	11	38.2		38.2	
15	698.2	749.6	0	2	6	3	0	11	38.2		38.2	
16	584.7	719.2	0	1	4	3	1	9	33.0		33.0	
17	698.2	749.6	0	2	6	3	0	11	38.2		38.2	
18	698.2	749.6	0	2	6	3	0	11	38.2		38.2	
19	698.2	749.6	0	2	6	3	0	11	38.2		38.2	
20	698.2	749.6	0	2	6	3	0	11	38.2		38.2	
21	698.2	749.6	0	2	6	3	0	11	38.2		38.2	
22	698.2	749.6	0	2	6	3	0	11	38.2		38.2	
23	698.2	749.6	0	2	6	3	0	11	38.2		38.2	
24	698.2	749.6	0	2	6	3	0	11	38.2		38.2	
25	698.2	749.6	0	2	6	3	0	11	38.2		38.2	
26	698.2	749.6	0	2	6	3	0	11	38.2		38.2	
27	698.2	749.6	0	2	6	3	0	11	38.2		38.2	
28	698.2	749.6	0	2	6	3	0	11	38.2		38.2	
29	698.2	749.6	0	2	6	3	0	11	38.2		38.2	
30	698.2	749.6	0	2	6	3	0	11	38.2		38.2	
MPH	282.2											
SUBTOTAL	20204.0	26107.7		4	47	177	74	17	319		1756.0	3146.0
TOTAL	38766.9	48912.7										

PARKING LEVELS										
Floor	AREA (m ²)	GFA	BFA	Standard	Small	HC	Total	Horizontal	Vertical	Total
P1	5159.0	73	17	4	64	117	242	242		242
P2	5159.0	102	20	3	125	30	21	91		91
TOTAL	10318.0	278	37	7	189	147	333	333		333

PARKING BREAKDOWN			
	Minimum req'd by zoning	Maximum permitted by zoning	Provided
Residential	0	892	310
Daycare	0	inc	0
Commercial	0	inc	0
Guest	30	inc	30
TOTAL	30	892	340

PROJECT SUMMARY				
	BUILDING C	BUILDING D	TOTAL	REQUIRED
SITE AREA (m ²)	1818.1	1538.2	3356.3	
BUILDING FOOTPRINT PROJECTION (m ²)	1763.7	1440.9	3204.6	
GROSS FLOOR AREA (m ²)	20024.0	18732.9	38756.9	
GROSS LEASABLE FLOOR AREA (Daycare)	383.5		383.5	
GROSS LEASABLE FLOOR AREA (Commercial)		739.9	739.9	
RESIDENTIAL UNITS	275	318	593	
CARETAKER UNITS	1	1	2	
PARKING SPACES			340	30
BICYCLE STORAGE SPACES			330	304
COMMON AMENITIES (m ² /year)	1813 (628)	1755 (957.0)		
AMENITIES (m ² /year)	3387 (1656)	3145 (1914)		

REVISIONS	
NO.	DESCRIPTION
01	SITE PLAN APPROVAL



CLIENT:

 210 Gladstone Avenue
 OTTAWA, ONTARIO K2P 0Y6
 T: (613) 233-6030 F: (613) 233-8290

ARCHITECTS:

 1435, RUE SAINT-ALEXANDRE, BUREAU 1000
 MONTREAL (QU/EEC) H3A 2G4
 T: 514-393-9490 F: 514-393-9498
 INFO@EVOQARCHITECTURE.COM

LANDSCAPE ARCHITECTS:
 James B. Lennox and Associates Inc.
 Landscape Architects
 381 Hinton Avenue South
 Ottawa, Ontario, K1Y 1A8 T: (613) 722-5168

STRUCTURAL ENGINEERS:

 1770 SHEPPARD AVE. E. SUITE 204, SCARBOROUGH, ONT. M1S 1T5
 TEL: 416-291-6888

MECHANICAL - ELECTRICAL ENGINEERS: TOPOGRAPHICAL SURVEYOR:

 1600 Carling Ave. Suite 530
 Ottawa, ON K1Z 1G3
 Tel: (613) 230-1186
 smithandersen.com
 1331 Clyde Ave Suite 400
 Ottawa, ON K2C 3G4
 Tel: (613) 722-4420
 stantec.com

CIVIL ENGINEERS: URBAN DESIGN CONSULTANTS:

 Suite 200, 240 Michael Cowpland Dr.
 Ottawa, Ontario, Canada K2M 9M6
 Telephone: (613) 256-6965
 Facsimile: (613) 254-6887
 Email: novatech@novatech.org
 197 Sandara Avenue Suite 600
 Toronto, ON, M5T 2C8
 Tel: (416) 340-9004
 urbanstrategies.com

NO.	DESCRIPTION	DATE
01	SITE PLAN APPROVAL	NG 08-05-2019

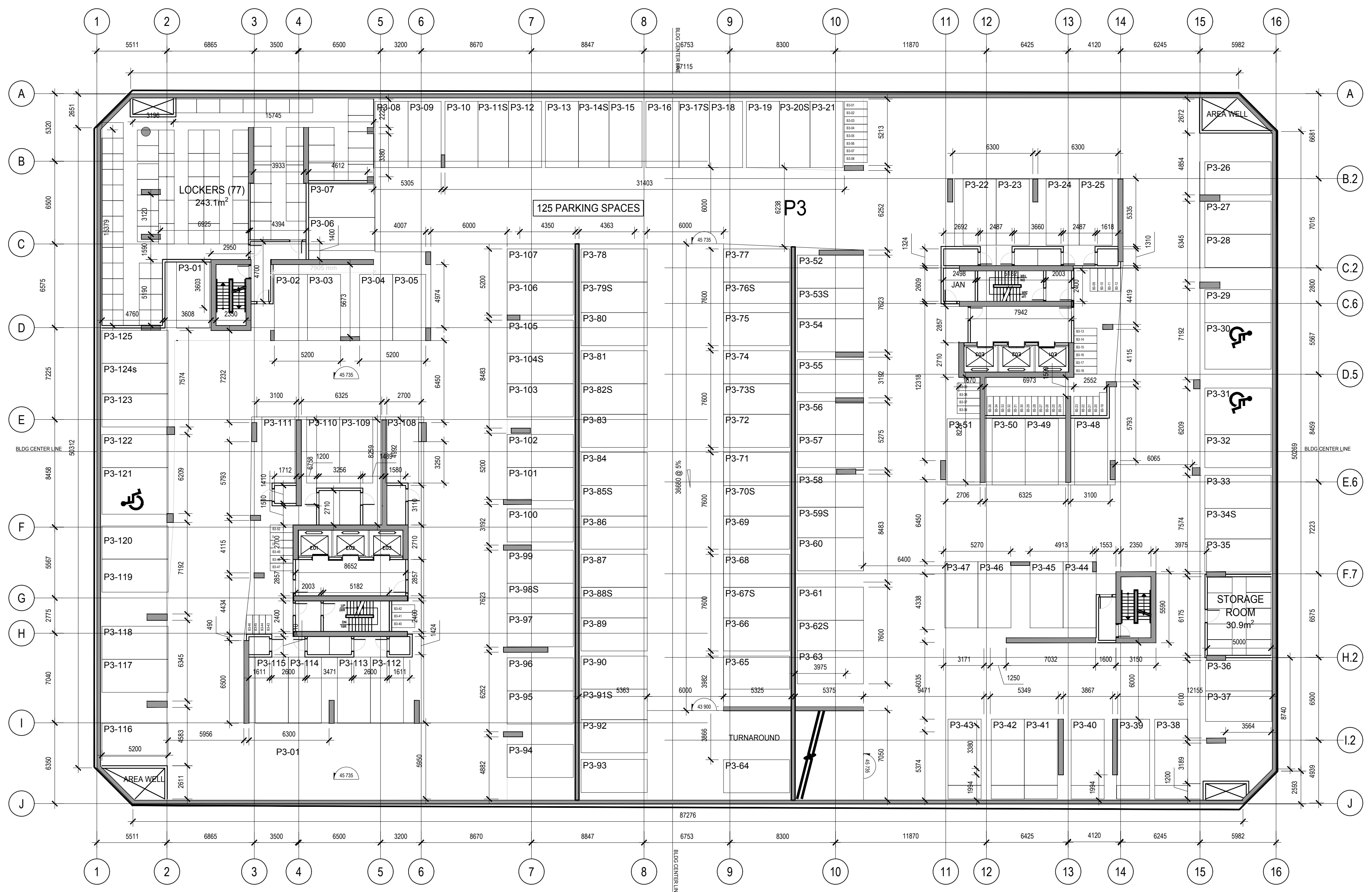
THE GENERAL CONTRACTOR:
 1. SHALL BE RESPONSIBLE FOR VERIFYING ALL DIMENSIONS ON SITE TO ENSURE COMPLIANCE WITH THE DIMENSIONS GIVEN ON THE DRAWINGS.
 2. SHALL BE RESPONSIBLE TO IMMEDIATELY SUBMIT A REPORT TO THE ARCHITECT OR ENGINEER OUTLINING ANY INACCURACIES.
 3. SHALL NOT TAKE SCALED MEASUREMENTS OFF THE DRAWINGS.
 4. ANY INDIVIDUAL OR FIRM THAT HAS RECEIVED ELECTRONIC DOCUMENT SHALL USE THEM AT THEIR OWN RISK. ONLY ORIGINAL DRAWINGS, STAMPED BY THE ARCHITECT, MAY BE USED FOR CONSTRUCTION.

SEAL

 © 2018, EVOQ Architecture Inc.
 Intellectual property rights relating to this document belong exclusively to EVOQ Architecture Inc. This document may not be forwarded to others, transmitted, downloaded, reproduced nor adapted in any format, whether print or electronic, without the prior written authorization of EVOQ Architecture Inc. All ideas and other information in this document are specific to this project and may not be used elsewhere without the written authorization of EVOQ Architecture Inc.

PROJECT:
LEBRETON - PHASE 4-5
 DRAWING TITLE:
SITE PLAN


DESIGN: NG APPROVED: NG
 DRAWN: NG, EF, PS DATE: 2020-01-13
 VERIFIED: NG SCALE: 1:200
 PROJECT NO: **9360-20** DRAWING NO: **A-010**



01	SITE PLAN APPROVAL	NG	08-05-2019
----	--------------------	----	------------

REVISION:

- THE GENERAL CONTRACTOR :
- SHALL BE RESPONSIBLE FOR VERIFYING ALL DIMENSIONS ON SITE TO ENSURE COMPLIANCE WITH THE DIMENSIONS GIVEN ON THE DRAWINGS.
 - SHALL BE RESPONSIBLE TO IMMEDIATELY SUBMIT A REPORT TO THE ARCHITECT OR ENGINEER OUTLINING ANY INACCURACIES.
 - SHALL NOT TAKE SCALED MEASUREMENTS OFF THE DRAWINGS.
 - ANY INDIVIDUAL OR FIRM THAT HAVE RECEIVED ELECTRONIC DOCUMENT SHALL USE THEM AT THEIR OWN RISK. ONLY ORIGINAL DRAWINGS, STAMPED BY THE ARCHITECT, MAY BE USED FOR CONSTRUCTION.

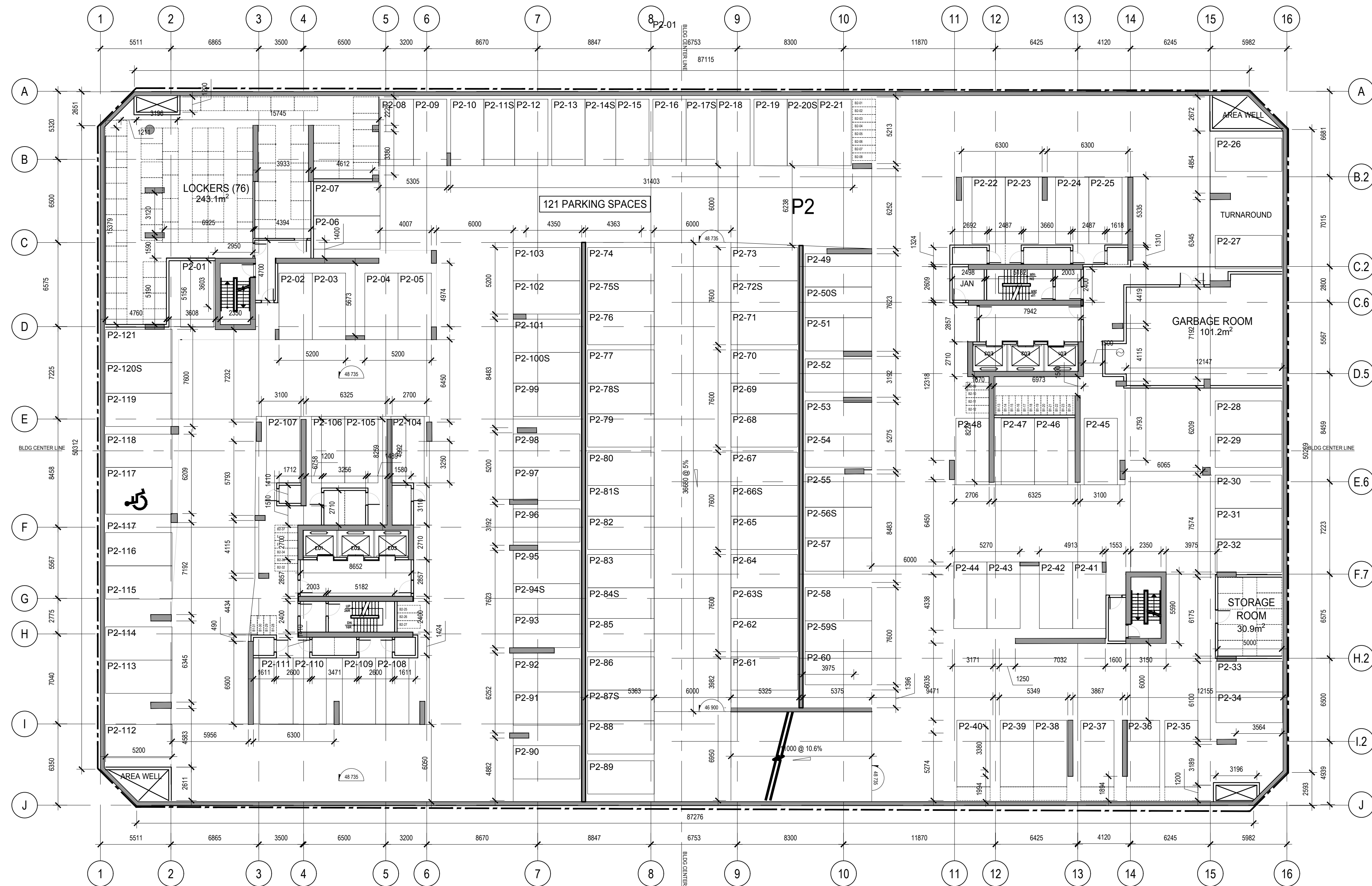
SEAL © 2018, EVOQ Architecture Inc.

 Intellectual property rights relating to this document belong exclusively to EVOQ Architecture Inc. This document may not be forwarded to others, transmitted, downloaded, reproduced nor adapted in any format, whether print or electronic, without the prior written authorization of EVOQ Architecture Inc. All ideas and other information in this document are specific to this project and may not be used elsewhere without the written authorization of EVOQ Architecture Inc.

PROJECT:
LEBRETON - PHASE 4-5

DRAWING TITLE:
PLAN - PARKING LEVEL P3

DESIGN:	NG	APPROVED:	NG
DRAWN:	NG.EF	DATE:	2020-01-13
VERIFIED:	NG	SCALE:	1:200


PROJECT N°: **9360-20** DRAWING N°: **A-093**



01	SITE PLAN APPROVAL	NG	08-05-2019
----	--------------------	----	------------

REVISION:

- THE GENERAL CONTRACTOR :
- SHALL BE RESPONSIBLE FOR VERIFYING ALL DIMENSIONS ON SITE TO ENSURE COMPLIANCE WITH THE DIMENSIONS GIVEN ON THE DRAWINGS.
 - SHALL BE RESPONSIBLE TO IMMEDIATELY SUBMIT A REPORT TO THE ARCHITECT OR ENGINEER OUTLINING ANY INACCURACIES.
 - SHALL NOT TAKE SCALED MEASUREMENTS OFF THE DRAWINGS.
 - ANY INDIVIDUAL OR FIRM THAT HAVE RECEIVED ELECTRONIC DOCUMENT SHALL USE THEM AT THEIR OWN RISK. ONLY ORIGINAL DRAWINGS, STAMPED BY THE ARCHITECT, MAY BE USED FOR CONSTRUCTION.

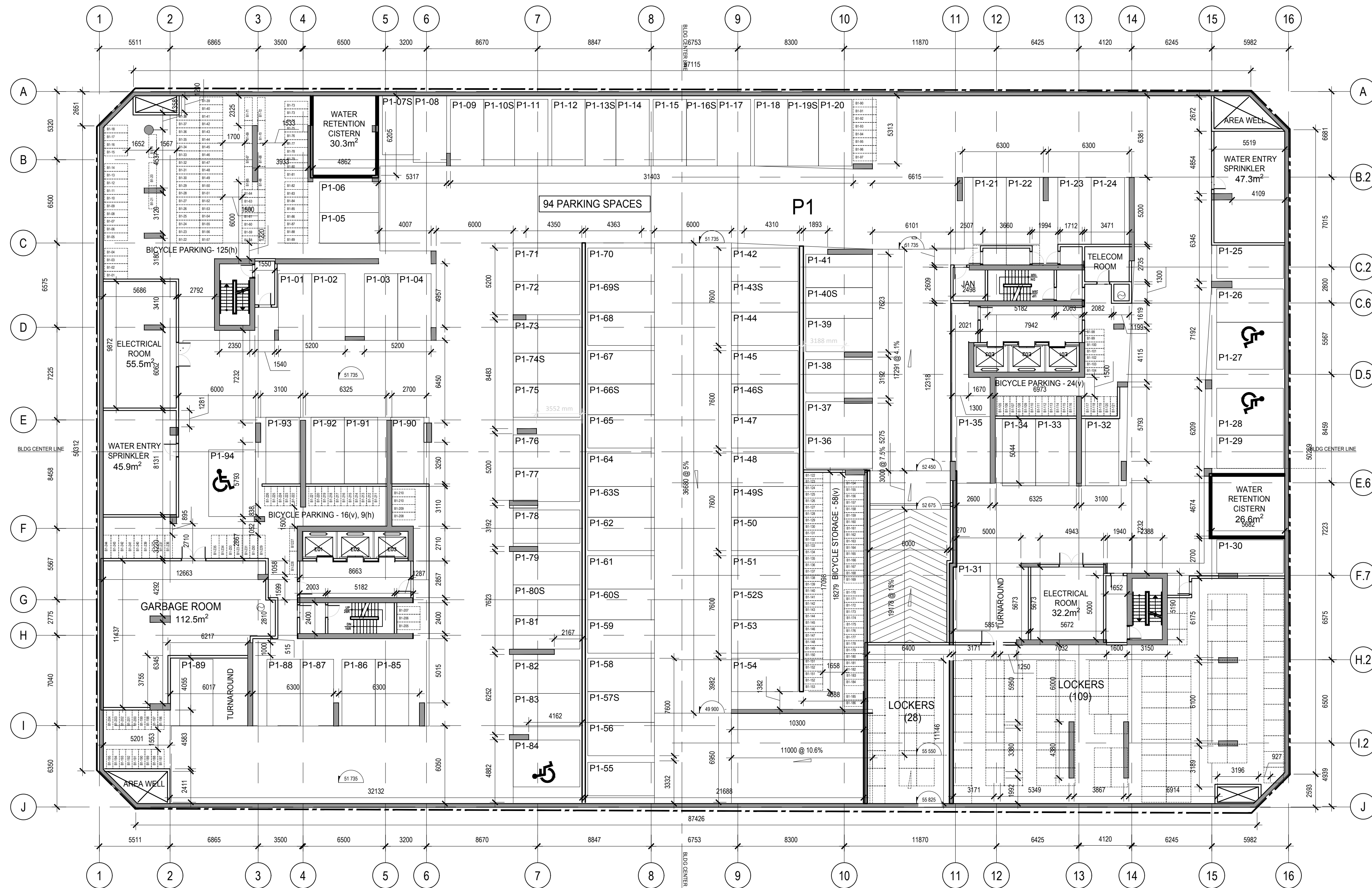
SEAL © 2018, EVOQ Architecture inc.

 Intellectual property rights relating to this document being exclusively to EVOQ Architecture inc. This document may not be forwarded to others, transmitted, downloaded, reproduced nor adapted in any format, whether print or electronic, without the prior written authorization of EVOQ Architecture inc. All ideas and other information in this document are specific to this project and may not be used elsewhere without the written authorization of EVOQ Architecture inc.

PROJECT:
LEBRETON - PHASE 4-5

DRAWING TITLE:
PLAN - PARKING LEVEL P2

DESIGN:	NG	APPROVED:	NG
DRAWN:	NG.EF	DATE:	2020-01-13
VERIFIED:	NG	SCALE:	1:200


PROJECT N°: **9360-20** DRAWING N°: **A-094**



01	SITE PLAN APPROVAL	NG	08-05-2019
----	--------------------	----	------------

REVISION:

- THE GENERAL CONTRACTOR:
- SHALL BE RESPONSIBLE FOR VERIFYING ALL DIMENSIONS ON SITE TO ENSURE COMPLIANCE WITH THE DIMENSIONS GIVEN ON THE DRAWINGS.
 - SHALL BE RESPONSIBLE TO IMMEDIATELY SUBMIT A REPORT TO THE ARCHITECT OR ENGINEER OUTLINING ANY INACCURACIES.
 - SHALL NOT TAKE SCALED MEASUREMENTS OFF THE DRAWINGS.
 - ANY INDIVIDUAL OR FIRM THAT HAS RECEIVED ELECTRONIC DOCUMENT SHALL USE THEM AT THEIR OWN RISK. ONLY ORIGINAL DRAWINGS, STAMPED BY THE ARCHITECT, MAY BE USED FOR CONSTRUCTION.

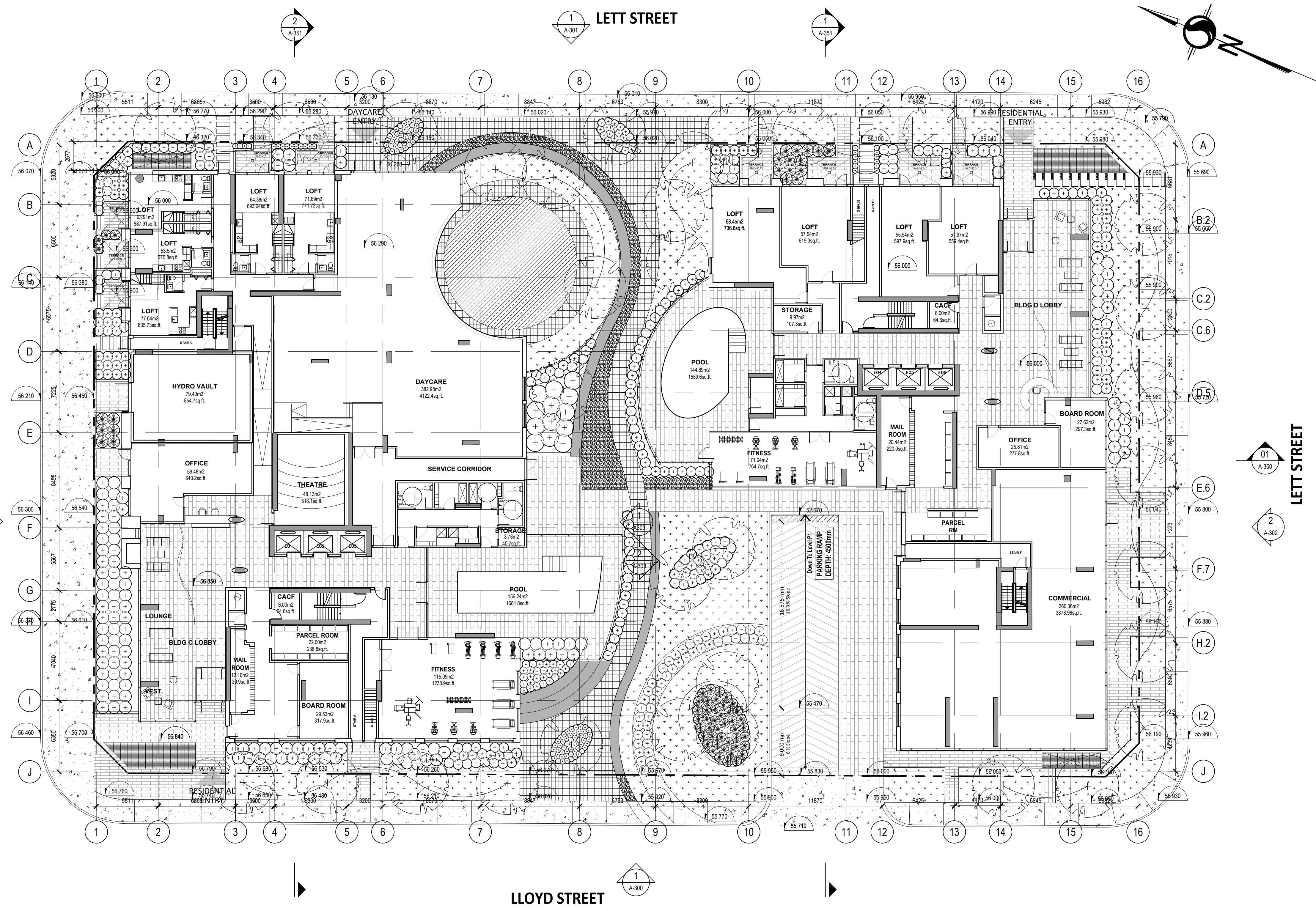
SEAL © 2018, EVOQ Architecture Inc.

 Intellectual property rights relating to this document being exclusively to EVOQ Architecture Inc. This document may not be forwarded to others, transmitted, downloaded, reproduced nor adapted in any format, whether print or electronic, without the prior written authorization of EVOQ Architecture Inc. All ideas and other information in this document are specific to this project and may not be used elsewhere without the written authorization of EVOQ Architecture Inc.

PROJECT:
LEBRETON - PHASE 4-5

DRAWING TITLE:
PLAN - PARKING LEVEL P1

DESIGN:	NG	APPROVED:	NG
DRAWN:	NG.EF	DATE:	2020-01-13
VERIFIED:	NG	SCALE:	1:200

PROJECT N°: **9360-20** DRAWING N°: **A-095**



CLIENT:
CLARIDGE HOMES
 210 Gladstone Avenue
 OTTAWA, ONTARIO K2P 0Y6
 T: (613) 233-6030 F: (613) 233-8290

ARCHITECTS:
EVOQ
 1435, RUE SAINT-ALEXANDRE, BUREAU 1000
 MONTRÉAL (QUÉBEC) H3A 2G4
 T: 514-393-9400 F: 514-893-9498
 info@evoqarchitecture.com

LANDSCAPE ARCHITECTS:
James B. Lennox and Associates Inc.
 Landscape Architects
 381 Hinton Avenue South,
 Ottawa, Ontario, K1Y 1A8 T: (613) 722-5168

STRUCTURAL ENGINEERS:
GOODEVE STRUCTURAL INC.
 7770 St. Lawrence Blvd. Suite 100
 Ottawa, Ontario K2H 1K7
 Tel: (613) 238-4888

MECHANICAL - ELECTRICAL ENGINEERS: TOPOGRAPHICAL SURVEYOR:
Smith + Andersen **Stantec**
 1800 Carling Ave. Suite 530
 Ottawa, ON K1Z 1G3
 Tel: (613) 230-1186
 smithanderson.com
 1331 Clyde Ave Suite 400
 Ottawa, ON K2C 3G4
 Tel: (613) 722-4420
 stantec.com

CIVIL ENGINEERS: URBAN DESIGN CONSULTANTS:
NOVATECH ENGINEERING CONSULTANTS LTD. **URBAN STRATEGIES INC.**
 ENGINEERS & PLANNERS
 Suite 200, 240 Michael Cowpland Dr.
 Ottawa, Ontario, Canada K2M 0K6
 Telephone: (613) 254-8963
 Facsimile: (613) 254-8987
 Email: novatech@novatech-engineering.com
 197 Spadina Avenue Suite 600
 Toronto, ON, M5T 2C8
 Tel: (416) 340-9004
 urbanstrategies.com

01	SITE PLAN APPROVAL	NG	08-05-2019
----	--------------------	----	------------

REVISION:

THE GENERAL CONTRACTOR :
 1. SHALL BE RESPONSIBLE FOR VERIFYING ALL DIMENSIONS ON SITE TO ENSURE COMPLIANCE WITH THE DIMENSIONS GIVEN ON THE DRAWINGS.
 2. SHALL BE RESPONSIBLE TO IMMEDIATELY SUBMIT A REPORT TO THE ARCHITECT OR ENGINEER OUTLINING ANY INACCURACIES.
 3. SHALL NOT TAKE SCALED MEASUREMENTS OFF THE DRAWINGS.
 4. ANY INDIVIDUAL OR FIRM THAT HAVE RECEIVED ELECTRONIC DOCUMENT SHALL USE THEM AT THEIR OWN RISK. ONLY ORIGINAL DRAWINGS, STAMPED BY THE ARCHITECT, MAY BE USED FOR CONSTRUCTION.

SEAL: © 2018, EVOQ Architecture Inc.
 Intellectual property rights relating to this document belong exclusively to EVOQ Architecture Inc. This document may not be forwarded to others, transmitted, downloaded, reproduced nor adapted in any format, whether print or electronic, without the prior written authorization of EVOQ Architecture Inc. All ideas and other information in this document are specific to this project and may not be used elsewhere without the written authorization of EVOQ Architecture Inc.

PROJECT:
LEBRETON - PHASE 4-5

DRAWING TITLE:
PLAN - GROUND FLOOR

DESIGN:	NG	APPROVED:	NG
DRAWN:	NG.EF.PS	DATE:	2020-01-13
VERIFIED:	NG	SCALE:	1:200

PROJECT #: **9360-20** DRAWING #: **A-101**



01	SITE PLAN APPROVAL	NG	08-05-2019
REVISION:			

- THE GENERAL CONTRACTOR :
- SHALL BE RESPONSIBLE FOR VERIFYING ALL DIMENSIONS ON SITE TO ENSURE COMPLIANCE WITH THE DIMENSIONS GIVEN ON THE DRAWINGS.
 - SHALL BE RESPONSIBLE TO IMMEDIATELY SUBMIT A REPORT TO THE ARCHITECT OR ENGINEER OUTLINING ANY INACCURACIES.
 - SHALL NOT TAKE SCALED MEASUREMENTS OFF THE DRAWINGS.
 - ANY INDIVIDUAL OR FIRM THAT HAVE RECEIVED ELECTRONIC DOCUMENT SHALL USE THEM AT THEIR OWN RISK. ONLY ORIGINAL DRAWINGS, STAMPED BY THE ARCHITECT, MAY BE USED FOR CONSTRUCTION.

SEAL © 2018, EVOQ Architecture inc.
 Intellectual property rights relating to this document being exclusively to EVOQ Architecture inc. This document may not be forwarded to others, transmitted, downloaded, reproduced nor adapted in any format, whether print or electronic, without the prior written authorization of EVOQ Architecture inc. All ideas and other information in this document are specific to this project and may not be used elsewhere without the written authorization of EVOQ Architecture inc.

PROJECT:
LEBRETON - PHASE 4-5

DRAWING TITLE:
PLAN - 2ND FLOOR

DESIGN:	NG	APPROVED:	NG
DRAWN:	NG.EF.PS	DATE:	2020-01-13
VERIFIED:	NG	SCALE:	1:200


PROJECT N°: **9360-20** DRAWING N°: **A-102**



01	SITE PLAN APPROVAL	NG	08-05-2019
REVISION:			

THE GENERAL CONTRACTOR :

- SHALL BE RESPONSIBLE FOR VERIFYING ALL DIMENSIONS ON SITE TO ENSURE COMPLIANCE WITH THE DIMENSIONS GIVEN ON THE DRAWINGS.
- SHALL BE RESPONSIBLE TO IMMEDIATELY SUBMIT A REPORT TO THE ARCHITECT OR ENGINEER OUTLINING ANY INACCURACIES.
- SHALL NOT TAKE SCALED MEASUREMENTS OFF THE DRAWINGS.
- ANY INDIVIDUAL OR FIRM THAT HAVE RECEIVED ELECTRONIC DOCUMENT SHALL USE THEM AT THEIR OWN RISK. ONLY ORIGINAL DRAWINGS, STAMPED BY THE ARCHITECT, MAY BE USED FOR CONSTRUCTION.

SEAL:  © 2018, EVOQ Architecture Inc.
 Intellectual property rights relating to this document belong exclusively to EVOQ Architecture Inc. This document may not be forwarded to others, transmitted, downloaded, reproduced nor adapted in any format, whether print or electronic, without the prior written authorization of EVOQ Architecture Inc. All ideas and other information in this document are specific to this project and may not be used elsewhere without the written authorization of EVOQ Architecture Inc.

PROJECT:
LEBRETON - PHASE 4-5

DRAWING TITLE:
PLAN - 3RD TO 5TH FLOORS

DESIGN:	NG	APPROVED:	NG
DRAWN:	NG.EF.PS	DATE:	2020-01-13
VERIFIED:	NG	SCALE:	1:200
PROJECT N°:	9360-20	DRAWING N°:	A-103




01	SITE PLAN APPROVAL	NG	08-05-2019
----	--------------------	----	------------

REVISION:

THE GENERAL CONTRACTOR :

- SHALL BE RESPONSIBLE FOR VERIFYING ALL DIMENSIONS ON SITE TO ENSURE COMPLIANCE WITH THE DIMENSIONS GIVEN ON THE DRAWINGS.
- SHALL BE RESPONSIBLE TO IMMEDIATELY SUBMIT A REPORT TO THE ARCHITECT OR ENGINEER OUTLINING ANY INACCURACIES.
- SHALL NOT TAKE SCALED MEASUREMENTS OFF THE DRAWINGS.
- ANY INDIVIDUAL OR FIRM THAT HAVE RECEIVED ELECTRONIC DOCUMENT SHALL USE THEM AT THEIR OWN RISK. ONLY ORIGINAL DRAWINGS, STAMPED BY THE ARCHITECT, MAY BE USED FOR CONSTRUCTION.

SEAL © 2018, EVOQ Architecture inc.

 Intellectual property rights relating to this document being exclusively to EVOQ Architecture inc. This document may not be forwarded to others. transmitted, downloaded, reproduced nor adapted in any format, whether print or electronic, without the prior written authorization of EVOQ Architecture inc. All ideas and other information in this document are specific to this project and may not be used elsewhere without the written authorization of EVOQ Architecture inc.

PROJECT:
LEBRETON - PHASE 4-5

DRAWING TITLE:
PLAN - 6TH FLOOR

DESIGN:	NG	APPROVED:	NG
DRAWN:	NG.EF.PS	DATE:	2020-01-13
VERIFIED:	NG	SCALE:	1:200

PROJECT N°: **9360-20** DRAWING N°: **A-106**



01	SITE PLAN APPROVAL	NG	08-05-2019
----	--------------------	----	------------

REVISION:

THE GENERAL CONTRACTOR :

- SHALL BE RESPONSIBLE FOR VERIFYING ALL DIMENSIONS ON SITE TO ENSURE COMPLIANCE WITH THE DIMENSIONS GIVEN ON THE DRAWINGS.
- SHALL BE RESPONSIBLE TO IMMEDIATELY SUBMIT A REPORT TO THE ARCHITECT OR ENGINEER OUTLINING ANY INACCURACIES.
- SHALL NOT TAKE SCALED MEASUREMENTS OFF THE DRAWINGS.
- ANY INDIVIDUAL OR FIRM THAT HAVE RECEIVED ELECTRONIC DOCUMENT SHALL USE THEM AT THEIR OWN RISK. ONLY ORIGINAL DRAWINGS, STAMPED BY THE ARCHITECT, MAY BE USED FOR CONSTRUCTION.

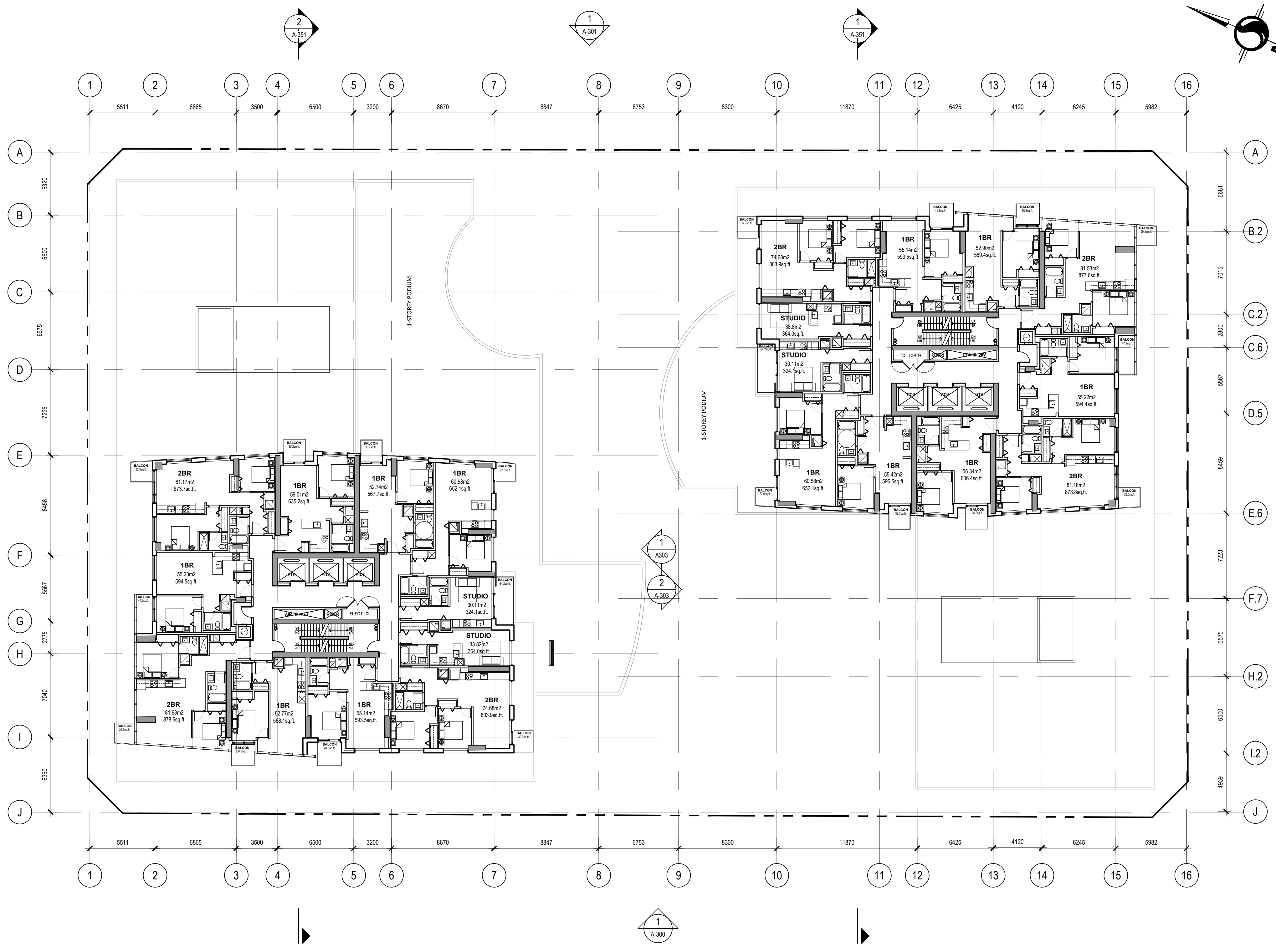
SEAL © 2018, EVOQ Architecture inc.
 Intellectual property rights relating to this document being exclusively to EVOQ Architecture inc. This document may not be forwarded to others, transmitted, downloaded, reproduced nor adapted in any format, whether print or electronic, without the prior written authorization of EVOQ Architecture inc. All ideas and other information in this document are specific to this project and may not be used elsewhere without the written authorization of EVOQ Architecture inc.

PROJECT:
LEBRETON - PHASE 4-5

DRAWING TITLE:
PLAN - 7TH FLOOR

DESIGN:	NG	APPROVED:	NG
DRAWN:	NG.EF.PS	DATE:	2020-01-13
VERIFIED:	NG	SCALE:	1:200

PROJECT N°: **9360-20** DRAWING N°: **A-107**



TOWER C
8th TO 15th FLOOR

TOWER D
8th TO 15th FLOOR

CLIENT:

CLARIDGE HOMES
 210 Gladstone Avenue
 OTTAWA, ONTARIO K2P 0Y6
 T: (613) 233-6030 F: (613) 233-8290

ARCHITECTS:

EVOQ
 1435, RUE SAINT-ALEXANDRE, BUREAU 1000
 MONTRÉAL (QUÉBEC) H3A 2G4
 T: 514-393-9400 F: 514-893-9498
 info@evoqarchitecture.com

LANDSCAPE ARCHITECTS:

James B. Lennox and Associates Inc.
 Landscape Architects
 361 Hinton Avenue South,
 Ottawa, Ontario, K1Y 1A6 T: (613) 722 5168

STRUCTURAL ENGINEERS:

GOODEVE STRUCTURAL INC.
 7770 HWY 7, SUITE 18, CLAYTON, ON, CANADA
 Tel: 905-238-4888

MECHANICAL + ELECTRICAL ENGINEERS: TOPOGRAPHICAL SURVEYOR:

Smith + Andersen **Stantec**

1600 Carling Ave. Suite 530
 Ottawa, ON K1Z 1G3
 Tel: (613) 230-1186
 smithandersen.com

1331 Clyde Ave Suite 400
 Ottawa, ON K2C 3G4
 Tel: (613) 722-4420
 stantec.com

CIVIL ENGINEERS: URBAN DESIGN CONSULTANTS:

NOVATECH ENGINEERING CONSULTANTS LTD.
 ENGINEERS & PLANNERS
 Suite 200, 240 Michael Cowpland Dr.
 Ottawa, Ontario, Canada K2M 0K6
 Telephone: (613) 254-8903
 Facsimile: (613) 254-6867
 Email: novatech@novatechcorp.com

URBAN STRATEGIES INC.
 197 Spadina Avenue Suite 600
 Toronto, ON, M5T 2C8
 Tel: (416) 349-9004
 urbanstrategies.com

01	SITE PLAN APPROVAL	NG	08-05-2019
----	--------------------	----	------------

REVISION:

THE GENERAL CONTRACTOR :

- SHALL BE RESPONSIBLE FOR VERIFYING ALL DIMENSIONS ON SITE TO ENSURE COMPLIANCE WITH THE DIMENSIONS GIVEN ON THE DRAWINGS.
- SHALL BE RESPONSIBLE TO IMMEDIATELY SUBMIT A REPORT TO THE ARCHITECT OR ENGINEER OUTLINING ANY INACCURACIES.
- SHALL NOT TAKE SCALED MEASUREMENTS OFF THE DRAWINGS.
- ANY INDIVIDUAL OR FIRM THAT HAVE RECEIVED ELECTRONIC DOCUMENT SHALL USE THEM AT THEIR OWN RISK. ONLY ORIGINAL DRAWINGS, STAMPED BY THE ARCHITECT, MAY BE USED FOR CONSTRUCTION.

SEAL

© 2018, EVOQ Architecture inc.

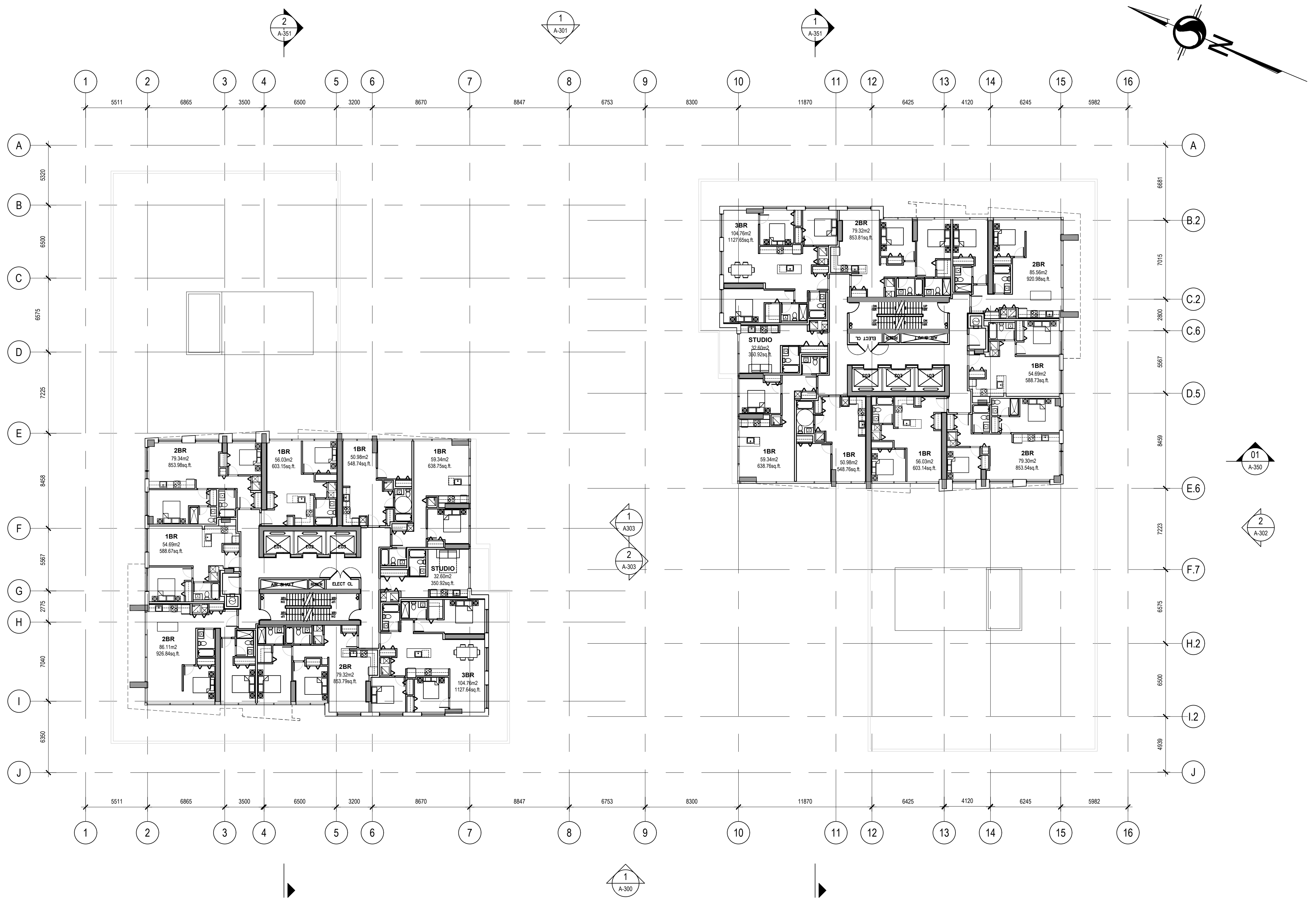
Intellectual property rights relating to this document being exclusively to EVOQ Architecture inc. This document may not be forwarded to others, transmitted, downloaded, reproduced nor adapted in any format, whether print or electronic, without the prior written authorization of EVOQ Architecture inc. All ideas and other information in this document are specific to this project and may not be used elsewhere without the written authorization of EVOQ Architecture inc.

PROJECT:
LEBRETON - PHASE 4-5

DRAWING TITLE:
PLAN - TYPICAL FLOOR 1

DESIGN:	NG	APPROVED:	NG
DRAWN:	NG.EF.PS	DATE:	2020-01-13
VERIFIED:	NG	SCALE:	1:200


PROJECT N°: **9360-20** DRAWING N°: **A-108**



NO.	REVISION	DATE
01	SITE PLAN APPROVAL	08-05-2019

THE GENERAL CONTRACTOR :

- SHALL BE RESPONSIBLE FOR VERIFYING ALL DIMENSIONS ON SITE TO ENSURE COMPLIANCE WITH THE DIMENSIONS GIVEN ON THE DRAWINGS.
- SHALL BE RESPONSIBLE TO IMMEDIATELY SUBMIT A REPORT TO THE ARCHITECT OR ENGINEER OUTLINING ANY INACCURACIES.
- SHALL NOT TAKE SCALED MEASUREMENTS OFF THE DRAWINGS.
- ANY INDIVIDUAL OR FIRM THAT HAVE RECEIVED ELECTRONIC DOCUMENT SHALL USE THEM AT THEIR OWN RISK. ONLY ORIGINAL DRAWINGS, STAMPED BY THE ARCHITECT, MAY BE USED FOR CONSTRUCTION.

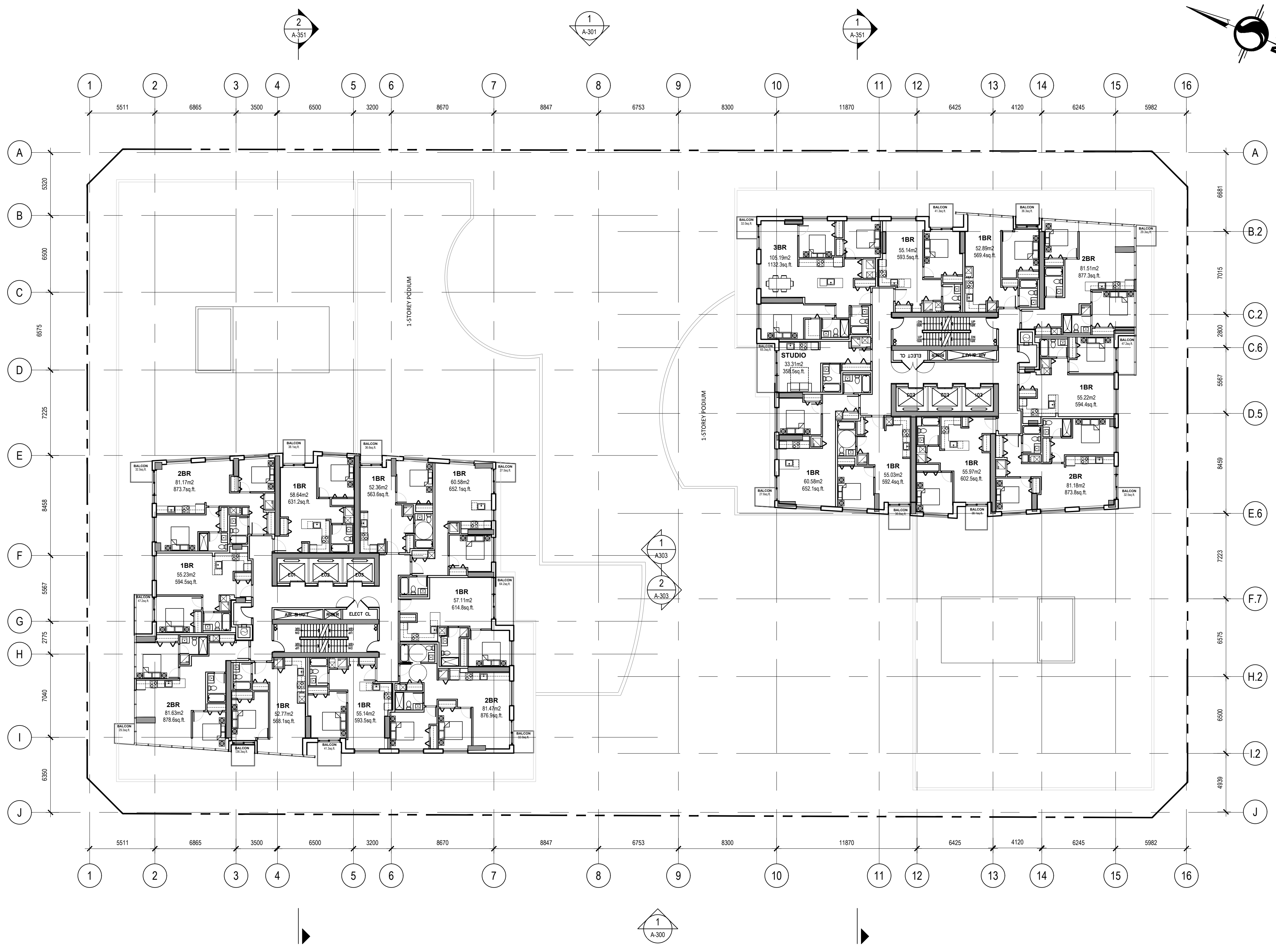
SEAL © 2018, EVOQ Architecture Inc.

 Intellectual property rights relating to this document being exclusively to EVOQ Architecture Inc. This document may not be forwarded to others, transmitted, downloaded, reproduced nor adapted in any format, whether print or electronic, without the prior written authorization of EVOQ Architecture Inc. All ideas and other information in this document are specific to this project and may not be used elsewhere without the written authorization of EVOQ Architecture Inc.

PROJECT:
LEBRETON - PHASE 4-5

DRAWING TITLE:
PLAN - 16TH FLOOR

DESIGN:	NG	APPROVED:	NG
DRAWN:	NG.EF.PS	DATE:	2020-01-13
VERIFIED:	NG	SCALE:	1:200

PROJECT N°: **9360-20** DRAWING N°: **A-116**



TOWER C
17th TO 25th FLOOR

TOWER D
17th TO 30th FLOOR

CLIENT:

CLARIDGE HOMES
210 Gladstone Avenue
OTTAWA, ONTARIO K2P 0Y6
T: (613) 233-6030 F: (613) 233-8290

ARCHITECTS:

EVOQ
1435, RUE SAINT-ALEXANDRE, BUREAU 1000
MONTREAL (QUÉBEC) H3A 2G4
T: 514-393-9400 F: 514-893-9498
info@evoqarchitecture.com

LANDSCAPE ARCHITECTS:

James B. Lennox and Associates Inc.
Landscape Architects
381 Hinton Avenue South,
Ottawa, Ontario, K1Y 1A8 T: (613) 722-5168

STRUCTURAL ENGINEERS:

GOODEVE STRUCTURAL INC.
7770-16th Ave. N. Suite 100
Edmonton, Alberta T6E 4E7
Tel: 780-443-8888

MECHANICAL + ELECTRICAL ENGINEERS: TOPOGRAPHICAL SURVEYOR:

Smith + Andersen **Stantec**

1600 Carling Ave. Suite 530
Ottawa, ON K1Z 1G3
Tel: (613) 230-1186
smithandersen.com

1331 Clyde Ave Suite 400
Ottawa, ON K2C 3G4
Tel: (613) 722-4420
stantec.com

CIVIL ENGINEERS: URBAN DESIGN CONSULTANTS:

NOVATECH ENGINEERING CONSULTANTS LTD.
ENGINEERS & PLANNERS
Suite 200, 240 Michael Cowpland Dr.
Ottawa, Ontario, Canada K2M 0M6
Telephone: (613) 254-6963
Facsimile: (613) 254-6967
Email: novatech@novatechcorp.com

URBAN STRATEGIES INC.
197 Spadina Avenue Suite 600
Toronto, ON, M5T 2C8
Tel: (416) 340-9004
urbanstrategies.com

01	SITE PLAN APPROVAL	NG	08-05-2019
REVISION:			

THE GENERAL CONTRACTOR :

- SHALL BE RESPONSIBLE FOR VERIFYING ALL DIMENSIONS ON SITE TO ENSURE COMPLIANCE WITH THE DIMENSIONS GIVEN ON THE DRAWINGS.
- SHALL BE RESPONSIBLE TO IMMEDIATELY SUBMIT A REPORT TO THE ARCHITECT OR ENGINEER OUTLINING ANY INACCURACIES.
- SHALL NOT TAKE SCALED MEASUREMENTS OFF THE DRAWINGS.
- ANY INDIVIDUAL OR FIRM THAT HAVE RECEIVED ELECTRONIC DOCUMENT SHALL USE THEM AT THEIR OWN RISK. ONLY ORIGINAL DRAWINGS, STAMPED BY THE ARCHITECT, MAY BE USED FOR CONSTRUCTION.

SEAL

© 2018, EVOQ Architecture inc.

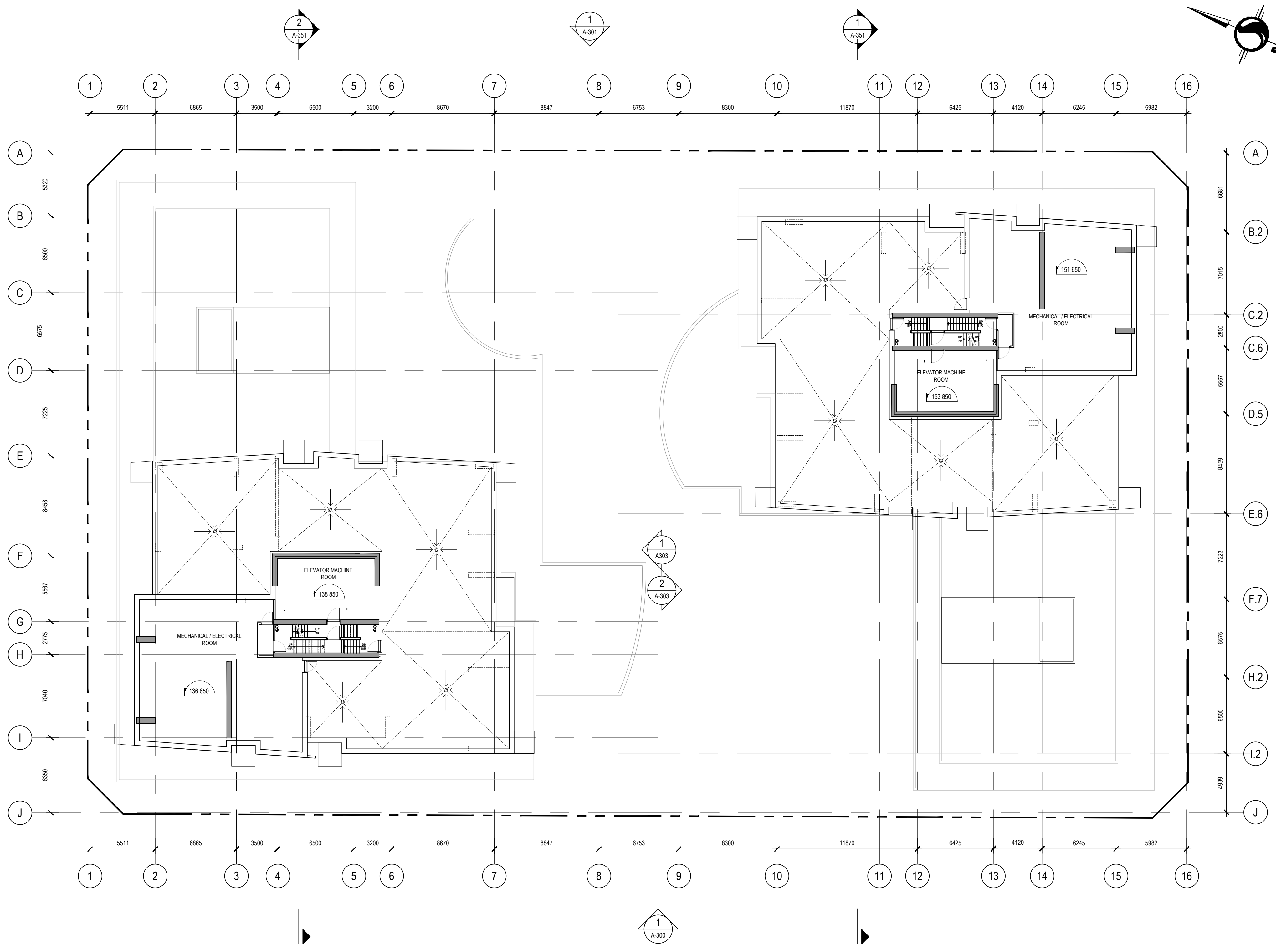
Intellectual property rights relating to this document being exclusively to EVOQ Architecture inc. This document may not be forwarded to others, transmitted, downloaded, reproduced nor adapted in any format, whether print or electronic, without the prior written authorization of EVOQ Architecture inc. All ideas and other information in this document are specific to this project and may not be used elsewhere without the written authorization of EVOQ Architecture inc.

PROJECT:
LEBRETON - PHASE 4-5

DRAWING TITLE:
PLAN - TYPICAL FLOOR 2

DESIGN:	NG	APPROVED:	NG
DRAWN:	NG.EF.PS	DATE:	2020-01-13
VERIFIED:	NG	SCALE:	1:200

PROJECT N°: **9360-20** DRAWING N°: **A-117**



CLIENT:

CLARIDGE HOMES
 210 Gladstone Avenue
 OTTAWA, ONTARIO K2P 0Y6
 T: (613) 233-6030 F: (613) 233-8290

ARCHITECTS:

EVOQ
 1435, RUE SAINT-ALEXANDRE, BUREAU 1000
 MONTRÉAL (QUÉBEC) H3A 2G4
 T: 514-393-9400 F: 514-893-9498
 info@evoqarchitecture.com

LANDSCAPE ARCHITECTS:

James B. Lennox and Associates Inc.
 Landscape Architects
 361 Hinton Avenue South,
 Ottawa, Ontario, K1Y 1A8 T: (613) 722 5168

STRUCTURAL ENGINEERS:

GOODEVE STRUCTURAL INC.
 77 Chapel Hill, Ottawa, Ontario K1N 9R7
 Tel: (613) 238-4888

MECHANICAL + ELECTRICAL ENGINEERS: TOPOGRAPHICAL SURVEYOR:

Smith + Andersen **Stantec**

1600 Carling Ave. Suite 530
 Ottawa, ON K1Z 1G3
 Tel: (613) 230-1186
 smithandersen.com

1331 Clyde Ave Suite 400
 Ottawa, ON K2C 3G4
 Tel: (613) 722-4420
 stantec.com

CIVIL ENGINEERS: URBAN DESIGN CONSULTANTS:

NOVATECH ENGINEERING CONSULTANTS LTD.
 ENGINEERS & PLANNERS
 Suite 200, 240 Michael Cowpland Dr.
 Ottawa, Ontario, Canada K2M 0H6
 Telephone: (613) 254-6963
 Facsimile: (613) 254-6967
 Email: novatech@novatech-eng.com

URBAN STRATEGIES INC.
 197 Spadina Avenue Suite 600
 Toronto, ON, M5T 2C8
 Tel: (416) 340-9004
 urbanstrategies.com

01	SITE PLAN APPROVAL	NG	08-05-2019
----	--------------------	----	------------

REVISION:

THE GENERAL CONTRACTOR :

- SHALL BE RESPONSIBLE FOR VERIFYING ALL DIMENSIONS ON SITE TO ENSURE COMPLIANCE WITH THE DIMENSIONS GIVEN ON THE DRAWINGS.
- SHALL BE RESPONSIBLE TO IMMEDIATELY SUBMIT A REPORT TO THE ARCHITECT OR ENGINEER OUTLINING ANY INACCURACIES.
- SHALL NOT TAKE SCALED MEASUREMENTS OFF THE DRAWINGS.
- ANY INDIVIDUAL OR FIRM THAT HAVE RECEIVED ELECTRONIC DOCUMENT SHALL USE THEM AT THEIR OWN RISK. ONLY ORIGINAL DRAWINGS, STAMPED BY THE ARCHITECT, MAY BE USED FOR CONSTRUCTION.

SEAL

© 2018, EVOQ Architecture inc.

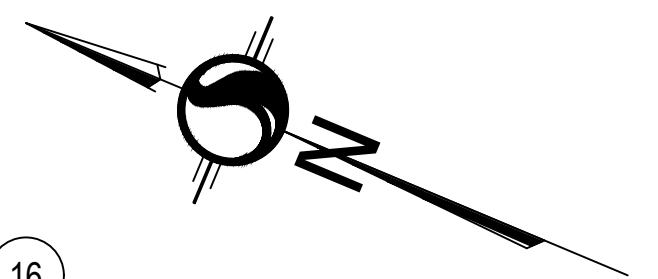
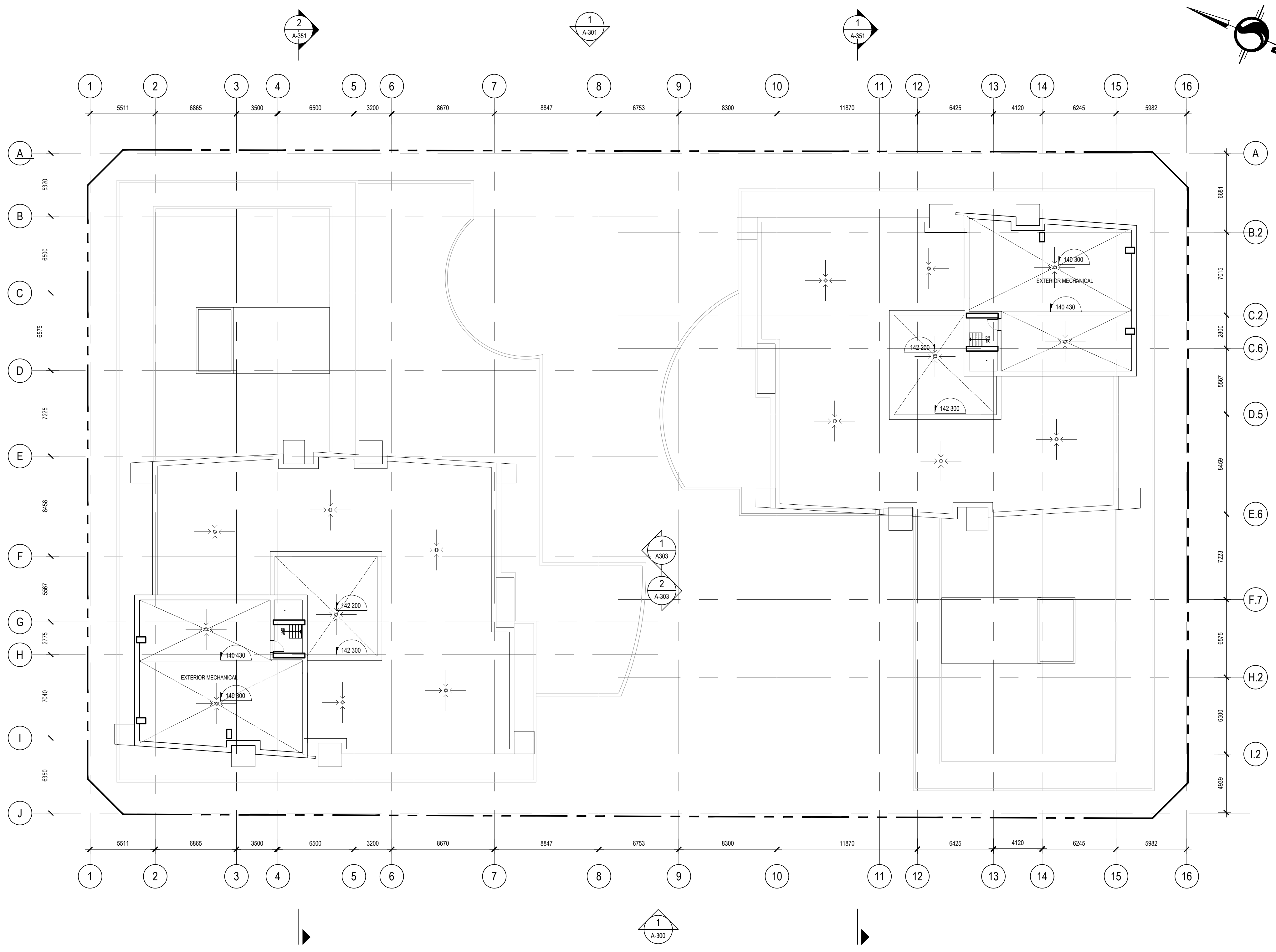
Intellectual property rights relating to this document being exclusively to EVOQ Architecture inc. This document may not be forwarded to others, transmitted, downloaded, reproduced nor adapted in any format, whether print or electronic, without the prior written authorization of EVOQ Architecture inc. All ideas and other information in this document are specific to this project and may not be used elsewhere without the written authorization of EVOQ Architecture inc.

PROJECT:
LEBRETON - PHASE 4-5

DRAWING TITLE:
PLAN - MECH1


DESIGN:	NG	APPROVED:	NG
DRAWN:	NG.EF.PS	DATE:	2020-01-13
VERIFIED:	NG	SCALE:	1:200

PROJECT Nº: **9360-20** DRAWING Nº: **A-MECH1**



01	SITE PLAN APPROVAL	NG	08-05-2019
----	--------------------	----	------------

THE GENERAL CONTRACTOR :
 1. SHALL BE RESPONSIBLE FOR VERIFYING ALL DIMENSIONS ON SITE TO ENSURE COMPLIANCE WITH THE DIMENSIONS GIVEN ON THE DRAWINGS.
 2. SHALL BE RESPONSIBLE TO IMMEDIATELY SUBMIT A REPORT TO THE ARCHITECT OR ENGINEER OUTLINING ANY INACCURACIES.
 3. SHALL NOT TAKE SCALED MEASUREMENTS OFF THE DRAWINGS.
 4. ANY INDIVIDUAL OR FIRM THAT HAVE RECEIVED ELECTRONIC DOCUMENT SHALL USE THEM AT THEIR OWN RISK. ONLY ORIGINAL DRAWINGS, STAMPED BY THE ARCHITECT, MAY BE USED FOR CONSTRUCTION.

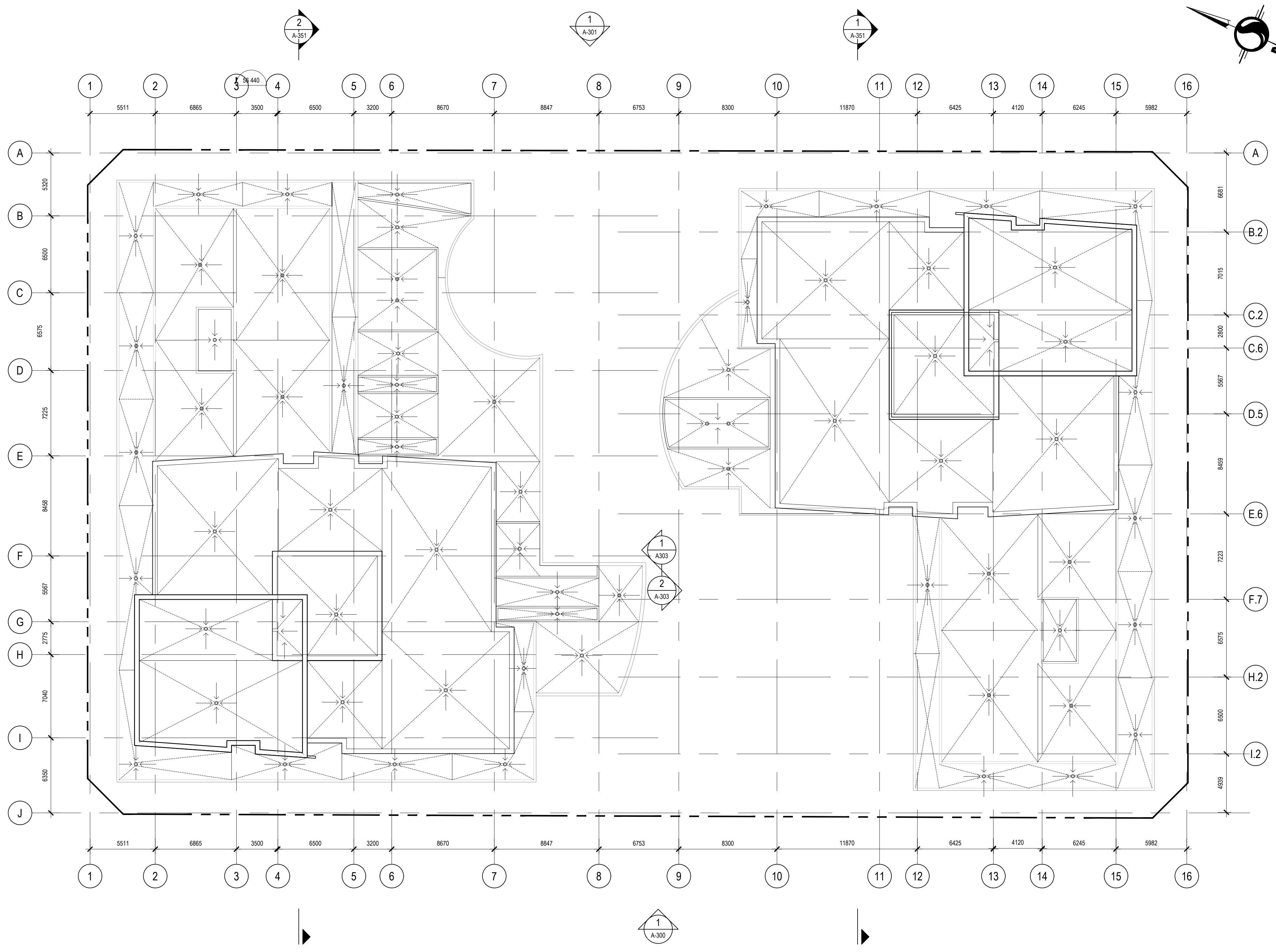
SEAL © 2018, EVOQ Architecture inc.

 Intellectual property rights relating to this document belong exclusively to EVOQ Architecture inc. This document may not be forwarded to others, transmitted, downloaded, reproduced nor adapted in any format, whether print or electronic, without the prior written authorization of EVOQ Architecture inc. All ideas and other information in this document are specific to this project and may not be used elsewhere without the written authorization of EVOQ Architecture inc.

PROJECT:
LEBRETON - PHASE 4-5

DRAWING TITLE:
PLAN - MECH2

DESIGN:	NG	APPROVED:	NG
DRAWN:	NG.EF.PS	DATE:	2020-01-13
VERIFIED:	NG	SCALE:	1:200


PROJECT Nº: **9360-20** DRAWING Nº: **A-MECH2**



NO.	REVISION	DATE
01	SITE PLAN APPROVAL	08-05-2019

THE GENERAL CONTRACTOR :

- SHALL BE RESPONSIBLE FOR VERIFYING ALL DIMENSIONS ON SITE TO ENSURE COMPLIANCE WITH THE DIMENSIONS GIVEN ON THE DRAWINGS.
- SHALL BE RESPONSIBLE TO IMMEDIATELY SUBMIT A REPORT TO THE ARCHITECT OR ENGINEER OUTLINING ANY INACCURACIES.
- SHALL NOT TAKE SCALED MEASUREMENTS OFF THE DRAWINGS.
- ANY INDIVIDUAL OR FIRM THAT HAVE RECEIVED ELECTRONIC DOCUMENT SHALL USE THEM AT THEIR OWN RISK. ONLY ORIGINAL DRAWINGS, STAMPED BY THE ARCHITECT, MAY BE USED FOR CONSTRUCTION.

SEAL © 2018, EVOQ Architecture inc.

 Intellectual property rights relating to this document belong exclusively to EVOQ Architecture inc. This document may not be forwarded to others, transmitted, downloaded, reproduced nor adapted in any format, whether print or electronic, without the prior written authorization of EVOQ Architecture inc. All ideas and other information in this document are specific to this project and may not be used elsewhere without the written authorization of EVOQ Architecture inc.

PROJECT:
LEBRETON - PHASE 4-5

DRAWING TITLE:
PLAN - ROOF

DESIGN:	NG	APPROVED:	NG
DRAWN:	NG.EF.PS	DATE:	2020-01-13
VERIFIED:	NG	SCALE:	1:200

PROJECT N°: **9360-20** DRAWING N°: **A-ROOF**

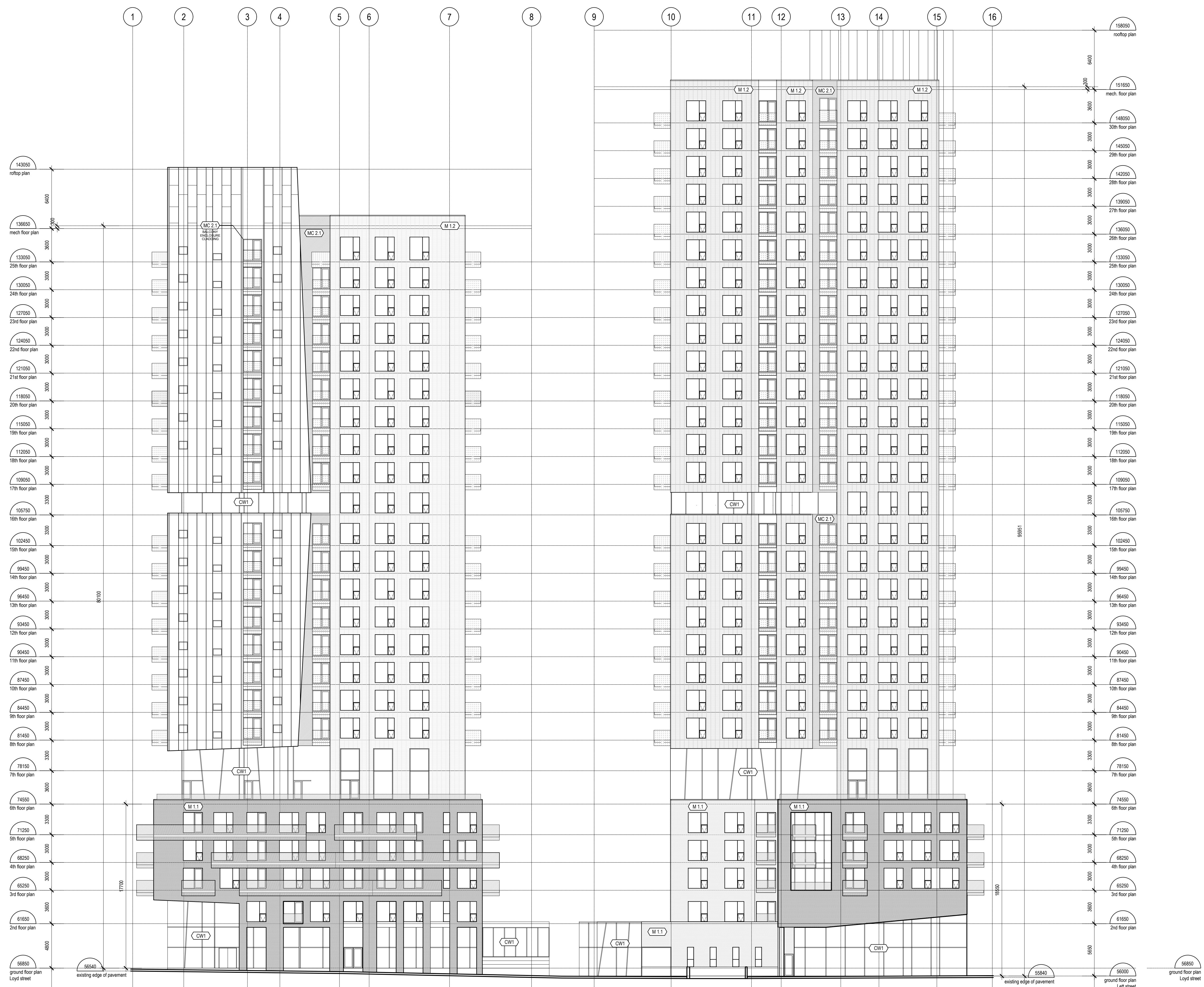
LEGEND - MATERIALS

- M 1.1 BRICK CLADDING, TYPE 1
- M 1.2 BRICK CLADDING, TYPE 2
- MC 2.1 METALLIC CLADDING, TYPE 1
- MC 2.2 METALLIC CLADDING, TYPE 2
- HR 3.1 ALUMINUM HANDRAIL SYSTEM - CLEAR TEMPERED GLASS PANEL
- HR 3.2 ALUMINUM HANDRAIL SYSTEM - PERFORATED ALUMINUM PANEL
- CW1 CURTAIN WALL SYSTEM - CONVENTIONAL
- CW2 STRUCTURAL SILICONE JOINT CURTAIN WALL GLAZING SYSTEM
- WW WINDOW WALL

SSA STRUCTURAL SHELF ANGLE
 LL LOOSE LINTEL
 CJ CONTROL JOINT

GENERAL NOTES

- ALL GLASS TO CONFORM TO CAN/CSSB-12.20-M89
- WINDOWS IN PUBLIC AREA TO CONFORM TO OSC 2012 3.3.1.187 (6)
- USE TEMPERED GLASS WHERE REQUIRED TO MEET MINIMUM STRENGTH REQUIREMENTS



1 LLOYD STREET ELEVATIONS
 A-300 1:200

CLIENT:

CLARIDGE HOMES

210 Gladstone Avenue
 OTTAWA, ONTARIO K2P 0Y6
 T: (613) 233-6000 F: (613) 233-8290

ARCHITECTS:

EVOOQ

1435, RUE SAINT-ALEXANDRE, BUREAU 1000
 MONTRÉAL (QUÉBEC) H3A 2G4
 T: 514-393-9490 F: 514-393-9498
 info@evoqarchitecture.com

LANDSCAPE ARCHITECTS:

James B. Lennox and Associates Inc.
 Landscape Architects

361 Hinton Avenue South,
 Ottawa, Ontario, K1Y 1A6 T: (613) 722 5168

STRUCTURAL ENGINEERS:

GOODEVE STRUCTURAL INC.

17 Appleton St., Suite 10, Ottawa, ON K1R 1Z7
 Tel: (613) 228-8819 www.goodeve.com

MECHANICAL + ELECTRICAL ENGINEERS: TOPOGRAPHICAL SURVEYOR:

Smith + Andersen **Stantec**

1600 Carling Ave. Suite 530
 Ottawa, ON K1Z 1G3
 Tel: (613) 230-1186
 smithandersen.com

1331 Clyde Ave Suite 400
 Ottawa, ON K2C 3G4
 Tel: (613) 722-4420
 stantec.com

CIVIL ENGINEERS: URBAN DESIGN CONSULTANTS:

NOVATECH ENGINEERING CONSULTANTS LTD.
 ENGINEERS & PLANNERS

Suite 200, 260 Michael Cowpland Dr.
 Ottawa, Ontario, Canada K2M 1P6
 Telephone: (613) 264-9980
 Facsimile: (613) 264-9987
 Email: novatech@novatech-entg.com

URBAN STRATEGIES INC.

197 Spadina Avenue Suite 600
 Toronto, ON M5T 2C9
 Tel: (416) 343-9004
 urbanstrategies.com

01	SITE PLAN APPROVAL	NG	08-05-2019
----	--------------------	----	------------

REVISION:

- THE GENERAL CONTRACTOR :
- SHALL BE RESPONSIBLE FOR VERIFYING ALL DIMENSIONS ON SITE TO ENSURE COMPLIANCE WITH THE DIMENSIONS GIVEN ON THE DRAWINGS.
 - SHALL BE RESPONSIBLE TO IMMEDIATELY SUBMIT A REPORT TO THE ARCHITECT OR ENGINEER OUTLINING ANY INACCURACIES.
 - SHALL NOT TAKE SCALED MEASUREMENTS OFF THE DRAWINGS.
 - ANY INDIVIDUAL OR FIRM THAT HAVE RECEIVED ELECTRONIC DOCUMENT SHALL USE THEM AT THEIR OWN RISK. ONLY ORIGINAL DRAWINGS, STAMPED BY THE ARCHITECT, MAY BE USED FOR CONSTRUCTION.

SEAL

© 2018, EVOOQ Architecture inc.

Intellectual property rights relating to this document belong exclusively to EVOOQ Architecture inc. This document may not be forwarded to others, transmitted, downloaded, reproduced nor adapted in any format, whether print or electronic, without the prior written authorization of EVOOQ Architecture inc. All ideas and other information in this document are specific to this project and may not be used elsewhere without the written authorization of EVOOQ Architecture inc.

PROJECT:
LEBRETON - PHASE 4-5

DRAWING TITLE:
LLOYD STREET ELEVATIONS










DESIGN: NG APPROVED: NG

DRAWN: NG,EF,PS DATE: 2020-01-13

VERIFIED: NG SCALE: 1:200

PROJECT N°: **9360-20** DRAWING N°: **A-300**

LEGEND - MATERIALS

-  M 1.1 BRICK CLADDING, TYPE 1
 -  M 1.2 BRICK CLADDING, TYPE 2
 -  MC 2.1 METALLIC CLADDING, TYPE 1
 -  MC 2.2 METALLIC CLADDING, TYPE 2
 -  HR 3.1 ALUMINUM HANDRAIL SYSTEM - CLEAR TEMPERED GLASS PANEL
 -  HR 3.2 ALUMINUM HANDRAIL SYSTEM - PERFORATED ALUMINUM PANEL
 -  CW 1 CURTAIN WALL SYSTEM - CONVENTIONAL
 -  CW 2 STRUCTURAL SILICONE JOINT CURTAIN WALL CLADDING SYSTEM
 -  WW WINDOW-WALL
- S.S.A. STRUCTURAL SHELF ANGLE
 L.L. LOOSE LINTEL
 C.J. CONTROL JOINT

GENERAL NOTES

1. ALL GLASS TO CONFORM TO CANCGSB-12-20-189
2. WINDOWS IN PUBLIC AREA TO CONFORM TO OBC 2012 3.3.1.187 (6)
3. USE TEMPERED GLASS WHERE REQUIRED TO MEET MINIMUM STRENGTH REQUIREMENTS



1 LETT STREET ELEVATIONS
 A-301 1:200

CLIENT:



210 Gladstone Avenue
 OTTAWA, ONTARIO K2P 0Y6
 T: (613) 233-6000 F: (613) 233-8290

ARCHITECTS:



1435, RUE SAINT-ALEXANDRE, BUREAU 1000
 MONTRÉAL (QUÉBEC) H3A 2G4
 T: 514-993-9490 F: 514-993-9498
 info@evooarchitecture.com

LANDSCAPE ARCHITECTS:

James B. Lennox and Associates Inc.
 Landscape Architects


361 Hinton Avenue South,
 Ottawa, Ontario, K1Y 1A5 T: (613) 722-5168

STRUCTURAL ENGINEERS:



17 Appleton St., Suite 10, Ottawa, ON K2P 1Z7
 Tel: 613 238-6979 www.goodeve.com

MECHANICAL + ELECTRICAL ENGINEERS: TOPOGRAPHICAL SURVEYOR:

Smith + Andersen 

1600 Carling Ave. Suite 530
 Ottawa, ON K1Z 1G3
 Tel: (613) 230-1186
 smithandersen.com

1331 Clyde Ave. Suite 400
 Ottawa, ON K2C 3G4
 Tel: (613) 722-4420
 stantec.com

CIVIL ENGINEERS: URBAN DESIGN CONSULTANTS:

NOVATECH ENGINEERING CONSULTANTS LTD.
 ENGINEERS & PLANNERS

Suite 200, 260 Michael Cowpland Dr.
 Ottawa, Ontario, Canada K2M 5P6
 Telephone: (613) 264-9980
 Facsimile: (613) 264-9987
 Email: novatech@novatech-eng.com

URBAN STRATEGIES INC.


197 Spadina Avenue Suite 600
 Toronto, ON, M5T 2C9
 Tel: (416) 343-9004
 urbanstrategies.com

01	SITE PLAN APPROVAL	NG	08-05-2019
----	--------------------	----	------------

REVISION:

- THE GENERAL CONTRACTOR :**
1. SHALL BE RESPONSIBLE FOR VERIFYING ALL DIMENSIONS ON SITE TO ENSURE COMPLIANCE WITH THE DIMENSIONS GIVEN ON THE DRAWINGS.
 2. SHALL BE RESPONSIBLE TO IMMEDIATELY SUBMIT A REPORT TO THE ARCHITECT OR ENGINEER OUTLINING ANY INACCURACIES.
 3. SHALL NOT TAKE SCALED MEASUREMENTS OFF THE DRAWINGS.
 4. ANY INDIVIDUAL OR FIRM THAT HAVE RECEIVED ELECTRONIC DOCUMENT SHALL USE THEM AT THEIR OWN RISK. ONLY ORIGINAL DRAWINGS, STAMPED BY THE ARCHITECT, MAY BE USED FOR CONSTRUCTION.

SEAL



© 2018, EVOO Architecture inc.

Intellectual property rights relating to this document belong exclusively to EVOO Architecture inc. This document may not be forwarded to others, transmitted, downloaded, reproduced nor adapted in any format, whether print or electronic, without the prior written authorization of EVOO Architecture inc. All ideas and other information in this document are specific to this project and may not be used elsewhere without the written authorization of EVOO Architecture inc.

PROJECT:
LEBRETON - PHASE 4-5


DRAWING TITLE:
LETT STREET ELEVATIONS

DESIGN: NG APPROVED: NG

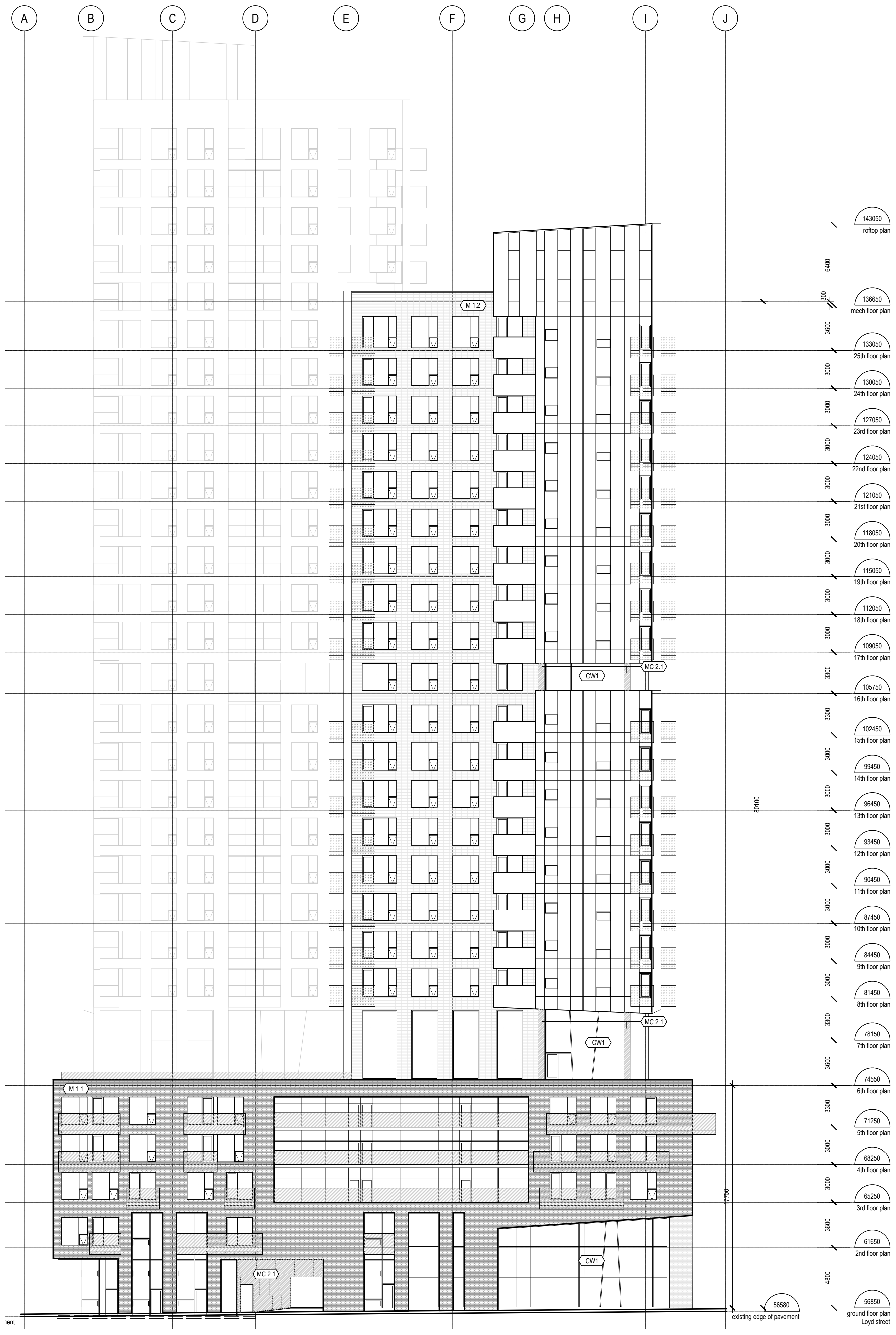
DRAWN: NG,EF,PS DATE: 2020-01-13

VERIFIED: NG SCALE: 1:200

PROJECT N°: **9360-20** DRAWING N°: **A-301**



2 LETT STREET ELEVATION
A-302 1:200



1 FLEET STREET ELEVATION
A-302 1:200

01	SITE PLAN APPROVAL	NG	08-05-2019
----	--------------------	----	------------

- THE GENERAL CONTRACTOR:
- SHALL BE RESPONSIBLE FOR VERIFYING ALL DIMENSIONS ON SITE TO ENSURE COMPLIANCE WITH THE DIMENSIONS GIVEN ON THE DRAWINGS.
 - SHALL BE RESPONSIBLE TO IMMEDIATELY SUBMIT A REPORT TO THE ARCHITECT OR ENGINEER OUTLINING ANY INACCURACIES.
 - SHALL NOT TAKE SCALED MEASUREMENTS OFF THE DRAWINGS.
 - ANY INDIVIDUAL OR FIRM THAT HAVE RECEIVED ELECTRONIC DOCUMENT SHALL USE THEM AT THEIR OWN RISK. ONLY ORIGINAL DRAWINGS, STAMPED BY THE ARCHITECT, MAY BE USED FOR CONSTRUCTION.

SEAL


 © 2018, EVOQ Architecture Inc.
 Intellectual property rights relating to this document belong exclusively to EVOQ Architecture Inc. This document may not be forwarded to others, transmitted, downloaded, reproduced nor adapted in any format, whether print or electronic, without the prior written authorization of EVOQ Architecture Inc. All ideas and other information in this document are specific to this project and may not be used elsewhere without the written authorization of EVOQ Architecture Inc.

PROJECT:
LEBRETON - PHASE 4-5


DRAWING TITLE:
FLEET AND LETT STREETS ELEVATIONS

DESIGN:	NG	APPROVED:	NG
DRAWN:	NG.EF.PS	DATE:	2020-01-13
VERIFIED:	NG	SCALE:	1:200

PROJECT N°: **9360-20** DRAWING N°: **A-302**



2 GARDEN ELEVATION
A-303 1:200



1 GARDEN ELEVATION
A-303 1:200

LEGEND - MATERIALS

- M.1.1 BRICK CLADDING, TYPE 1
- M.1.2 BRICK CLADDING, TYPE 2
- MC.2.1 METALLIC CLADDING, TYPE 1
- MC.2.2 METALLIC CLADDING, TYPE 2
- HR.3.1 ALUMINUM HANDRAIL SYSTEM - CLEAR TEMPERED GLASS PANEL
- HR.3.2 ALUMINUM HANDRAIL SYSTEM - PERFORATED ALUMINUM PANEL
- CW.1 CURTAIN WALL SYSTEM - CONVENTIONAL
- CW.2 STRUCTURAL SILICONE JOINT CURTAIN WALL GLAZING SYSTEM
- WW WINDOW WALL
- SSA STRUCTURAL SHELF ANGLE
- LL LOOSE LINTEL
- C.J. CONTROL JOINT

GENERAL NOTES

- ALL GLASS TO CONFORM TO CAN/CSG-12.20-MB9
- WINDOWS IN PUBLIC AREA TO CONFORM TO CGC-2012.3.3.1(17)(6)
- USE TEMPERED GLASS WHERE REQUIRED TO MEET MINIMUM STRENGTH REQUIREMENTS

CLIENT:

CLARIDGE HOMES

210 Gladstone Avenue
OTTAWA, ONTARIO K2P 0Y6
T: (613) 233-6000 F: (613) 233-8290

ARCHITECTS:

EVOQ

1435, RUE SAINT-ALEXANDRE, BUREAU 1000
MONTREAL (QUEBEC) H3A 2G4
T: 514-393-9490 F: 514-393-9498
info@evoqarchitecture.com

LANDSCAPE ARCHITECTS:

James B. Lennox and Associates Inc.
Landscape Architects

361 Hinton Avenue South,
Ottawa, Ontario, K1Y 1A5 T: (613) 722-5168

STRUCTURAL ENGINEERS:

GOODEVE STRUCTURAL INC.

17 Gage St., 1st Fl., Ottawa, ON K2P 1Z7
Tel: 613-262-6600

MECHANICAL - ELECTRICAL ENGINEERS: TOPOGRAPHICAL SURVEYOR:

Smith + Andersen **Stantec**

1600 Carling Ave. Suite 530
Ottawa, ON K1Z 1G3
Tel: (613) 230-1196
smithandersen.com

1331 Clyde Ave Suite 400
Ottawa, ON K2C 3G4
Tel: (613) 722-4420
stantec.com

CIVIL ENGINEERS: URBAN DESIGN CONSULTANTS:

NOVATECH ENGINEERING CONSULTANTS LTD.
ENGINEERS & PLANNERS

Suite 200, 260 Mitchell Courtland Dr.
Ottawa, Ontario, Canada K2M 1P6
Telephone: (613) 265-6660
Facsimile: (613) 264-9987
Email: novatech@novatech-eng.com

URBAN STRATEGIES INC.

197 Spadina Avenue Suite 600
Toronto, ON M5T 2C9
Tel: (416) 340-9004
urbanstrategies.com

01	SITE PLAN APPROVAL	NG	08-05-2019
----	--------------------	----	------------

REVISION:

- THE GENERAL CONTRACTOR :**
- SHALL BE RESPONSIBLE FOR VERIFYING ALL DIMENSIONS ON SITE TO ENSURE COMPLIANCE WITH THE DIMENSIONS GIVEN ON THE DRAWINGS.
 - SHALL BE RESPONSIBLE TO IMMEDIATELY SUBMIT A REPORT TO THE ARCHITECT OR ENGINEER OUTLINING ANY INACCURACIES.
 - SHALL NOT TAKE SCALED MEASUREMENTS OFF THE DRAWINGS.
 - ANY INDIVIDUAL OR FIRM THAT HAVE RECEIVED ELECTRONIC DOCUMENT SHALL USE THEM AT THEIR OWN RISK. ONLY ORIGINAL DRAWINGS, STAMPED BY THE ARCHITECT, MAY BE USED FOR CONSTRUCTION.

SEAL

© 2018, EVOQ Architecture inc.

Intellectual property rights relating to this document belong exclusively to EVOQ Architecture inc. This document may not be forwarded to others, transmitted, downloaded, reproduced nor adapted in any format, whether print or electronic, without the prior written authorization of EVOQ Architecture inc. All ideas and other information in this document are specific to this project and may not be used elsewhere without the written authorization of EVOQ Architecture inc.

PROJECT:
LEBRETON - PHASE 4-5

DRAWING TITLE:
GARDEN ELEVATIONS

DESIGN: NG APPROVED: NG

DRAWN: NG,EF,PS DATE: 2020-01-13

VERIFIED: NG SCALE: 1:200

PROJECT N°: **9360-20** DRAWING N°: **A-303**

01	SITE PLAN APPROVAL	NG	08-05-2019
----	--------------------	----	------------

REVISION:

THE GENERAL CONTRACTOR :

- SHALL BE RESPONSIBLE FOR VERIFYING ALL DIMENSIONS ON SITE TO ENSURE COMPLIANCE WITH THE DIMENSIONS GIVEN ON THE DRAWINGS.
- SHALL BE RESPONSIBLE TO IMMEDIATELY SUBMIT A REPORT TO THE ARCHITECT OR ENGINEER OUTLINING ANY INACCURACIES.
- SHALL NOT TAKE SCALED MEASUREMENTS OFF THE DRAWINGS.
- ANY INDIVIDUAL OR FIRM THAT HAVE RECEIVED ELECTRONIC DOCUMENT SHALL USE THEM AT THEIR OWN RISK. ONLY ORIGINAL DRAWINGS, STAMPED BY THE ARCHITECT, MAY BE USED FOR CONSTRUCTION.

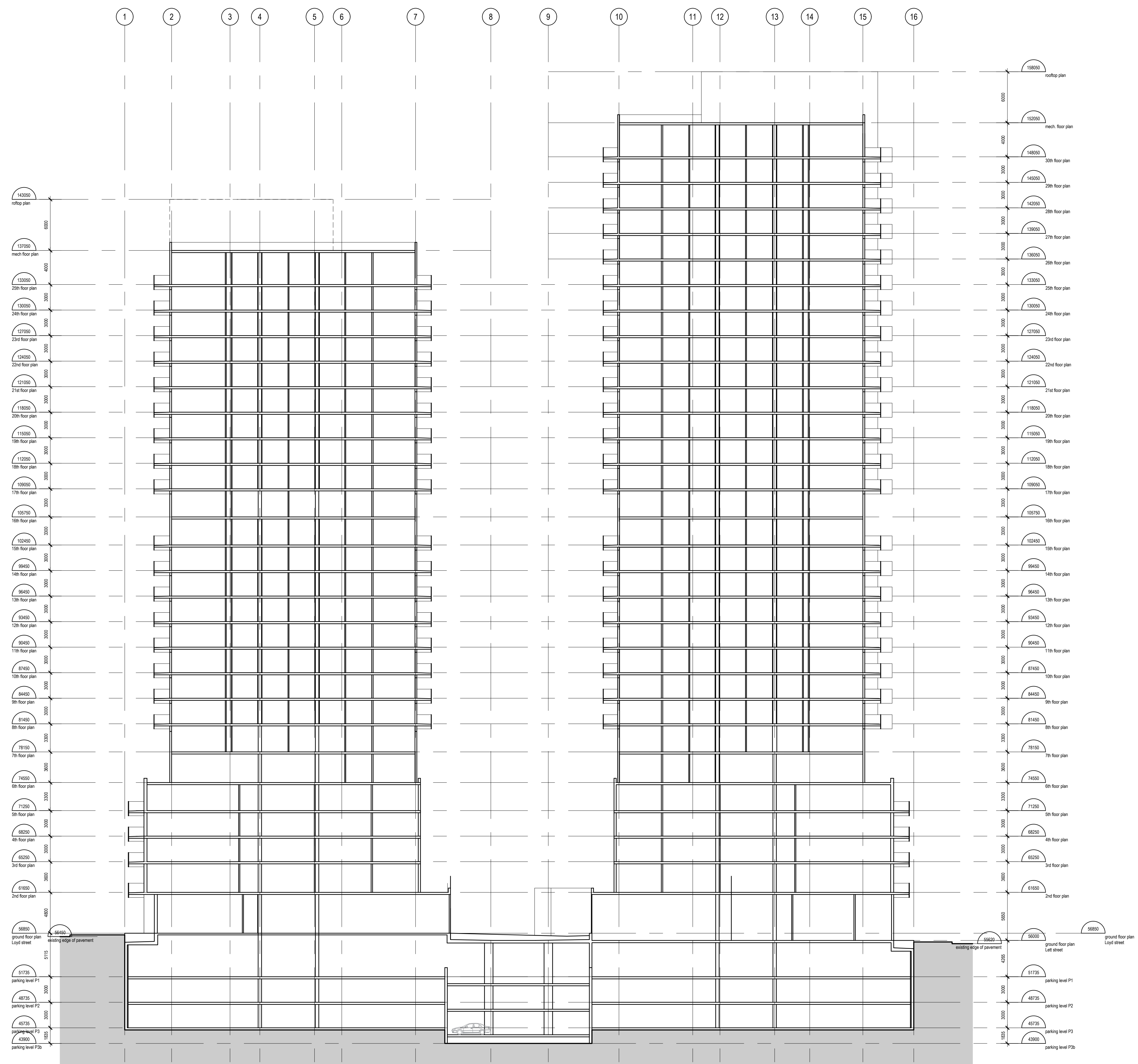
SEAL: © 2018, EVOOQ Architecture inc.

Intellectual property rights relating to this document belong exclusively to EVOOQ Architecture inc. This document may not be forwarded to others, transmitted, downloaded, reproduced nor adapted in any format, whether print or electronic, without the prior written authorization of EVOOQ Architecture inc. All ideas and other information in this document are specific to this project and may not be used elsewhere without the written authorization of EVOOQ Architecture inc.

PROJECT:
LEBRETON - PHASE 4-5

DRAWING TITLE:
SECTION

DESIGN:	NG	APPROVED:	NG
DRAWN:	NG.EF.PS	DATE:	2020-03-27
VERIFIED:	NG	SCALE:	1:250
PROJECT N°:	9360-20	DRAWING N°:	A-350



1 LONGITUDINAL SECTION
A-350 1:250

01	SITE PLAN APPROVAL	NG	08-05-2019
----	--------------------	----	------------

- REVISION:
- THE GENERAL CONTRACTOR :
- SHALL BE RESPONSIBLE FOR VERIFYING ALL DIMENSIONS ON SITE TO ENSURE COMPLIANCE WITH THE DIMENSIONS GIVEN ON THE DRAWINGS.
 - SHALL BE RESPONSIBLE TO IMMEDIATELY SUBMIT A REPORT TO THE ARCHITECT OR ENGINEER OUTLINING ANY INACCURACIES.
 - SHALL NOT TAKE SCALED MEASUREMENTS OFF THE DRAWINGS.
 - ANY INDIVIDUAL OR FIRM THAT HAVE RECEIVED ELECTRONIC DOCUMENT SHALL USE THEM AT THEIR OWN RISK. ONLY ORIGINAL DRAWINGS, STAMPED BY THE ARCHITECT, MAY BE USED FOR CONSTRUCTION.

SEAL

© 2018, EVOOQ Architecture Inc.

Intellectual property rights relating to this document belong exclusively to EVOOQ Architecture Inc. This document may not be forwarded to others, transmitted, downloaded, reproduced nor adapted in any format, whether print or electronic, without the prior written authorization of EVOOQ Architecture Inc. All ideas and other information in this document are specific to this project and may not be used elsewhere without the written authorization of EVOOQ Architecture Inc.

PROJECT:
LEBRETON - PHASE 4-5


DRAWING TITLE:
SECTION

DESIGN: NG APPROVED: NG


DRAWN: NG,EF,PS DATE: 2020-03-27

VERIFIED: NG SCALE: 1:250

PROJECT N°: **9360-20** DRAWING N°: **A-351**



2 SECTION
A-351 1:250



1 PARKING RAMP SECTION
A-351 1:250

