

LEBRETON - PHASE 4-5



DRAWINGS LIST

A-000	Presentation page
A-010	Site plan
AS-090	Slab Edge Plan - Parking level P3
AS-091	Slab Edge Plan - Parking level P2
AS-092	Slab Edge Plan - Parking level P1
A-090	Plan - Parking level P3
A-091	Plan - Parking level P2
A-092	Plan - Parking level P1
A-101	Plan - Ground floor
A-102	Plan - 2nd floor
A-103	Plan - 3rd-4th-5th floor
A-106	Plan - 6th floor
A-107	Plan - 7th floor
A-108	Plan - Typical floor 1
A-116	Plan - 16th floor
A-117	Plan - Typical floor 2
A-MECH1	Plan - Mechanical floor 1
A-MECH2	Plan - Mechanical floor 2
A-ROOF	Plan - Roof
A-300	Elevation - Lloyd street
A-301	Elevation - Lett street
A-302	Elevation - Fleet and Lett
A-303	Elevation - Garden
A-350	Section
A-351	Section
A-SUN	Solar Studies

CLIENT:

210 Gladstone Avenue
OTTAWA, ONTARIO K2P 0Y6
T: (613) 233-8000 F: (613) 233-8500

ARCHITECTS:

EVOOQ

1425, RUE SAINT-ALEXANDRE, BUREAU 1000
MONTRÉAL, QUÉBEC H3A 0M4
T: 514-993-8400 F: 514-993-9858
info@evooq.com

LANDSCAPE ARCHITECTS:

James B. Lennox and Associates Inc.
Landscape Architects

363 Helen Avenue South
Ottawa, Ontario, K1Y 1A1 T: (613) 722-9166

STRUCTURAL ENGINEERS:

GOODEVE STRUCTURAL INC.
1000-1000
1000-1000

MECHANICAL - ELECTRICAL ENGINEERS TOPOGRAPHICAL SURVEYOR:

Smith + Andersen

Stantec

1600 Carling Ave. Suite 530
Ottawa, ON K1C 1G3
Tel: (613) 230-1186
smithanderson.com

1331 Clyde Ave Suite 600
Ottawa, ON K1C 3K4
Tel: (613) 722-4422
stantec.com

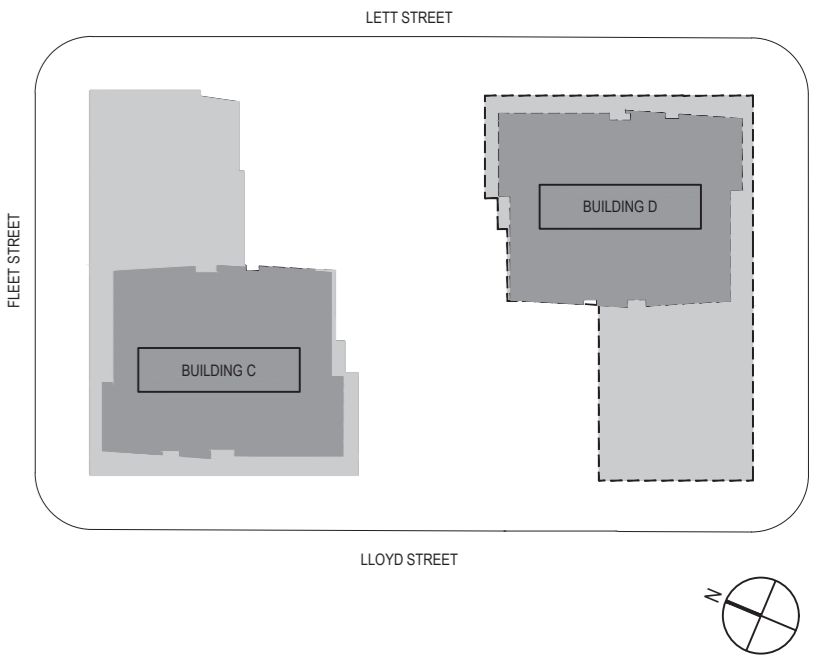
CIVIL ENGINEERS:

URBAN DESIGN CONSULTANTS:

NOVATECH
ENGINEERING CONSULTANTS LTD.
ENGINEERS & PLANNERS
Suite 305, 886 McLeod Ave. #200
Ottawa, Ontario, Canada K1M 0P6
Tel: (613) 236-6600
Fax: (613) 236-6602
Email: novatech@novatech-eng.com

URBAN STRATEGIES INC.
197 Spadina Avenue Suite 600
Toronto, ON M5T 2C8
Tel: (416) 593-8004
urbanstrategies.com

KEY PLAN:



N°	DESCRIPTION	BY	DATE
3	ISSUED FOR REVISED SITE PLAN APPROVAL	NG	2021-04-07
2	ISSUED FOR REVISED SITE PLAN APPROVAL	NG	2021-03-10
1	ISSUED FOR COORDINATION - STRUCTURAL	JG	2021-03-01
0	ISSUED FOR COORDINATION	JG	2021-02-26

REVISION:

THE GENERAL CONTRACTOR:

- SHALL BE RESPONSIBLE FOR VERIFYING ALL DIMENSIONS ON SITE TO ENSURE COMPLIANCE WITH THE DIMENSIONS GIVEN ON THE DRAWINGS.
- SHALL BE RESPONSIBLE TO IMMEDIATELY SUBMIT A REPORT TO THE ARCHITECT OR ENGINEER OUTLIVING ANY INACCURACIES.
- SHALL NOT TAKE SCALED MEASUREMENTS OFF THE DRAWINGS.
- ANY INDIVIDUAL OR FIRM THAT HAVE RECEIVED ELECTRONIC DOCUMENT SHALL USE THEM AT THEIR OWN RISK. ONLY ORIGINAL DRAWINGS, STAMPED BY THE ARCHITECT, MAY BE USED FOR CONSTRUCTION.

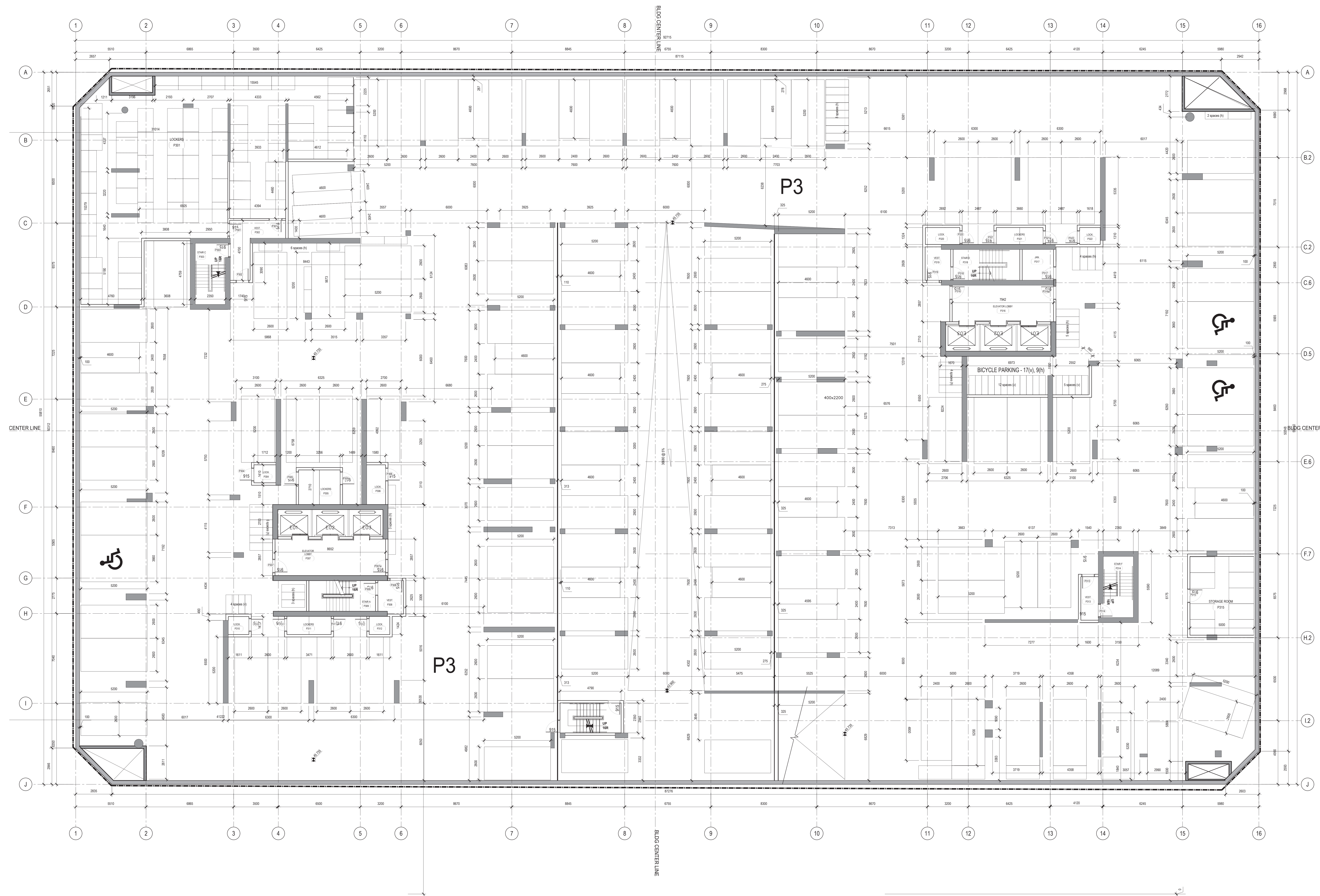
SEAL: **ALAIN FOURNIER** ARCHITECTS LICENCE 6760

© 2018, EVOOQ Architecture Inc.
Intellectual property rights relating to this document being exclusive to EVOOQ Architecture Inc. This document may not be forwarded to others, transmitted, downloaded, reproduced or stored in any format, whether print or electronic, without the prior written authorization of EVOOQ Architecture Inc. All ideas and other information in this document are specific to this project and may not be used elsewhere without the written authorization of EVOOQ Architecture Inc.

PROJECT:
LEBRETON - PHASE 4-5

DRAWING TITLE:
COVER SHEET

DESIGN:	NG	APPROVED:	NG
DRAWN:	PS	DATE:	2020-04-27
VERIFIED:	NG	SCALE:	
PROJECT N°:	9360-20	DRAWING N°:	A-000



CLIENT:
 210 Galloway Avenue
 OTTAWA, ONTARIO K2P 9V8
 T: (613) 233-4000 F: (613) 233-4500

ARCHITECTS:
EVOQ
 1425, RUE SAINT-ALEXANDRE, BUREAU 3000
 MONTRÉAL, QUÉBEC H3A 0M4
 T: 514 933-9400 F: 514 933-9458
 info@evooq.com

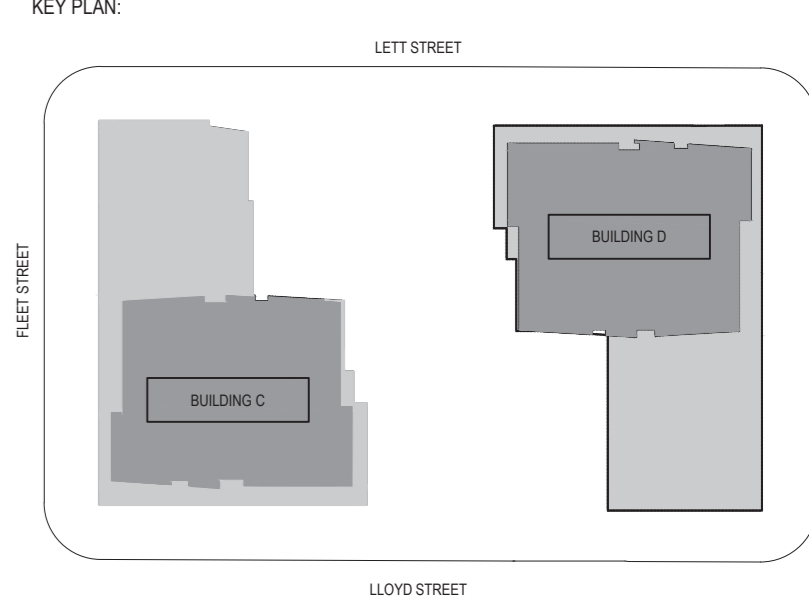
LANDSCAPE ARCHITECTS:
James B. Lennox and Associates Inc.
 Landscape Architects
 363 Hester Avenue South
 Ottawa, Ontario, K1V 1A5 T: (613) 722-9166

STRUCTURAL ENGINEERS:
GOODEVE STRUCTURAL INC.
 1000 Carling Ave. Suite 530
 Ottawa, ON K1C 1G2
 Tel: (613) 231-1186
 smthanderson.com

MECHANICAL - ELECTRICAL ENGINEERS TOPOGRAPHICAL SURVEYOR:
Smith + Andersen **Stantec**
 1600 Carling Ave. Suite 530
 Ottawa, ON K1C 1G2
 Tel: (613) 231-1186
 smthanderson.com

CIVIL ENGINEERS: URBAN DESIGN CONSULTANTS:
NOVATECH ENGINEERING CONSULTANTS LTD.
 197 Spadina Avenue Suite 600
 Toronto, ON M5T 2C8
 Tel: (416) 593-9004
 novatech-engineering.com

URBAN STRATEGIES INC.
 197 Spadina Avenue Suite 600
 Toronto, ON M5T 2C8
 Tel: (416) 593-9004
 urbanstrategies.com



N°	DESCRIPTION	BY	DATE
3	ISSUED FOR REVISED SITE PLAN APPROVAL	NG	2021-04-07
2	ISSUED FOR REVISED SITE PLAN APPROVAL	NG	2021-03-10
1	ISSUED FOR COORDINATION - STRUCTURAL	JG	2021-03-01
0	ISSUED FOR COORDINATION	JG	2021-02-26

- REVISION:
- THE GENERAL CONTRACTOR:
- SHALL BE RESPONSIBLE FOR VERIFYING ALL DIMENSIONS ON SITE TO ENSURE COMPLIANCE WITH THE DIMENSIONS SHOWN ON THE DRAWINGS.
 - SHALL BE RESPONSIBLE TO IMMEDIATELY SUBMIT A REPORT TO THE ARCHITECT OR ENGINEER OUTLIVING ANY INACCURACIES.
 - SHALL NOT TAKE SCALED MEASUREMENTS OFF THE DRAWINGS.
 - ANY INDIVIDUAL OR FIRM THAT HAVE RECEIVED ELECTRONIC DOCUMENT SHALL USE THEM AT THEIR OWN RISK. ONLY ORIGINAL DRAWINGS, STAMPED BY THE ARCHITECT, MAY BE USED FOR CONSTRUCTION.

SEAL
ONTARIO ASSOCIATION OF ARCHITECTS
 ALAN FOURNER
 LICENCE 67600
 ARCHITECT

© 2018, EVOQ Architecture Inc.
 Intellectual property rights relating to this document being exclusive to EVOQ Architecture Inc. This document may not be forwarded to others, transmitted, downloaded, reproduced or stored in any form, whether print or electronic, without the prior written authorization of EVOQ Architecture Inc. All ideas and other information in this document are specific to this project and may not be used elsewhere without the written authorization of EVOQ Architecture Inc.

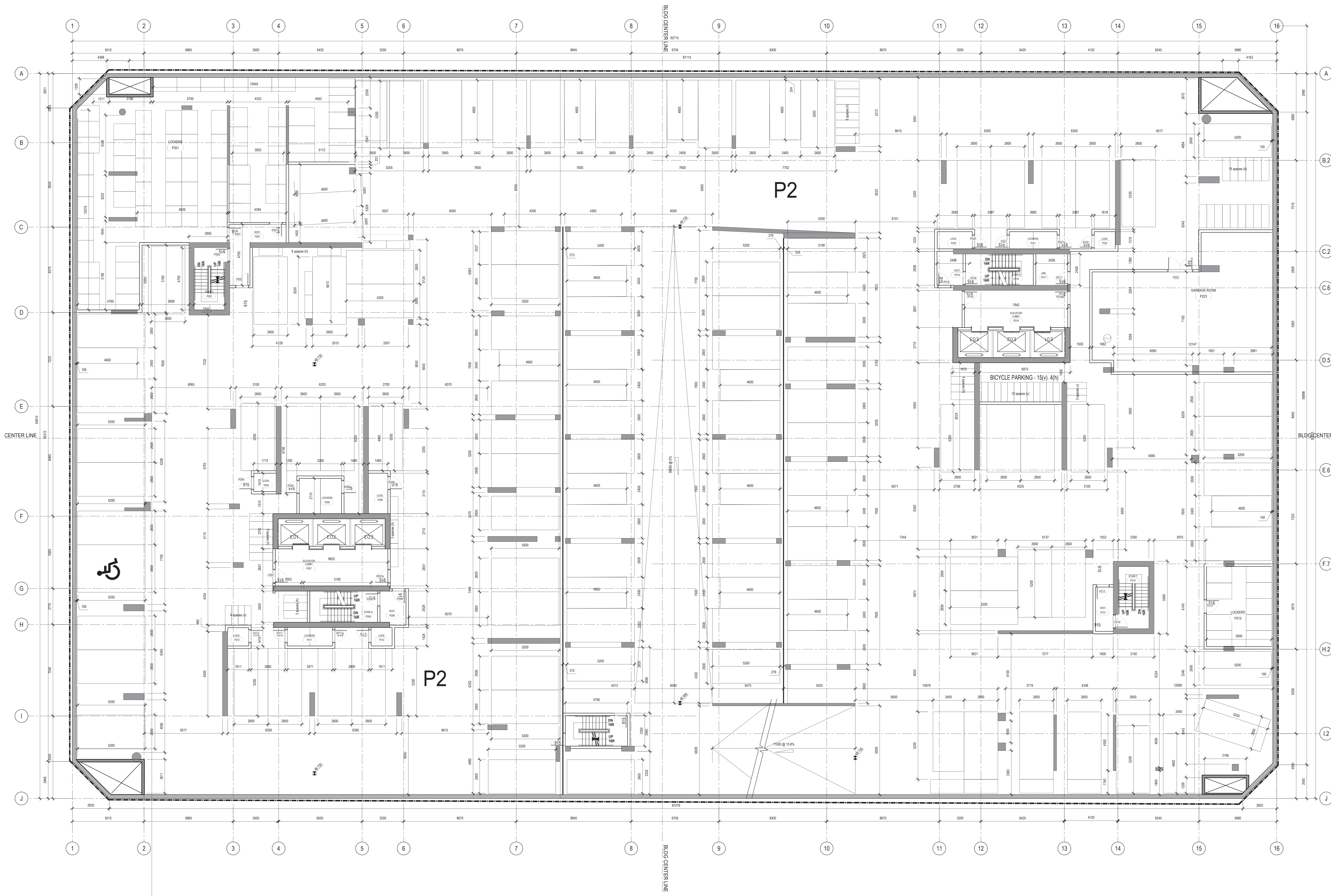
PROJECT:
LEBRETON - PHASE 4-5

DRAWING TITLE:
PLAN - PARKING LEVEL P3

DESIGN: NG	APPROVED: NG
DRAWN: HJL/EP	DATE: 2020-01-13
VERIFIED: NG	SCALE: 1:500
PROJECT N°:	DRAWING N°:

1
 A-000
 PARKING LEVEL P3
 PLAN
 1:100

9360-20 A-090



CLIENT:

210 Galloway Avenue
OTTAWA, ONTARIO K2P 2Y6
T: (613) 233-4037 F: (613) 233-4550

ARCHITECTS:

EVOQ

1425, RUE SAINT-ALEXANDRE, BUREAU 3000
MONTRÉAL, QUÉBEC H3A 2M4
T: 514 933-3400 F: 514 933-3458
info@evooq.com

LANDSCAPE ARCHITECTS:

James B. Lennox and Associates Inc.
Landscape Architects
361 Hinton Avenue South
Ottawa, Ontario, K1V 1A5 T: (613) 722-9166

STRUCTURAL ENGINEERS:

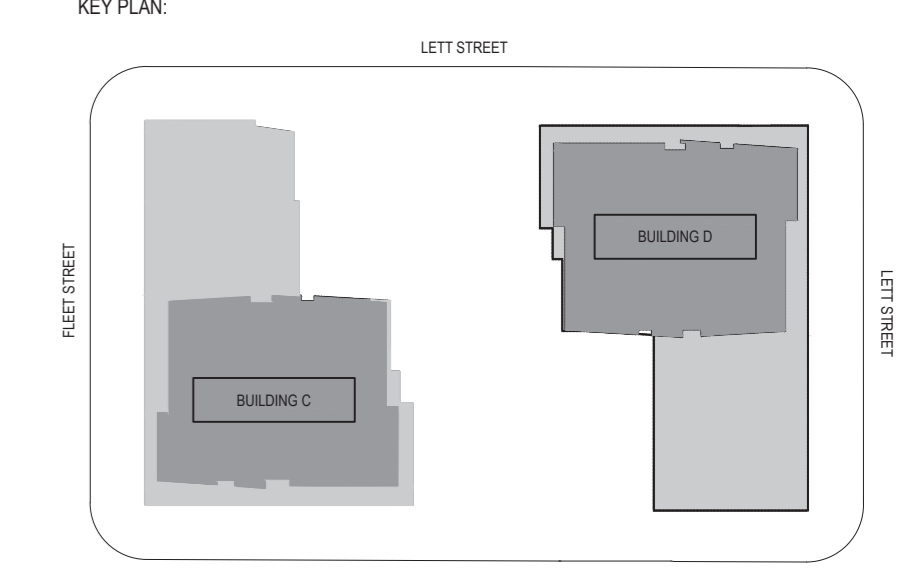
GOODEVE STRUCTURAL INC.
1000 Carling Ave. Suite 530
Ottawa, ON K2C 1G2
Tel: (613) 233-1186
smthanderson.com

MECHANICAL - ELECTRICAL ENGINEERS TOPOGRAPHICAL SURVEYOR:

Smith + Andersen Stantec
1900 Carling Ave. Suite 530
Ottawa, ON K2C 1G2
Tel: (613) 233-1186
smthanderson.com

CIVIL ENGINEERS URBAN DESIGN CONSULTANTS:

NOVATECH ENGINEERING CONSULTANTS INC. URBAN STRATEGIES INC.
197 Spadina Avenue Suite 600
Toronto, ON M5T 2C8
Tel: (416) 593-8004
urbanstrategies.com



NO.	DESCRIPTION	BY	DATE
3	ISSUED FOR REVISED SITE PLAN APPROVAL	MG	2021-04-07
2	ISSUED FOR REVISED SITE PLAN APPROVAL	MG	2021-03-10
1	ISSUED FOR COORDINATION - STRUCTURAL	JG	2021-03-01
0	ISSUED FOR COORDINATION	JG	2021-02-26

REVISION:

THE GENERAL CONTRACTOR:

- SHALL BE RESPONSIBLE FOR VERIFYING ALL DIMENSIONS ON SITE TO ENSURE COMPLIANCE WITH THE DIMENSIONS GIVEN ON THE DRAWINGS.
- SHALL BE RESPONSIBLE TO IMMEDIATELY SUBMIT A REPORT TO THE ARCHITECT OR ENGINEER OUTLIVING ANY INACCURACIES.
- SHALL NOT TAKE SCALED MEASUREMENTS OFF THE DRAWINGS.
- ANY INDIVIDUAL OR FIRM THAT HAS RECEIVED ELECTRONIC DOCUMENT SHALL USE THEM AT THEIR OWN RISK. ONLY ORIGINAL DRAWINGS, STAMPED BY THE ARCHITECT, MAY BE USED FOR CONSTRUCTION.

SEAL: ALAN FOURNER ARCHITECTS ALAN FOURNER LICENCE 6760

© 2018, EVOQ Architecture Inc.
Intellectual property rights relating to this document being exclusive to EVOQ Architecture Inc. This document may not be forwarded to others, transmitted, downloaded, reproduced or stored in any form, whether print or electronic, without the prior written authorization of EVOQ Architecture Inc. All ideas and other information in this document are specific to this project and may not be used elsewhere without the written authorization of EVOQ Architecture Inc.

PROJECT:

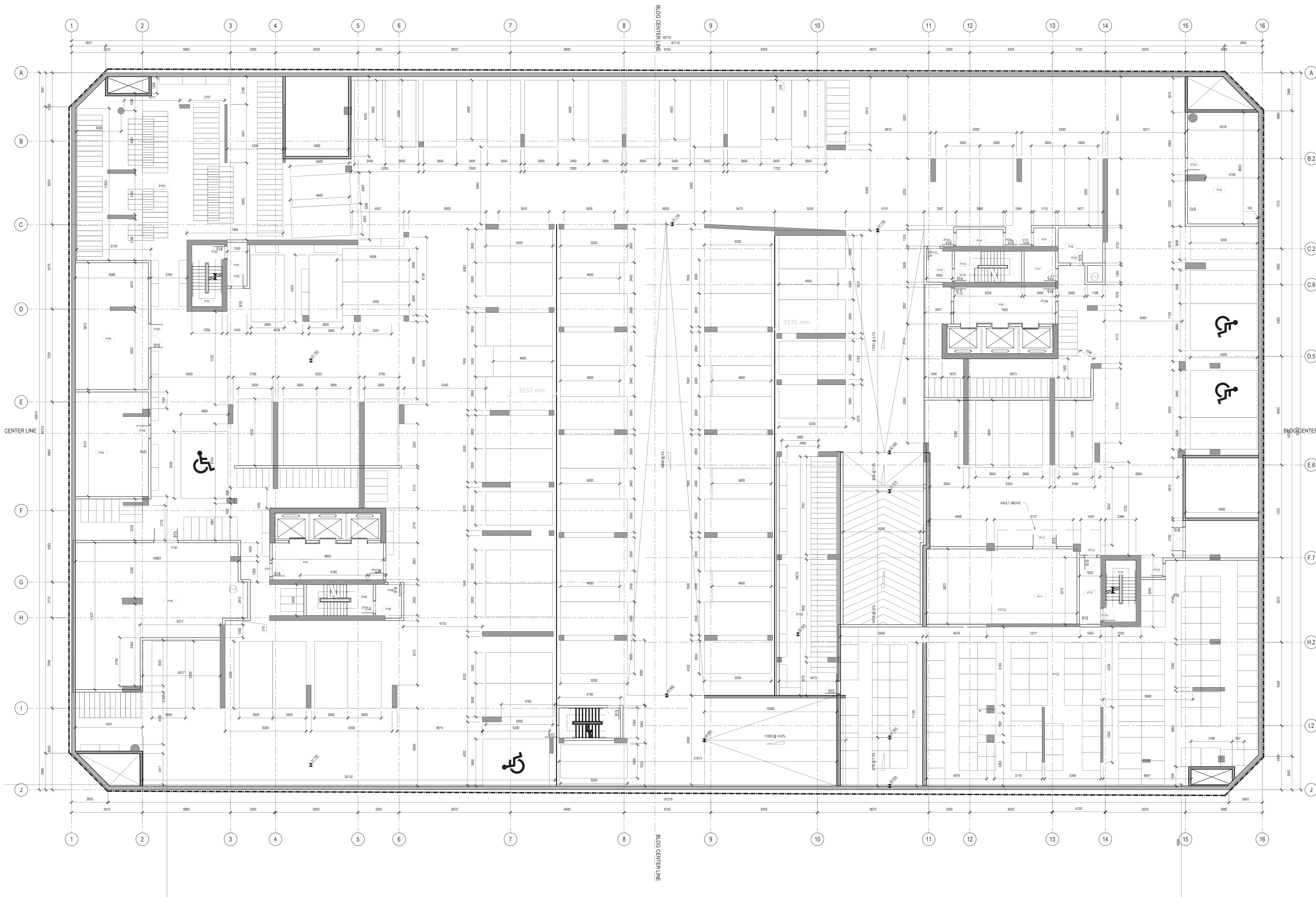
LEBRETON - PHASE 4-5

DRAWING TITLE:

PLAN - PARKING LEVEL P2

DESIGN: NG APPROVED: NG
DRAWN: HLEJP DATE: 2020-01-13
VERIFIED: NG SCALE: 1:50
PROJECT NO: 9360-20 DRAWING NO: A-091

1 PARKING LEVEL P2
A-091 PLAN
1:50



CLIENT:

210 Galloway Avenue
OTTAWA, ONTARIO K2P 2V6
T: 613-233-8037 F: 613-233-8250

ARCHITECTS:

EVOQ

1425, RUE SAINT-ALEXANDRE, BUREAU 1000
MONTRÉAL, QUÉBEC H3A 2M4
T: 514-933-3400 F: 514-933-3458
info@evoc.com

LANDSCAPE ARCHITECTS:

James B. Lennox and Associates Inc.
Landscape Architects
361 Hester Avenue South
Ottawa, Ontario, K1Y 1A6 T: (613) 722-9166

STRUCTURAL ENGINEERS:

GOODEVE STRUCTURAL INC.
1000 Carling Ave. Suite 530
Ottawa, ON K2C 1G3
Tel: (613) 233-1186
smhenderson.com

MECHANICAL - ELECTRICAL ENGINEERS TOPOGRAPHICAL SURVEYOR:

Smith + Andersen **Stantec**

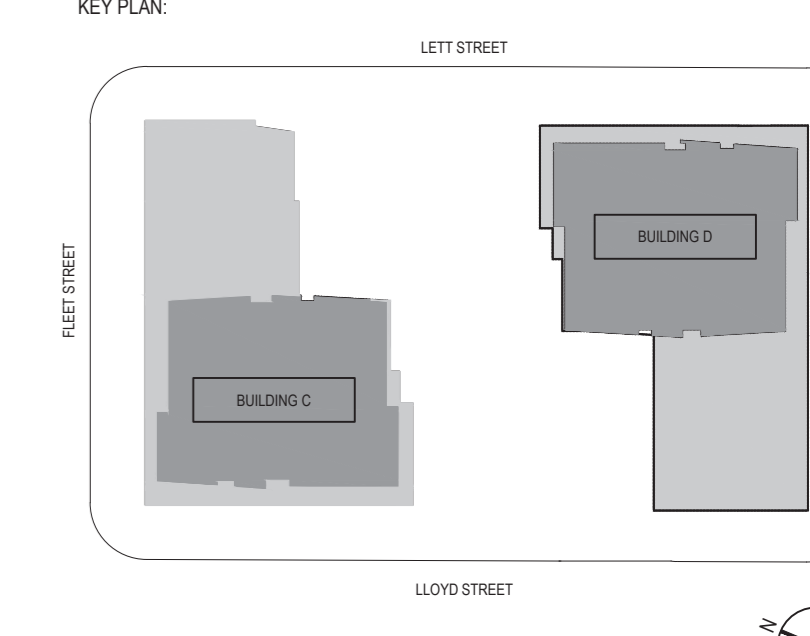
1600 Carling Ave. Suite 530
Ottawa, ON K2C 1G3
Tel: (613) 233-1186
smhenderson.com

1331 Clyde Ave. Suite 400
Ottawa, ON K2C 3K4
Tel: (613) 722-4422
stantec.com

CIVIL ENGINEERS URBAN DESIGN CONSULTANTS:

NOVATECH ENGINEERING CONSULTANTS INC.
197 Spadina Avenue Suite 600
Toronto, ON M5T 2C8
Tel: 416-593-8004
urbanstrategies.com

URBAN STRATEGIES INC.



N°	DESCRIPTION	BY	DATE
3	ISSUED FOR REVISED SITE PLAN APPROVAL	NG	2021-04-07
2	ISSUED FOR REVISED SITE PLAN APPROVAL	NG	2021-03-10
1	ISSUED FOR COORDINATION - STRUCTURAL	JG	2021-03-01
0	ISSUED FOR COORDINATION	JG	2021-02-26

REVISION:

THE GENERAL CONTRACTOR:

- SHALL BE RESPONSIBLE FOR VERIFYING ALL DIMENSIONS ON SITE TO ENSURE COMPLIANCE WITH THE DIMENSIONS GIVEN ON THE DRAWINGS.
- SHALL BE RESPONSIBLE TO IMMEDIATELY SUBMIT A REPORT TO THE ARCHITECT OR ENGINEER OUTLIVING ANY INACCURACIES.
- SHALL NOT TAKE SCALED MEASUREMENTS OFF THE DRAWINGS.
- ANY INDIVIDUAL OR FIRM THAT HAVE RECEIVED ELECTRONIC DOCUMENT SHALL USE THEM AT THEIR OWN RISK. ONLY ORIGINAL DRAWINGS, STAMPED BY THE ARCHITECT, MAY BE USED FOR CONSTRUCTION.

SEAL

ONTARIO ASSOCIATION OF ARCHITECTS

ALAN FOURNER
LICENCE 6760

© 2018, EVOQ Architecture Inc.
Intellectual property rights relating to this document being exclusive to EVOQ Architecture Inc. This document may not be forwarded to others, transmitted, downloaded, reproduced or stored in any form, whether print or electronic, without the prior written authorization of EVOQ Architecture Inc. All ideas and other information in this document are specific to this project and may not be used elsewhere without the written authorization of EVOQ Architecture Inc.

PROJECT:

LEBRETON - PHASE 4-5

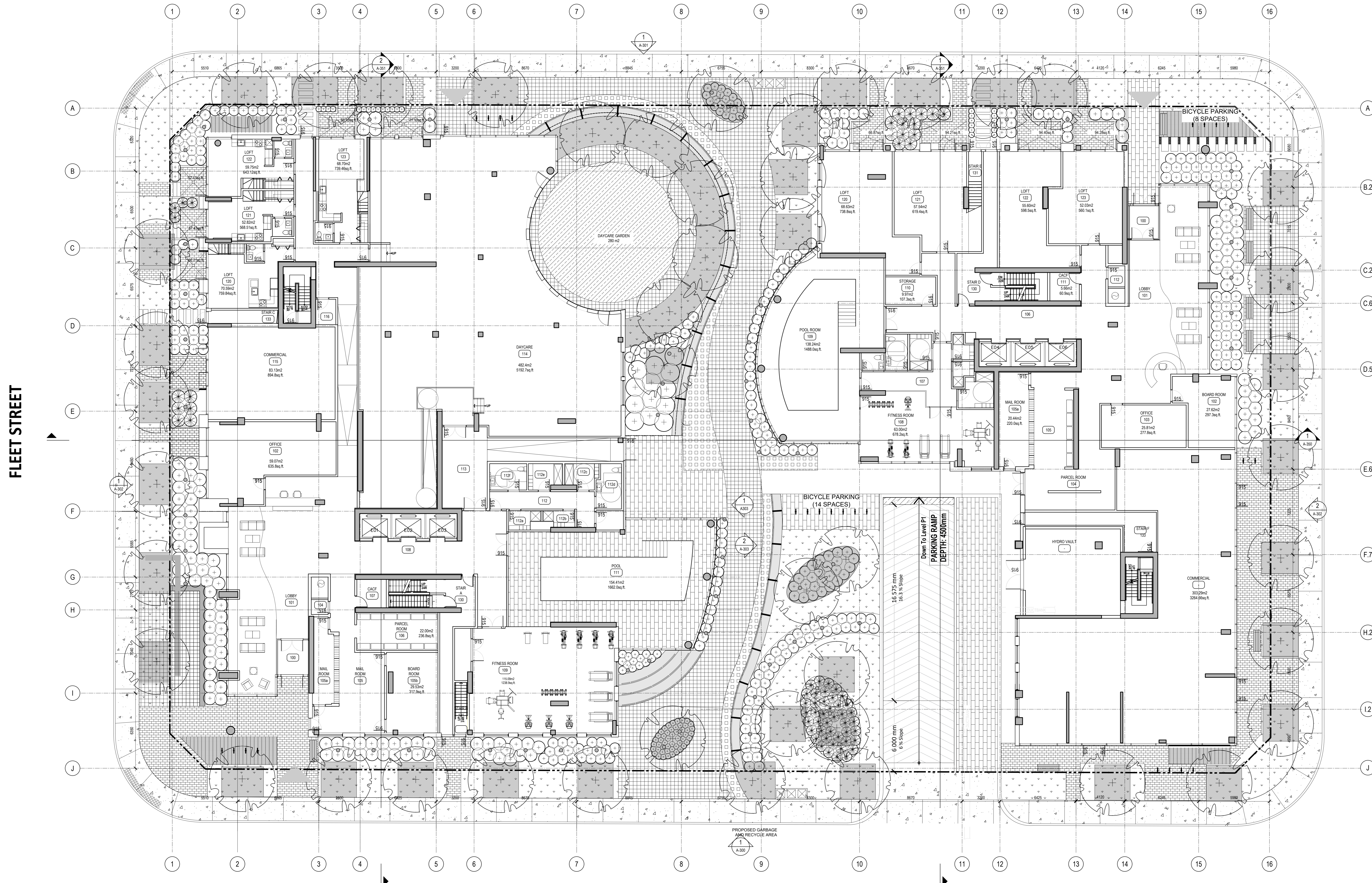
DRAWING TITLE:

PLAN - PARKING LEVEL P1

DESIGN:	NG	APPROVED:	NG
DRAWN:	NGLEP	DATE:	2020-01-13
VERIFIED:	NG	SCALE:	1:500
PROJECT N°:	9360-20	DRAWING N°:	A-092

1
A-092
PARKING LEVEL P1
PLAN
1:500

LETT STREET



FLEET STREET

LETT STREET

CLIENT:
210 GARDNER AVENUE
OTTAWA, ONTARIO K2P 0Y8
T: 613.233.4031 F: 613.233.4250

ARCHITECTS:
EVOQ
1425, RUE SAINT-ALEXANDRE, BUREAU 5000
MONTRÉAL, QUÉBEC H3A 2M4
T: 514.993.8400 F: 514.993.9858
info@evoqarchitect.com

LANDSCAPE ARCHITECTS:
James B. Lennox and Associates Inc.
Landscape Architects
361 Hinton Avenue South
Ottawa, Ontario, K1Y 1A6 T: (613) 722-9166

STRUCTURAL ENGINEERS:
GOODEVE STRUCTURAL INC.
1000 GARDNER AVENUE
OTTAWA, ONTARIO K2P 0Y8
T: 613.233.4031 F: 613.233.4250

MECHANICAL - ELECTRICAL ENGINEERS TOPOGRAPHICAL SURVEYOR:
Smith + Andersen **Stantec**
1600 Carling Ave. Suite 530
Ottawa, ON K2C 1G3
Tel: (613) 230-1186
smithanderson.com
stantec.com

CIVIL ENGINEERS URBAN DESIGN CONSULTANTS:
NOVATECH ENGINEERING CONSULTANTS INC.
197 Spadina Avenue Suite 600
Toronto, ON M5T 2C8
Tel: (416) 593-8004
novatech-engineering.com
URBAN STRATEGIES INC.
197 Spadina Avenue Suite 600
Toronto, ON M5T 2C8
Tel: (416) 593-8004
urbanstrategies.com

KEY PLAN:
LETT STREET
FLEET STREET
LETT STREET

N°	DESCRIPTION	BY	DATE
3	ISSUED FOR REVISED SITE PLAN APPROVAL	MG	2021-04-07
2	ISSUED FOR REVISED SITE PLAN APPROVAL	MG	2021-03-10
1	ISSUED FOR COORDINATION - STRUCTURAL	JG	2021-03-01
0	ISSUED FOR COORDINATION	JG	2021-02-26

THE GENERAL CONTRACTOR:
1. SHALL BE RESPONSIBLE FOR VERIFYING ALL DIMENSIONS ON SITE TO ENSURE COMPLIANCE WITH THE DIMENSIONS SHOWN ON THE DRAWINGS.
2. SHALL BE RESPONSIBLE TO IMMEDIATELY SUBMIT A REPORT TO THE ARCHITECT OR ENGINEER OUTLIVING ANY INACCURACIES.
3. SHALL NOT TAKE SCALED MEASUREMENTS OFF THE DRAWINGS.
4. ANY INDIVIDUAL OR FIRM THAT HAVE RECEIVED ELECTRONIC DOCUMENT SHALL USE THEM AT THEIR OWN RISK. ONLY ORIGINAL DRAWINGS, STAMPED BY THE ARCHITECT, MAY BE USED FOR CONSTRUCTION.

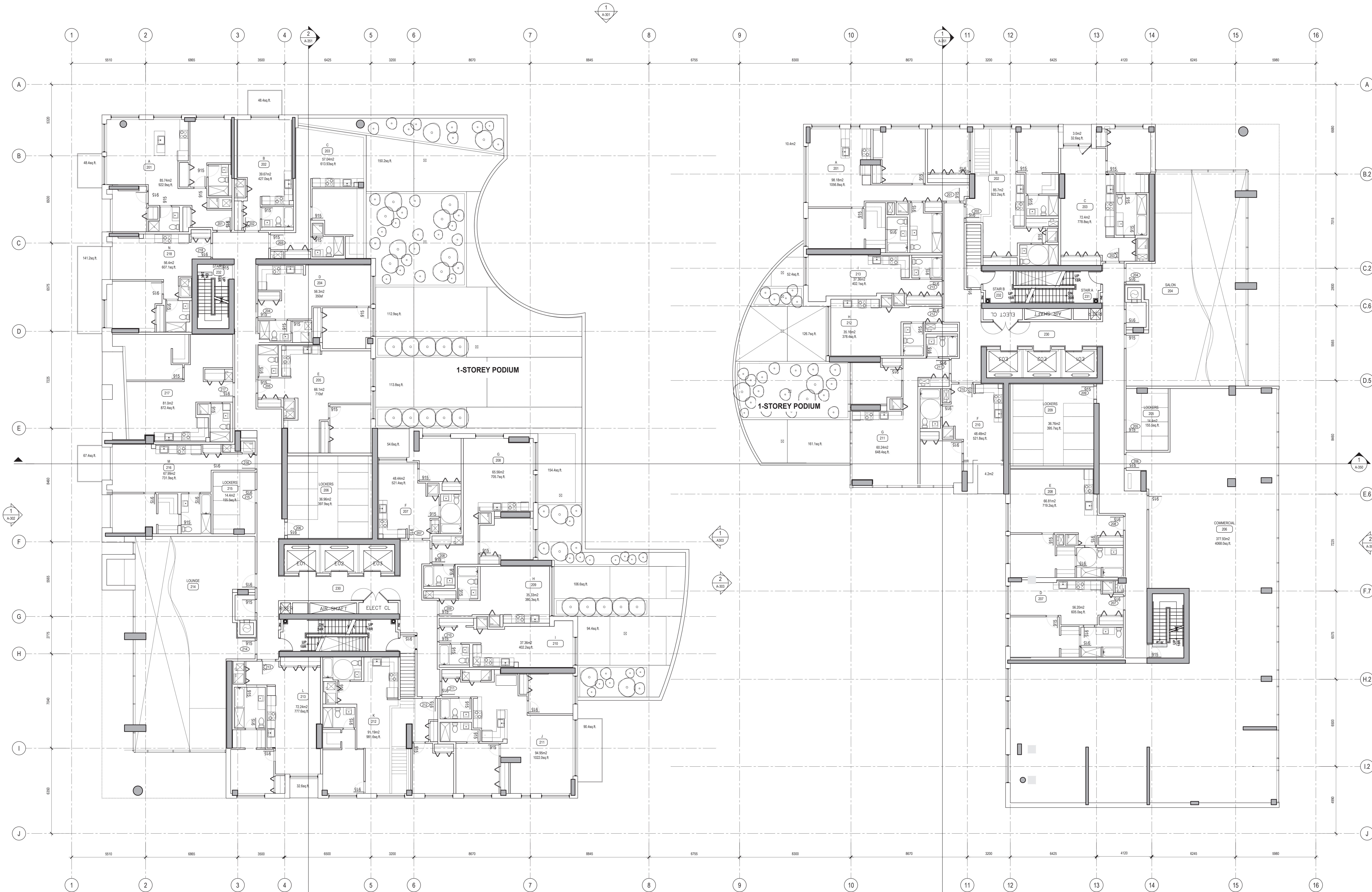
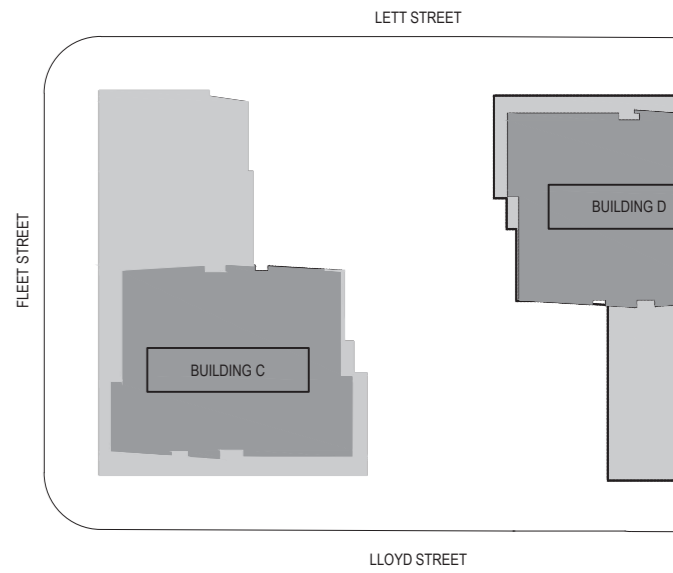

SEAL: **OTTAWA ASSOCIATION OF ARCHITECTS**
PLANNING ENGINEER
LENNOX
2020

PROJECT:
LEBRETON - PHASE 4-5

DRAWING TITLE:
PLAN - GROUND FLOOR

DESIGN:	NG	APPROVED:	NG
DRAWN:	MG/EP	DATE:	2020-01-13
VERIFIED:	NG	SCALE:	1:25
PROJECT N°:	9360-20	DRAWING N°:	A-101


1
GROUND FLOOR
PLAN
A-101
1:25



3	ISSUED FOR REVISED SITE PLAN APPROVAL	NG	2021-04-07
2	ISSUED FOR REVISED SITE PLAN APPROVAL	NG	2021-03-10

N°	DESCRIPTION	BY	DATE
REVISION:			

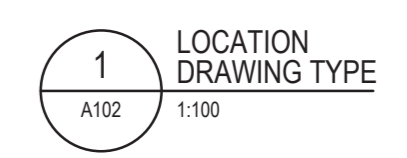
- THE GENERAL CONTRACTOR:
- SHALL BE RESPONSIBLE FOR VERIFYING ALL DIMENSIONS ON SITE TO ENSURE COMPLIANCE WITH THE DIMENSIONS GIVEN ON THE DRAWINGS.
 - SHALL BE RESPONSIBLE TO IMMEDIATELY SUBMIT A REPORT TO THE ARCHITECT OR ENGINEER OUTLIVING ANY INACCURACIES.
 - SHALL NOT TAKE SCALED MEASUREMENTS OFF THE DRAWINGS.
 - ANY INDIVIDUAL OR FIRM THAT HAVE RECEIVED ELECTRONIC DOCUMENT SHALL USE THEM AT THEIR OWN RISK. ONLY ORIGINAL DRAWINGS, STAMPED BY THE ARCHITECT, MAY BE USED FOR CONSTRUCTION.

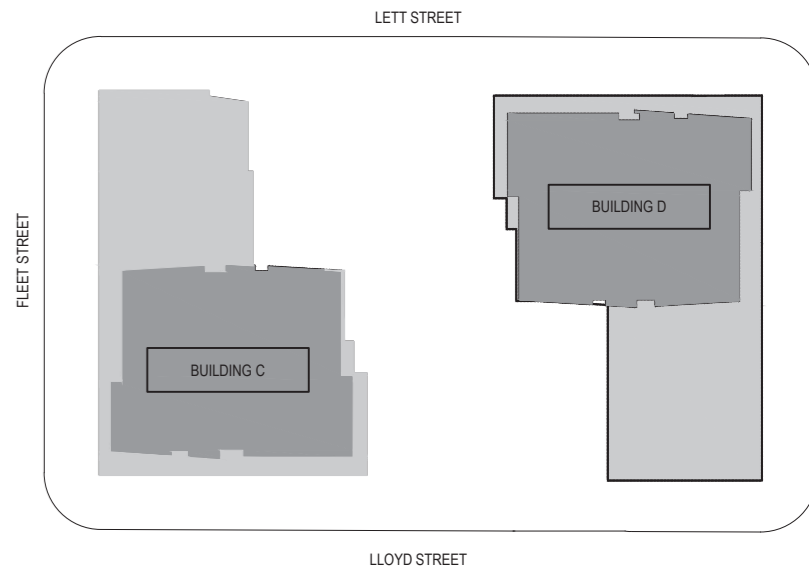



PROJECT:
LEBRETON - PHASE 4-5

DRAWING TITLE:
PLAN - 2ND FLOOR

DESIGN:	NG	APPROVED:	NG
DRAWN:	NG/EP	DATE:	2020-01-13
VERIFIED:	NG	SCALE:	1:100
PROJECT N°:	9360-20	DRAWING N°:	A-102





NO.	DESCRIPTION	BY	DATE
3	ISSUED FOR REVISED SITE PLAN APPROVAL	MG	2021-04-07
2	ISSUED FOR REVISED SITE PLAN APPROVAL	MG	2021-03-10

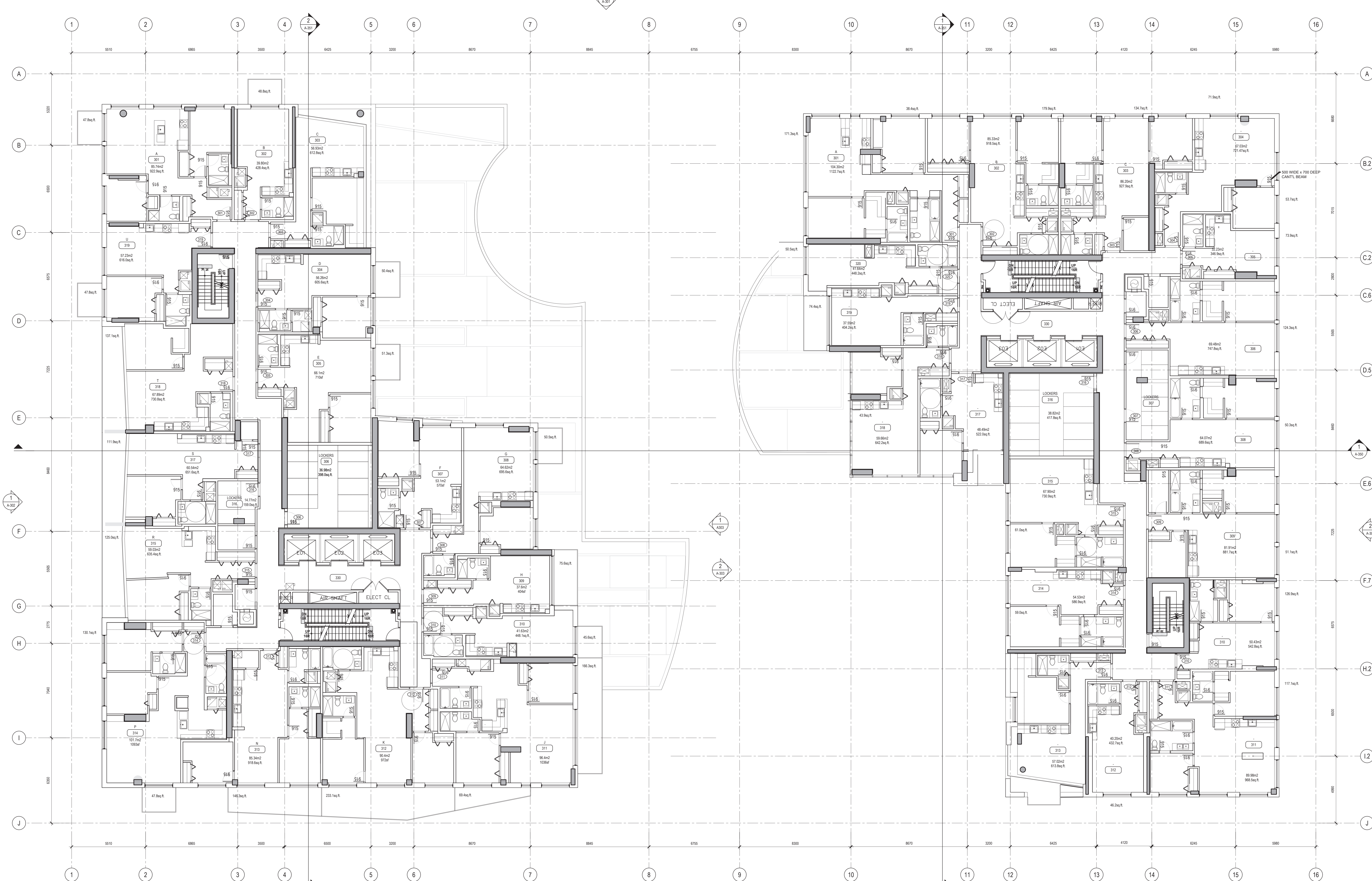
- SHALL BE RESPONSIBLE FOR VERIFYING ALL DIMENSIONS ON SITE TO ENSURE COMPLIANCE WITH THE DIMENSIONS SHOWN ON THE DRAWINGS.
- SHALL BE RESPONSIBLE TO IMMEDIATELY SUBMIT A REPORT TO THE ARCHITECT OR ENGINEER OUTLIVING ANY INADEQUACIES.
- SHALL NOT TAKE SCALED MEASUREMENTS OFF THE DRAWINGS.
- ANY INDIVIDUAL OR FIRM THAT HAS RECEIVED ELECTRONIC DOCUMENT SHALL USE THEM AT THEIR OWN RISK. ONLY ORIGINAL DRAWINGS, STAMPED BY THE ARCHITECT, MAY BE USED FOR CONSTRUCTION.

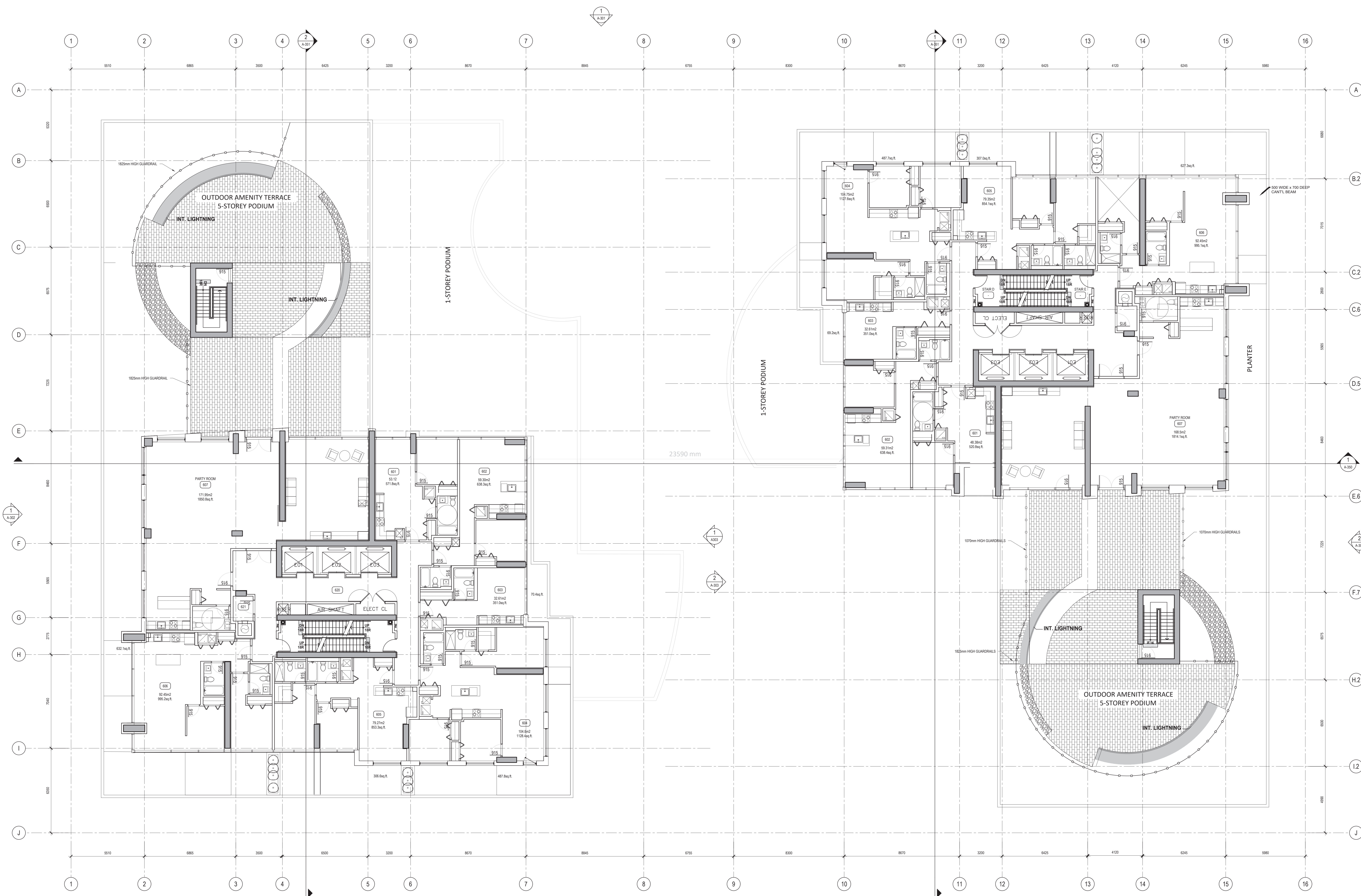
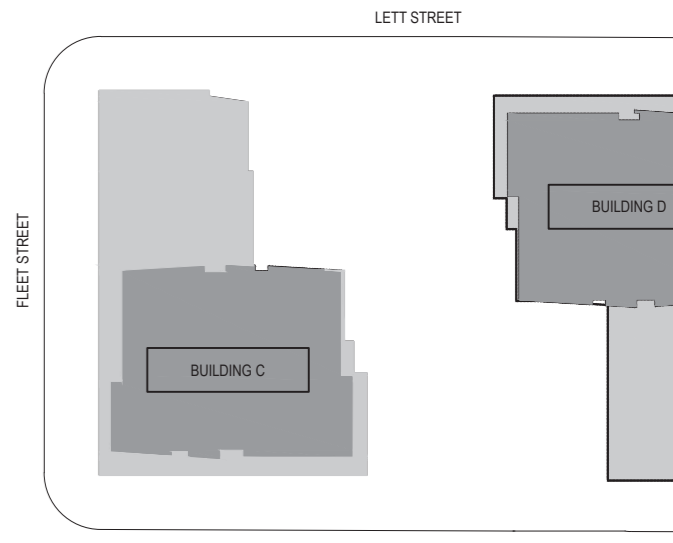



LEBRETON - PHASE 4-5

PLAN - 3RD TO 5TH FLOORS

9360-20 A-103






N°	DESCRIPTION	BY	DATE
3	ISSUED FOR REVISED SITE PLAN APPROVAL	MG	2021-04-07
2	ISSUED FOR REVISED SITE PLAN APPROVAL	MG	2021-03-10
0	ISSUED FOR COORDINATION - WIND MITIGATION	JS	2021-02-25

THE GENERAL CONTRACTOR:

- SHALL BE RESPONSIBLE FOR VERIFYING ALL DIMENSIONS ON SITE TO ENSURE COMPLIANCE WITH THE DIMENSIONS GIVEN ON THE DRAWINGS.
- SHALL BE RESPONSIBLE TO IMMEDIATELY SUBMIT A REPORT TO THE ARCHITECT OR ENGINEER OUTLIVING ANY INACCURACIES.
- SHALL NOT TAKE SCALED MEASUREMENTS OFF THE DRAWINGS.
- ANY INDIVIDUAL OR FIRM THAT HAVE RECEIVED ELECTRONIC DOCUMENT SHALL USE THEM AT THEIR OWN RISK. ONLY ORIGINAL DRAWINGS, STAMPED BY THE ARCHITECT, MAY BE USED FOR CONSTRUCTION.



PROJECT:
LEBRETON - PHASE 4-5

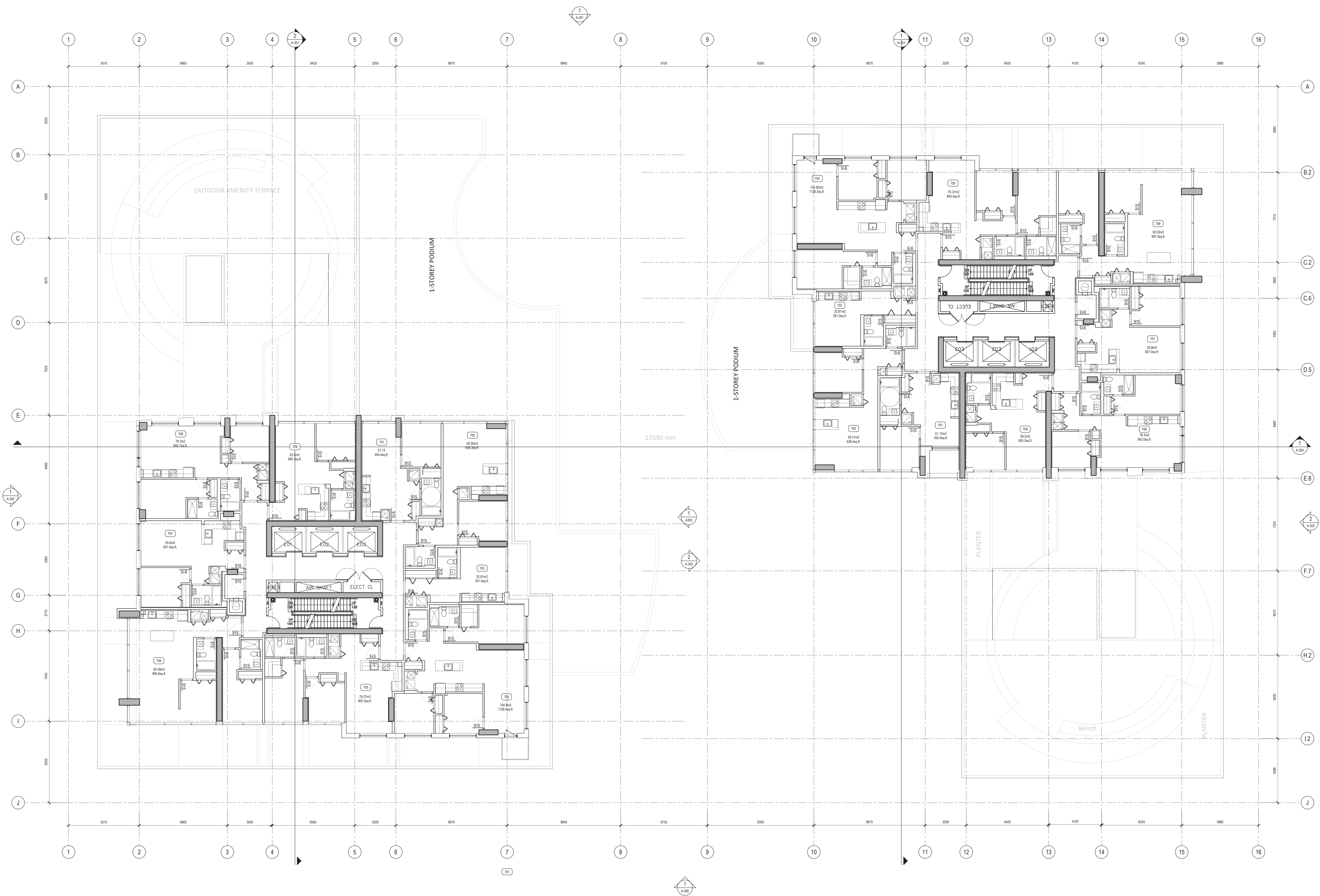
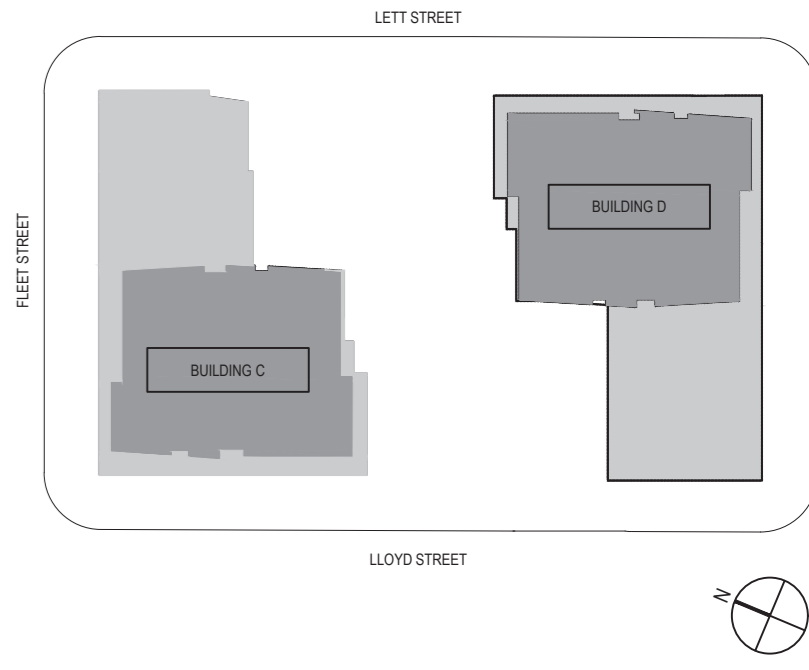

DRAWING TITLE:
PLAN - 6TH FLOOR

DESIGN: NG APPROVED: NG
DRAWN: HLEP DATE: 2020-01-13

VERIFIED: NG SCALE: 1:100

PROJECT N°: 9360-20 DRAWING N°: A-106

1 6TH FLOOR
A-106 1:100



N°	DESCRIPTION	BY	DATE
3	ISSUED FOR REVISED SITE PLAN APPROVAL	MG	2021-04-07
2	ISSUED FOR REVISED SITE PLAN APPROVAL	MG	2021-03-10

- REVISION:
- THE GENERAL CONTRACTOR:
- SHALL BE RESPONSIBLE FOR VERIFYING ALL DIMENSIONS ON SITE TO ENSURE COMPLIANCE WITH THE DIMENSIONS GIVEN ON THE DRAWINGS.
 - SHALL BE RESPONSIBLE TO IMMEDIATELY SUBMIT A REPORT TO THE ARCHITECT OR ENGINEER OUTLIVING ANY INACCURACIES.
 - SHALL NOT TAKE SCALED MEASUREMENTS OF THE DRAWINGS.
 - ANY INDIVIDUAL OR FIRM THAT HAVE RECEIVED ELECTRONIC DOCUMENT SHALL USE THEM AT THEIR OWN RISK. ONLY ORIGINAL DRAWINGS, STAMPED BY THE ARCHITECT, MAY BE USED FOR CONSTRUCTION.

SEAL: **ALAN FOURNIER**
ARCHITECTS
ALAN FOURNIER
LICENCE
6760

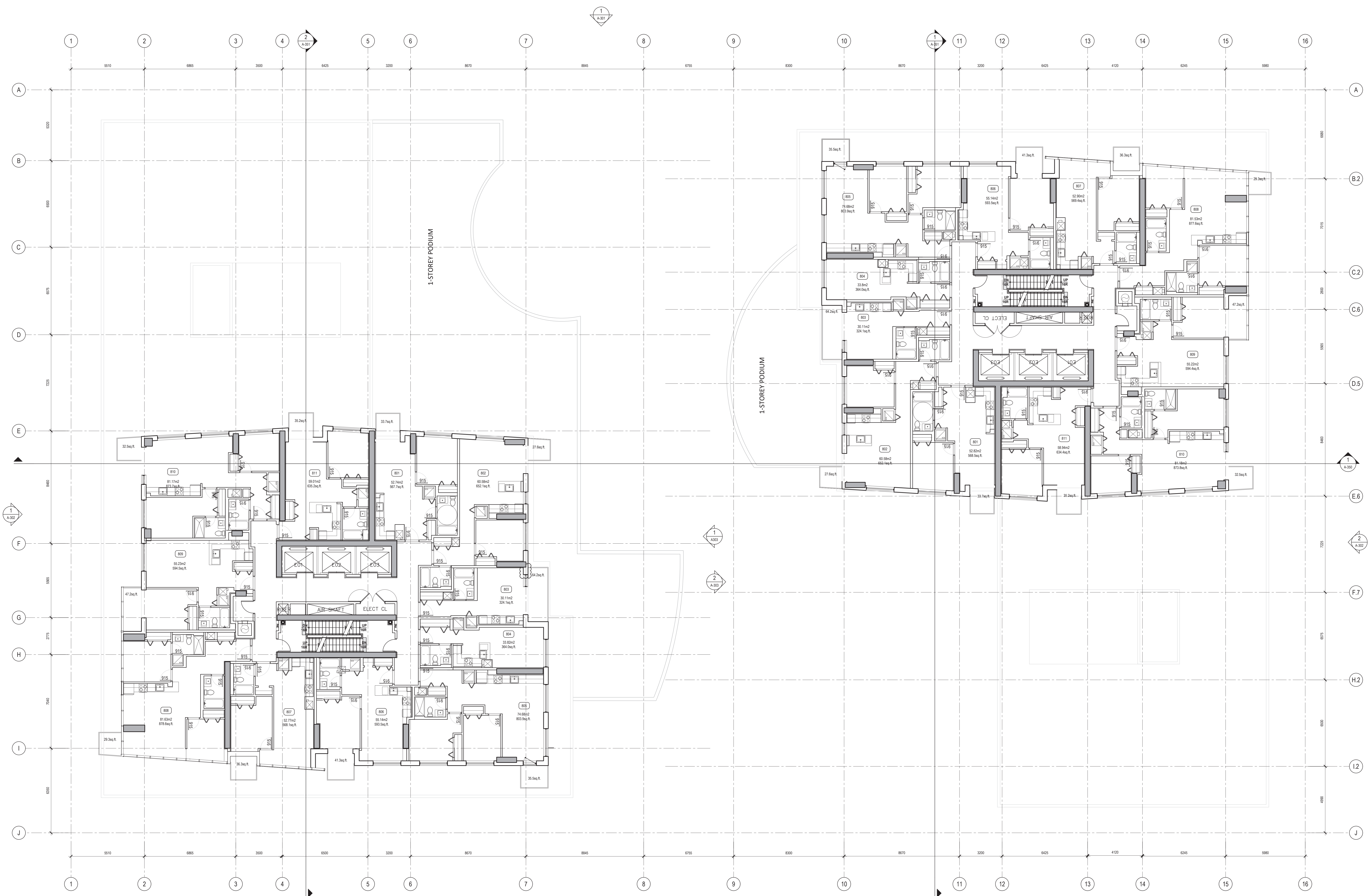
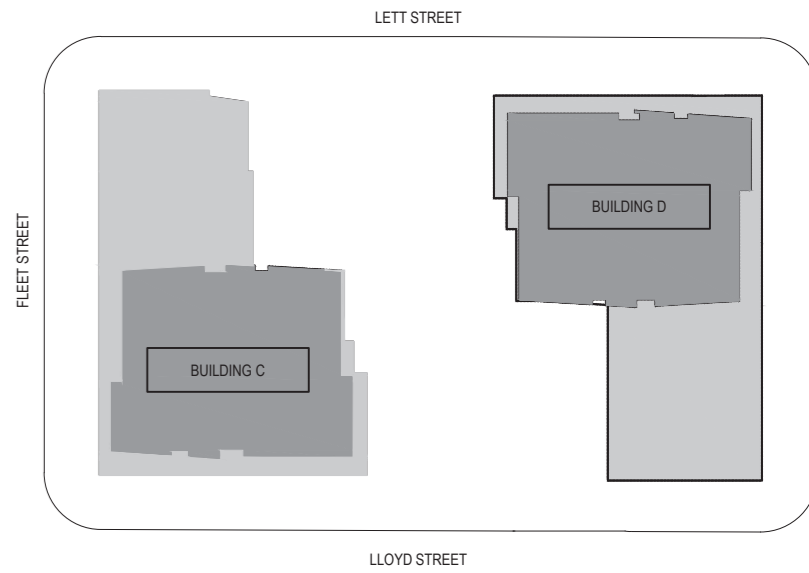

© 2018, EVOQ Architecture Inc.
Intellectual property rights relating to this document being exclusive to EVOQ Architecture Inc. This document may not be forwarded to others, transmitted, downloaded, reproduced or stored in any form, whether print or electronic, without the prior written authorization of EVOQ Architecture Inc. All ideas and other information in this document are specific to this project and may not be used elsewhere without the written authorization of EVOQ Architecture Inc.

PROJECT:
LEBRETON - PHASE 4-5

DRAWING TITLE:
PLAN - 7TH FLOOR

DESIGN:	NG	APPROVED:	NG
DRAWN:	MG/EP	DATE:	2020-01-13
VERIFIED:	NG	SCALE:	1:100
PROJECT N°:	9360-20	DRAWING N°:	A-107

1
A107
7TH FLOOR
PLAN
1:100



3	ISSUED FOR REVISED SITE PLAN APPROVAL	MG	2021-04-07
2	ISSUED FOR REVISED SITE PLAN APPROVAL	MG	2021-03-10

N°	DESCRIPTION	BY	DATE

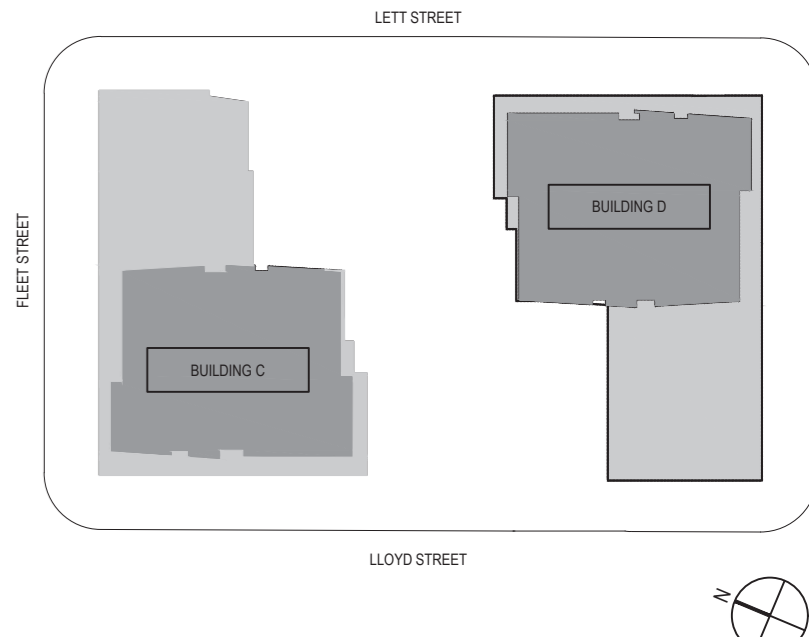

- THE GENERAL CONTRACTOR:
- SHALL BE RESPONSIBLE FOR VERIFYING ALL DIMENSIONS ON SITE TO ENSURE COMPLIANCE WITH THE DIMENSIONS GIVEN ON THE DRAWINGS.
 - SHALL BE RESPONSIBLE TO IMMEDIATELY SUBMIT A REPORT TO THE ARCHITECT OR ENGINEER OUTLIVING ANY INACCURACIES.
 - SHALL NOT TAKE SCALED MEASUREMENTS OFF THE DRAWINGS.
 - ANY INDIVIDUAL OR FIRM THAT HAVE RECEIVED ELECTRONIC DOCUMENT SHALL USE THEM AT THEIR OWN RISK. ONLY ORIGINAL DRAWINGS, STAMPED BY THE ARCHITECT, MAY BE USED FOR CONSTRUCTION.

SEAL: **ALAIN FOURNER**
ARCHITECT
LICENCE 6760

PROJECT:
LEBRETON - PHASE 4-5

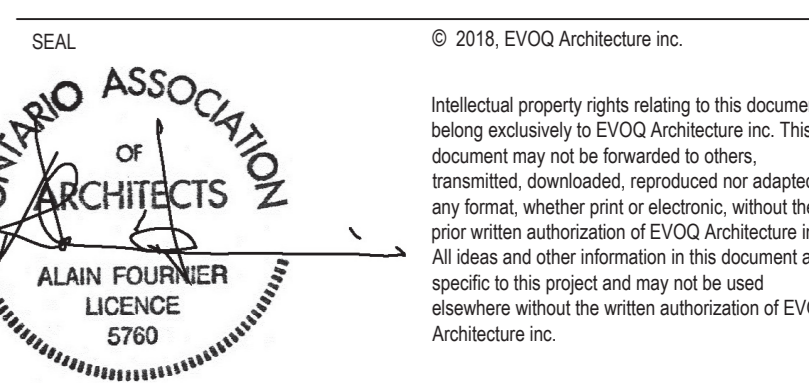
DRAWING TITLE:
PLAN - TYPICAL FLOOR 1

DESIGN:	NG	APPROVED:	NG
DRAWN:	NG/EP	DATE:	2020-01-13
VERIFIED:	NG	SCALE:	1:100
PROJECT N°:	9360-20	DRAWING N°:	A-108



NO.	DESCRIPTION	BY	DATE
3	ISSUED FOR REVISED SITE PLAN APPROVAL	MG	2021-04-07
2	ISSUED FOR REVISED SITE PLAN APPROVAL	MG	2021-03-10

- THE GENERAL CONTRACTOR:
- SHALL BE RESPONSIBLE FOR VERIFYING ALL DIMENSIONS ON SITE TO ENSURE COMPLIANCE WITH THE DIMENSIONS GIVEN ON THE DRAWINGS.
 - SHALL BE RESPONSIBLE TO IMMEDIATELY SUBMIT A REPORT TO THE ARCHITECT OR ENGINEER OUTLIVING ANY INACCURACIES.
 - SHALL NOT TAKE SCALED MEASUREMENTS OF THE DRAWINGS.
 - ANY INDIVIDUAL OR FIRM THAT HAVE RECEIVED ELECTRONIC DOCUMENT SHALL USE THEM AT THEIR OWN RISK. ONLY ORIGINAL DRAWINGS, STAMPED BY THE ARCHITECT, MAY BE USED FOR CONSTRUCTION.

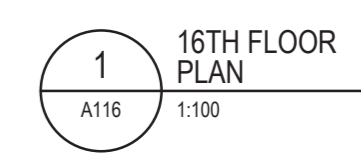


PROJECT:
LEBRETON - PHASE 4-5

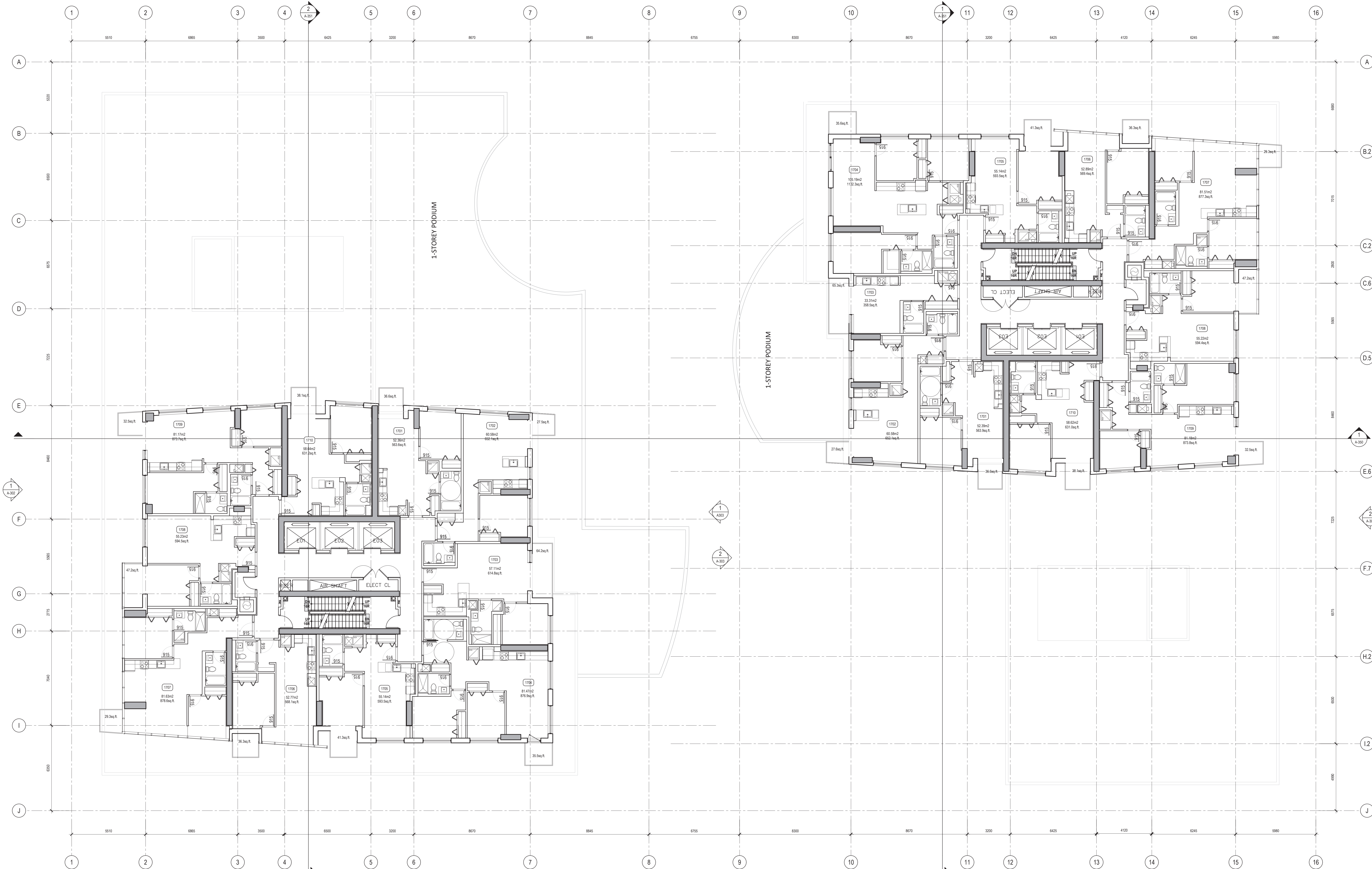
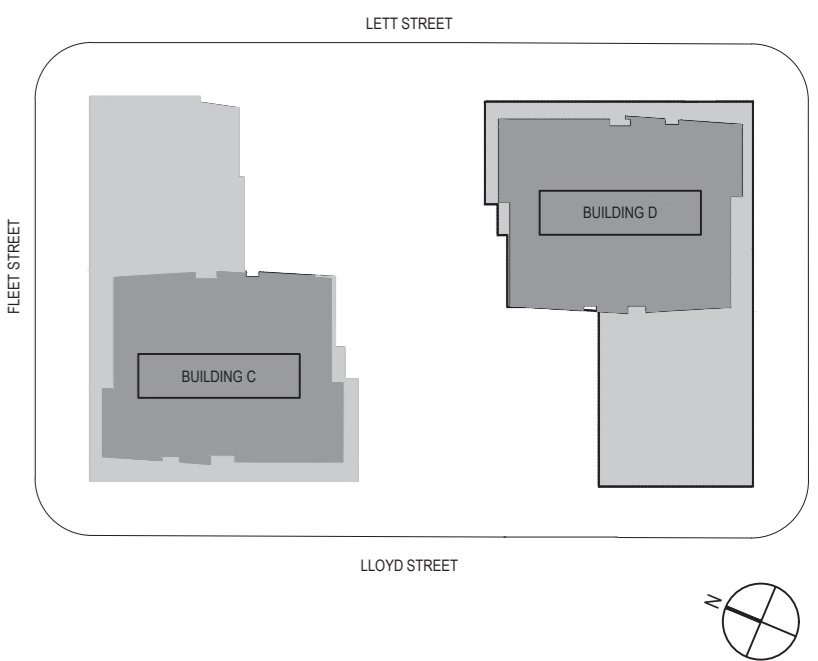
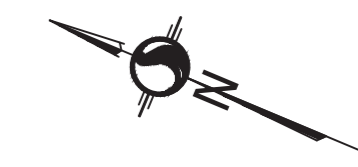
DRAWING TITLE:
PLAN - 16TH FLOOR

DESIGN:	NG	APPROVED:	NG
DRAWN:	MG/EP	DATE:	2020-01-13
VERIFIED:	NG	SCALE:	1:100

PROJECT NO: **9360-20** DRAWING NO: **A-116**



16TH FLOOR
PLAN
1:100



17TH - 25TH FLOOR

17TH - 30TH FLOOR

N°	DESCRIPTION	BY	DATE
3	ISSUED FOR REVISED SITE PLAN APPROVAL	NG	2021-04-07
2	ISSUED FOR REVISED SITE PLAN APPROVAL	NG	2021-03-10

THE GENERAL CONTRACTOR:

- SHALL BE RESPONSIBLE FOR VERIFYING ALL DIMENSIONS ON SITE TO ENSURE COMPLIANCE WITH THE DIMENSIONS GIVEN ON THE DRAWINGS.
- SHALL BE RESPONSIBLE TO IMMEDIATELY SUBMIT A REPORT TO THE ARCHITECT OR ENGINEER OUTLIVING ANY INACCURACIES.
- SHALL NOT TAKE SCALED MEASUREMENTS OFF THE DRAWINGS.
- ANY INDIVIDUAL OR FIRM THAT HAVE RECEIVED ELECTRONIC DOCUMENTS SHALL USE THEM AT THEIR OWN RISK. ONLY ORIGINAL DRAWINGS, STAMPED BY THE ARCHITECT, MAY BE USED FOR CONSTRUCTION.

SEAL: **ALAN FOURNIER** ARCHITECTS
ALAN FOURNIER LICENCE 6760

© 2018, EVOQ Architecture Inc.
Intellectual property rights relating to this document being exclusive to EVOQ Architecture Inc. This document may not be forwarded to others, transmitted, downloaded, reproduced or stored in any format, whether print or electronic, without the prior written authorization of EVOQ Architecture Inc. All ideas and other information in this document are specific to this project and may not be used elsewhere without the written authorization of EVOQ Architecture Inc.

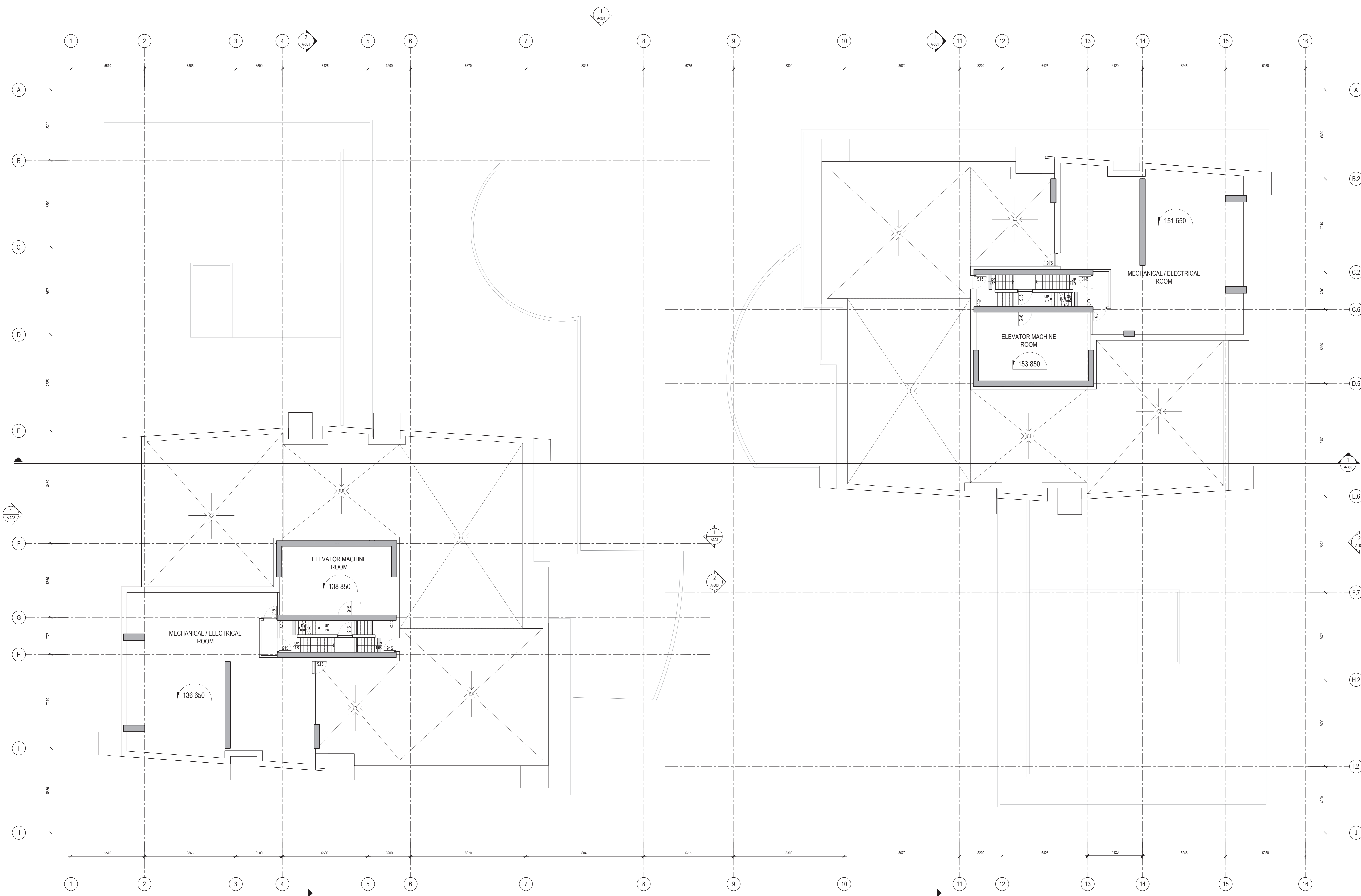
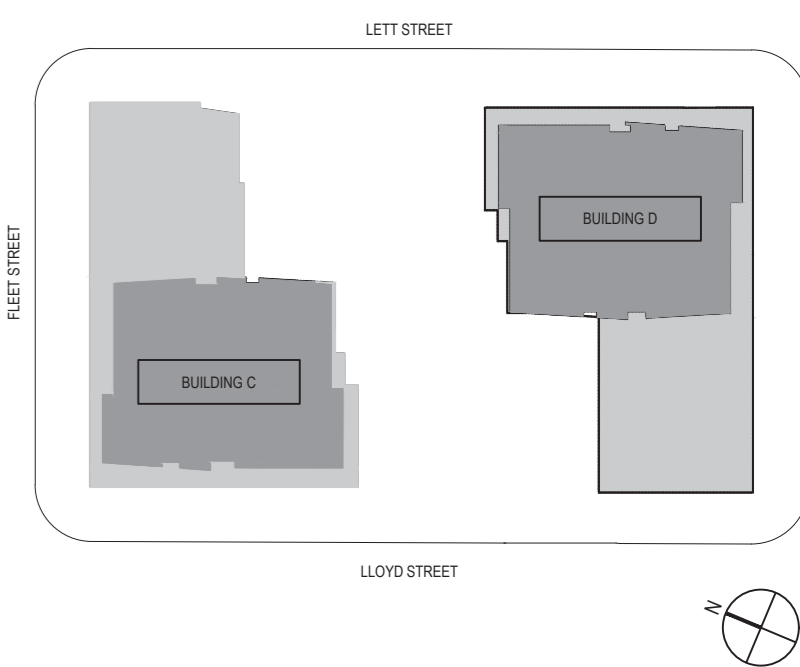

PROJECT: **LEBRETON - PHASE 4-5**

DRAWING TITLE: **PLAN - TYPICAL FLOOR 2**

DESIGN: NG	APPROVED: NG
DRAWN: HGLSP	DATE: 2020-01-13
VERIFIED: NG	SCALE: 1:100

PROJECT N°: **9360-20** DRAWING N°: **A-117**

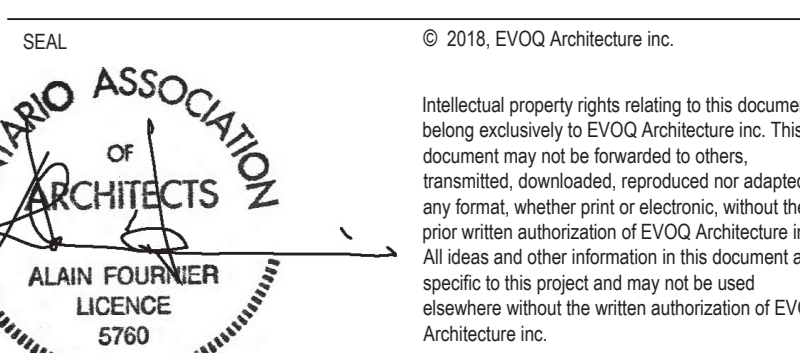
1 17TH - 25/30TH FLOOR PLAN A117 1:100



3	ISSUED FOR REVISED SITE PLAN APPROVAL	NG	2021-04-07
2	ISSUED FOR REVISED SITE PLAN APPROVAL	NG	2021-03-10

N°	DESCRIPTION	BY	DATE
REVISION:			

- THE GENERAL CONTRACTOR:
- SHALL BE RESPONSIBLE FOR VERIFYING ALL DIMENSIONS ON SITE TO ENSURE COMPLIANCE WITH THE DIMENSIONS GIVEN ON THE DRAWINGS.
 - SHALL BE RESPONSIBLE TO IMMEDIATELY SUBMIT A REPORT TO THE ARCHITECT OR ENGINEER OUTLIVING ANY INADEQUACIES.
 - SHALL NOT TAKE SCALED MEASUREMENTS OF THE DRAWINGS.
 - ANY INDIVIDUAL OR FIRM THAT HAVE RECEIVED ELECTRONIC DOCUMENT SHALL USE THEM AT THEIR OWN RISK. ONLY ORIGINAL DRAWINGS, STAMPED BY THE ARCHITECT, MAY BE USED FOR CONSTRUCTION.



PROJECT:
LEBRETON - PHASE 4-5

DRAWING TITLE:
PLAN - MECHANICAL FLOOR 1

DESIGN:	NG	APPROVED:	NG
DRAWN:	NG/EP	DATE:	2020-01-13
VERIFIED:	NG	SCALE:	1:100

PROJECT N°: 9360-20 DRAWING N°: A-MECH1

CLIENT:

210 Galloway Avenue
OTTAWA, ONTARIO K2P 0Y6
T: (613) 233-8037 F: (613) 233-8250

ARCHITECTS:

EVOQ

1425, RUE SAINT-ALEXANDRE, BUREAU 3000
MONTRÉAL, QUÉBEC H3A 0M4
T: 514 993-3400 F: 514 993-3498
info@evoqarchitects.com

LANDSCAPE ARCHITECTS:

James B. Lennox and Associates Inc.
Landscape Architects

361 Helen Avenue South
Ottawa, Ontario, K1Y 1A5 T: (613) 722-9166

STRUCTURAL ENGINEERS:

GOODEVE STRUCTURAL INC.

MECHANICAL - ELECTRICAL ENGINEERS TOPOGRAPHICAL SURVEYOR

Smith + Andersen **Stantec**

1600 Carling Ave. Suite 530
Ottawa, ON K1C 1G3
Tel: (613) 230-1186
smithanderson.com

1331 Clyde Ave Suite 400
Ottawa, ON K1C 3K4
Tel: (613) 722-4422
stantec.com

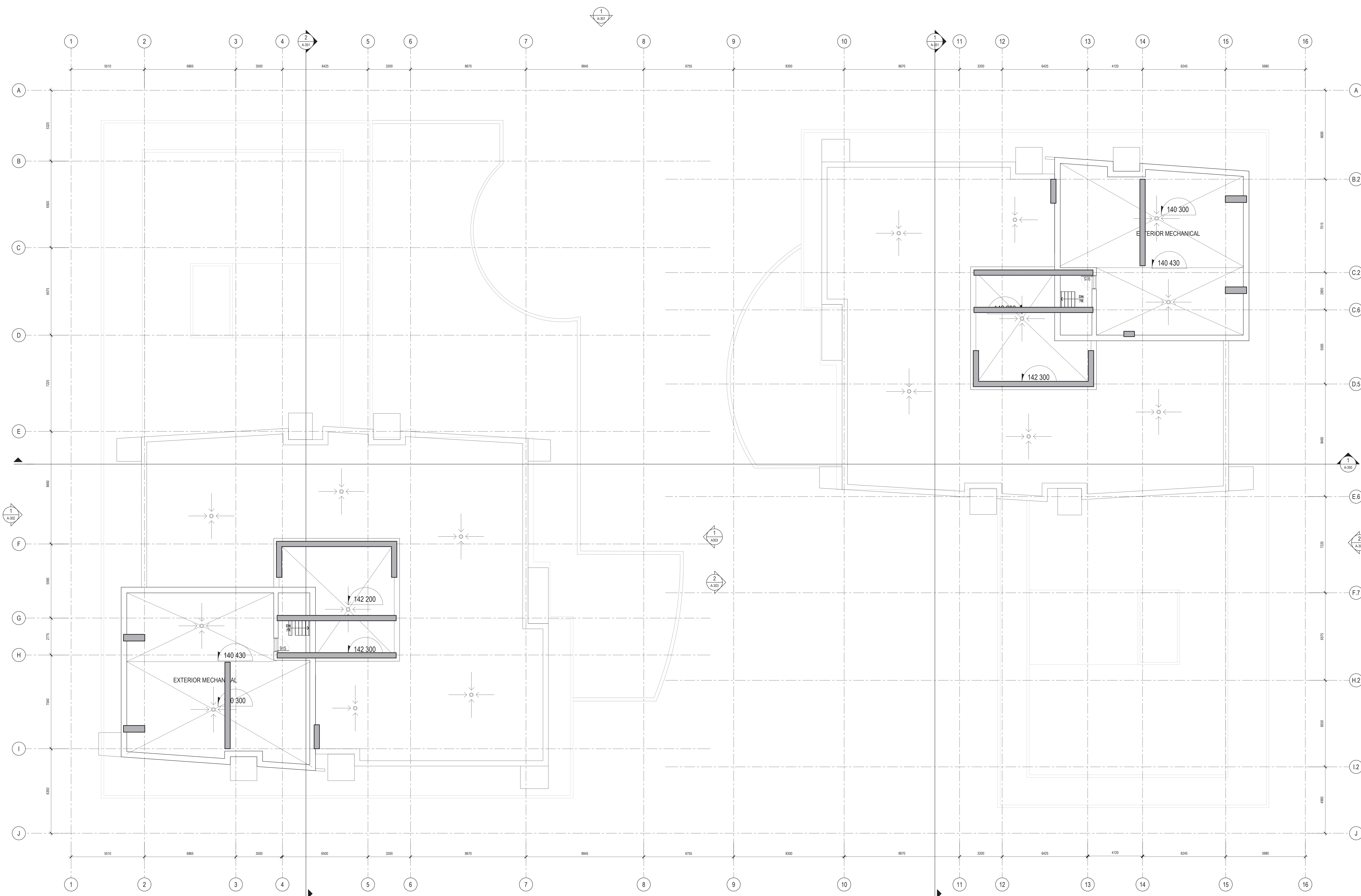
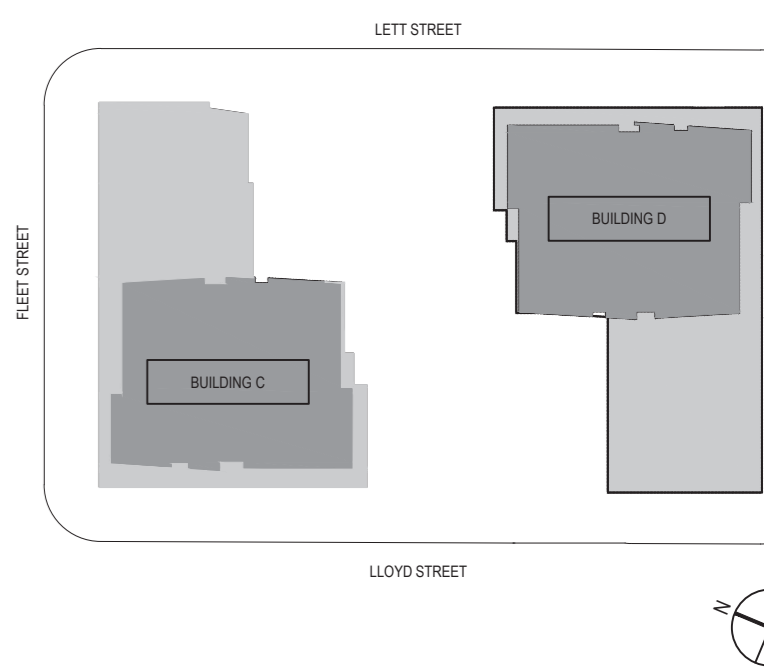
CIVIL ENGINEERS:

NOVATECH
ENGINEERING CONSULTANTS LTD.
ENGINEERS & PLANNERS
Suite 305, 886 McLeod Corporate Dr.
Ottawa, Ontario, Canada K1M 0M6
Tel: (613) 236-8802
Fax: (613) 236-8807
Email: novatech@novatech-eng.com

URBAN DESIGN CONSULTANTS:

URBAN STRATEGIES INC.
197 Spadina Avenue Suite 600
Toronto, ON M5T 2C8
Tel: (416) 593-9004
urbanstrategies.com

KEY PLAN:



N°	DESCRIPTION	BY	DATE
3	ISSUED FOR REVISED SITE PLAN APPROVAL	NG	2021-04-07
2	ISSUED FOR REVISED SITE PLAN APPROVAL	NG	2021-03-10

THE GENERAL CONTRACTOR:

- SHALL BE RESPONSIBLE FOR VERIFYING ALL DIMENSIONS ON SITE TO ENSURE COMPLIANCE WITH THE DIMENSIONS GIVEN ON THE DRAWINGS.
- SHALL BE RESPONSIBLE TO IMMEDIATELY SUBMIT A REPORT TO THE ARCHITECT OR ENGINEER OUTLining ANY INACCURACIES.
- SHALL NOT TAKE SCALED MEASUREMENTS OF THE DRAWINGS.
- ANY INDIVIDUAL OR FIRM THAT HAVE RECEIVED ELECTRONIC DOCUMENTS SHALL USE THEM AT THEIR OWN RISK. ONLY ORIGINAL DRAWINGS, STAMPED BY THE ARCHITECT, MAY BE USED FOR CONSTRUCTION.

SEAL: **ALAN FOURNIER**
ARCHITECTS
ALAN FOURNIER
LICENCE
6760

© 2018, EVOQ Architecture Inc.
Intellectual property rights relating to this document being exclusive to EVOQ Architecture Inc. This document may not be forwarded to others, transmitted, downloaded, reproduced or stored in any format, whether print or electronic, without the prior written authorization of EVOQ Architecture Inc. All ideas and other information in this document are specific to this project and may not be used elsewhere without the written authorization of EVOQ Architecture Inc.

PROJECT: **LEBRETON - PHASE 4-5**

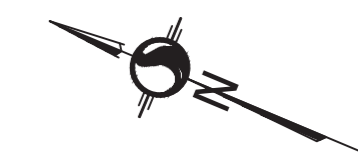
DRAWING TITLE: **PLAN - MECHANICAL FLOOR 2**

DESIGN: NG	APPROVED: NG
DRAWN: NG/SP	DATE: 2020-01-13
VERIFIED: NG	SCALE: 1:100

PROJECT N°: **9360-20** DRAWING N°: **A-MECH2**

MECHANICAL FLOOR 2
PLAN
1 A-MECH2
1:100

CLIENT:



210 Galloway Avenue
OTTAWA, ONTARIO K2P 0Y6
T: (613) 233-8037 F: (613) 233-8250

ARCHITECTS:

EVOQ

1425, RUE SAINT-ALEXANDRE, BUREAU 3000
MONTRÉAL, QUÉBEC H3A 0M4
T: 514 993-8400 F: 514 993-9858
info@evoqarchitects.com

LANDSCAPE ARCHITECTS:

James B. Lennox and Associates Inc.
Landscape Architects

361 Hester Avenue South
Ottawa, Ontario, K1Y 1A5 T: (613) 722-9166

STRUCTURAL ENGINEERS:

GOODEVE STRUCTURAL INC.
1000-1000
1000-1000

MECHANICAL - ELECTRICAL ENGINEERS TOPOGRAPHICAL SURVEYOR:

Smith + Andersen

Stantec

1600 Carling Ave. Suite 530
Ottawa, ON K1C 1G3
Tel: (613) 238-1186
smithanderson.com

1331 Clyde Ave. Suite 600
Ottawa, ON K1C 3K4
Tel: (613) 722-4422
stantec.com

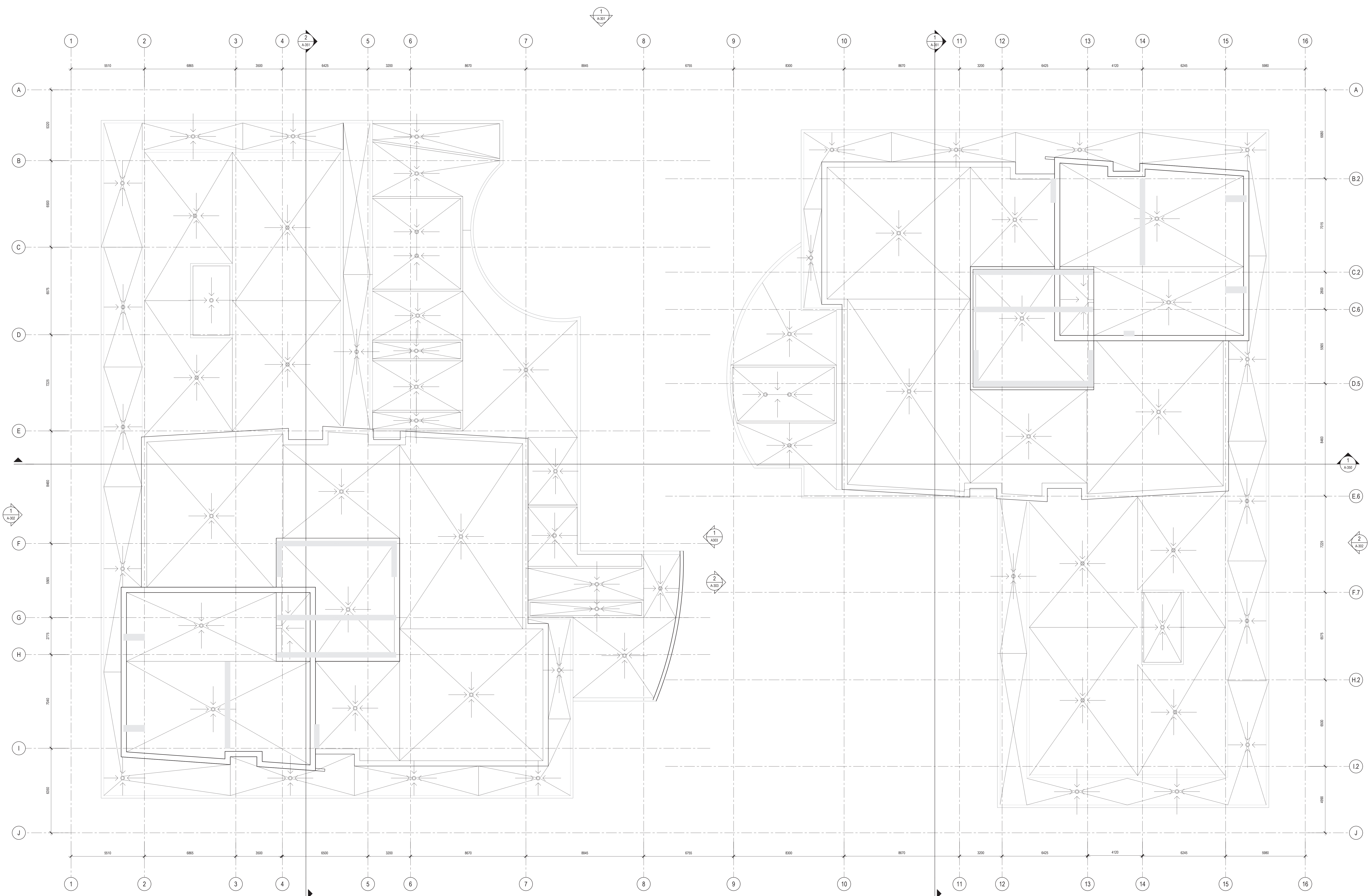
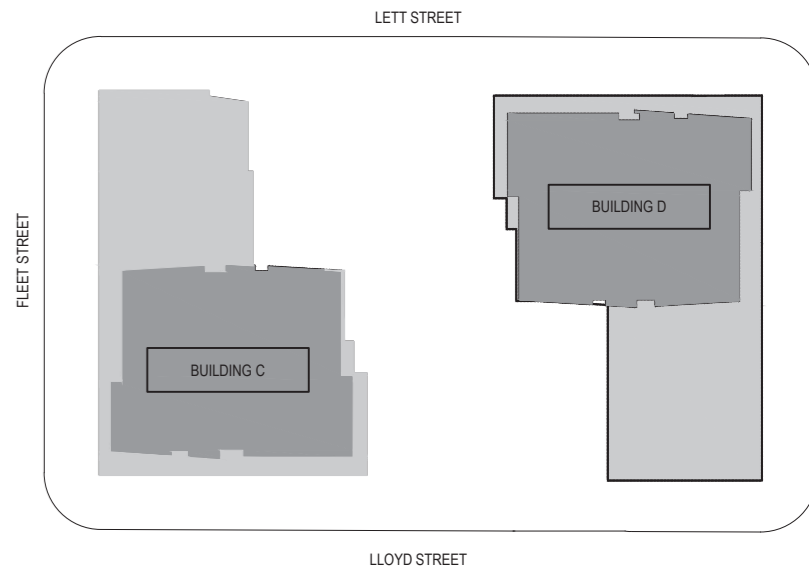
CIVIL ENGINEERS:

URBAN DESIGN CONSULTANTS:

NOVATECH
ENGINEERING CONSULTANTS LTD.
ENGINEERS & PLANNERS
Suite 205, 286 Michael Complex Dr.
Ottawa, Ontario, Canada K1M 0M6
Tel: (613) 246-8802
Fax: (613) 246-8807
novatech@novatech-ecp.com

URBAN STRATEGIES INC.
197 Spadina Avenue Suite 600
Toronto, ON M5T 2C8
Tel: (416) 593-9004
urbanstrategies.com

KEY PLAN:



3	ISSUED FOR REVISED SITE PLAN APPROVAL	NG	2021-04-07
2	ISSUED FOR REVISED SITE PLAN APPROVAL	NG	2021-03-10

N°	DESCRIPTION	BY	DATE
REVISION:			

- THE GENERAL CONTRACTOR:
- SHALL BE RESPONSIBLE FOR VERIFYING ALL DIMENSIONS ON SITE TO ENSURE COMPLIANCE WITH THE DIMENSIONS GIVEN ON THE DRAWINGS.
 - SHALL BE RESPONSIBLE TO IMMEDIATELY SUBMIT A REPORT TO THE ARCHITECT OR ENGINEER OUTLIVING ANY INADEQUACIES.
 - SHALL NOT TAKE SCALED MEASUREMENTS OFF THE DRAWINGS.
 - ANY INDIVIDUAL OR FIRM THAT HAVE RECEIVED ELECTRONIC DOCUMENT SHALL USE THEM AT THEIR OWN RISK. ONLY ORIGINAL DRAWINGS, STAMPED BY THE ARCHITECT, MAY BE USED FOR CONSTRUCTION.

SEAL: © 2018, EVOQ Architecture Inc.
Intellectual property rights relating to this document being exclusive to EVOQ Architecture Inc. This document may not be forwarded to others, transmitted, downloaded, reproduced or stored in any format, whether print or electronic, without the prior written authorization of EVOQ Architecture Inc. All ideas and other information in this document are specific to this project and may not be used elsewhere without the written authorization of EVOQ Architecture Inc.

PROJECT:
LEBRETON - PHASE 4-5

DRAWING TITLE:
PLAN - ROOF

DESIGN:	NG	APPROVED:	NG
DRAWN:	NG/EP	DATE:	2020-01-13
VERIFIED:	NG	SCALE:	1:100

PROJECT N°: **9360-20** DRAWING N°: **A-ROOF**

1
A-ROOF
ROOF LEVEL
PLAN
1:100



LEGEND - MATERIALS

- MC 1.1 BRICK SOLID GREY BRICK (GRADE 2.5, 200MM x 100MM x 65MM)
- MC 1.2 MASONRY (200MM x 100MM x 65MM)
- MC 2.1 METALLIC CLADDING (200MM x 100MM x 65MM)
- HR 3.1 ALUMINUM GLAREAL SYSTEM - PTFE COATED GLASS PANEL
- HR 3.2 ALUMINUM GLAREAL SYSTEM - PTFE COATED GLASS PANEL (TRANSLUCENT)
- HR 3.3 ALUMINUM GLAREAL SYSTEM - PTFE COATED GLASS PANEL (TRANSLUCENT)
- HR 3.4 ALUMINUM GLAREAL SYSTEM - PTFE COATED GLASS PANEL (TRANSLUCENT)
- CW 1 WINDOW AND CURTAIN WALL - FRAME MOUNTED ALUMINUM PANEL / WINDOW (200MM x 100MM x 65MM)
- CW 2 STRUCTURAL SILICONE JOINT CURTAIN WALL GLAZING SYSTEM
- CW 3 WINDOW AND CURTAIN WALL - PANEL MOUNTED ALUMINUM PANEL / WINDOW (200MM x 100MM x 65MM)
- WC 2.1 WOOD CLADDING

GENERAL NOTES

1. ALL GLASS TO CONFORM TO CAN/CSG-12-Z0-M82
2. WINDOWS IN PUBLIC AREA TO CONFORM TO CBC 2015 3.3.1.19.1
3. USE TEmPERED GLASS WHERE REQUIRED TO MEET MINIMUM STRENGTH REQUIREMENTS

210 Gattrose Avenue
OTTAWA, ONTARIO K2P 0Y9
T: 813 225-2022 F: 813 225-4550

EVOQ

363 RUE SAINT-ALEXANDRE, BUREAU 3000
MONTRÉAL, QUÉBEC, H3A 2M4
T: 514 393 3400 F: 514 393 3498
info@evoproject.com

James B. Lennox and Associates Inc.
Landscape Architects

361 Helen Avenue South
Ottawa, Ontario, K1Y 1A6 T: (613) 722 9168

GOODEVE STRUCTURAL INC.
2755 EASTERN AVENUE, SUITE 200
OTTAWA, ONTARIO K1M 1S3
T: (613) 722-3233 F: (613) 722-3233
info@goodeve.com

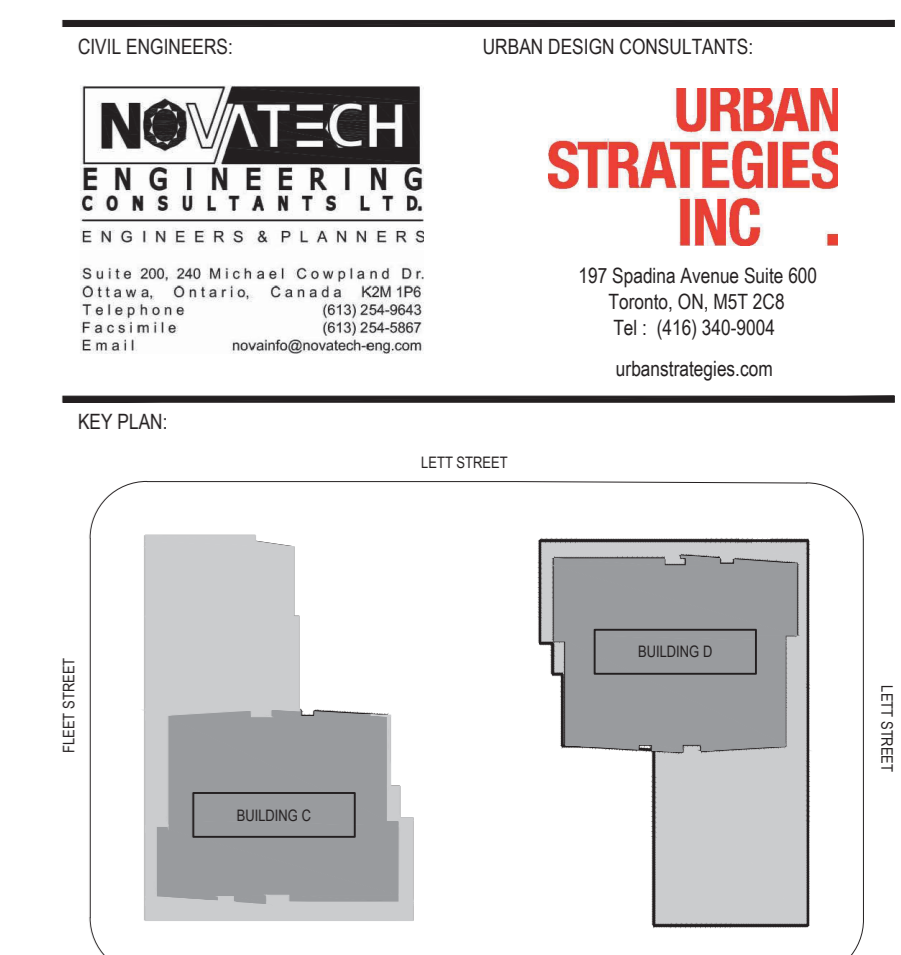
Smith + Andersen **Stantec**

1600 Carling Ave. Suite 530
Ottawa, ON K2C 1S2
Tel: (613) 231-1186
smithandersen.com

1331 Clyde Ave Suite 600
Ottawa, ON K2C 2K4
Tel: (613) 722-4422
stantec.com

NOVATECH ENGINEERING CONSULTANTS
1015 GARDEN STREET, SUITE 306
OTTAWA, ONTARIO K1N 8M3
Tel: (613) 238-4822
Email: novatech@novatech-eng.com

URBAN STRATEGIES INC.
197 Spadina Avenue Suite 600
Toronto, ON M5T 2C8
Tel: (416) 596-8004
urbanstrategies.com



Nº	DESCRIPTION	BY	DATE
3	ISSUED FOR REVISED SITE PLAN APPROVAL	NG	2021-04-07
2	ISSUED FOR REVISED SITE PLAN APPROVAL	NG	2021-03-10
1	ISSUED FOR COORDINATION - STRUCTURAL	JG	2021-03-01
0	ISSUED FOR COORDINATION	JG	2021-02-26

THE GENERAL CONTRACTOR:

1. SHALL BE RESPONSIBLE FOR VERIFYING ALL DIMENSIONS ON SITE TO ENSURE COMPLIANCE WITH THE DIMENSIONS SHOWN ON THE DRAWINGS
2. SHALL BE RESPONSIBLE TO IMMEDIATELY SUBMIT A REPORT TO THE ARCHITECT OR ENGINEER ON ANY DISCREPANCIES
3. SHALL NOT TAKE SCALED MEASUREMENTS OFF THE DRAWINGS
4. ANY INDIVIDUAL OR FIRM THAT HAS RECEIVED ELECTRONIC DOCUMENTS SHALL USE THEM AT THEIR OWN RISK. ONLY ORIGINAL DRAWINGS, STAMPED BY THE ARCHITECT, MAY BE USED FOR CONSTRUCTION.

© 2018, EVOQ Architecture Inc.

Intellectual property rights relating to this document being exclusive to EVOQ Architecture Inc. This document may not be forwarded to others, transmitted, downloaded, reproduced or stored in any form, whether print or electronic, without the prior written authorization of EVOQ Architecture Inc. All ideas and other information in this document are specific to this project and may not be used elsewhere without the written authorization of EVOQ Architecture Inc.

ALAIN FOURNIER
LICENCE 6760

PROJECT:
LEBRETON - PHASE 4-5

DRAWING TITLE:
LLOYD STREET ELEVATIONS

DESIGN: NG **APPROVED:** NG

DRAWN: HLEJ/PS **DATE:** 2020-07-13

VERIFIED: NG **SCALE:** 1:200

PROJECT N°: 9360-20 **DRAWING N°:** A-300

1
A-300
LLOYD STREET ELEVATIONS
1:200



LEGEND - MATERIALS

- M1.1 BRICK SOLID GRAY BRICK
- M1.2 BRICK FULL SMOOTH
- M1.3 MASONRY BRICK & CEMENT
- M1.4 MASONRY BRICK & CEMENT
- M1.5 METAL CLADDING
- M1.6 METAL CLADDING
- M1.7 METAL CLADDING
- M1.8 METAL CLADDING
- M1.9 METAL CLADDING
- M1.10 METAL CLADDING
- M1.11 METAL CLADDING
- M1.12 METAL CLADDING
- M1.13 METAL CLADDING
- M1.14 METAL CLADDING
- M1.15 METAL CLADDING
- M1.16 METAL CLADDING
- M1.17 METAL CLADDING
- M1.18 METAL CLADDING
- M1.19 METAL CLADDING
- M1.20 METAL CLADDING
- M1.21 METAL CLADDING
- M1.22 METAL CLADDING
- M1.23 METAL CLADDING
- M1.24 METAL CLADDING
- M1.25 METAL CLADDING
- M1.26 METAL CLADDING
- M1.27 METAL CLADDING
- M1.28 METAL CLADDING
- M1.29 METAL CLADDING
- M1.30 METAL CLADDING
- M1.31 METAL CLADDING
- M1.32 METAL CLADDING
- M1.33 METAL CLADDING
- M1.34 METAL CLADDING
- M1.35 METAL CLADDING
- M1.36 METAL CLADDING
- M1.37 METAL CLADDING
- M1.38 METAL CLADDING
- M1.39 METAL CLADDING
- M1.40 METAL CLADDING
- M1.41 METAL CLADDING
- M1.42 METAL CLADDING
- M1.43 METAL CLADDING
- M1.44 METAL CLADDING
- M1.45 METAL CLADDING
- M1.46 METAL CLADDING
- M1.47 METAL CLADDING
- M1.48 METAL CLADDING
- M1.49 METAL CLADDING
- M1.50 METAL CLADDING
- M1.51 METAL CLADDING
- M1.52 METAL CLADDING
- M1.53 METAL CLADDING
- M1.54 METAL CLADDING
- M1.55 METAL CLADDING
- M1.56 METAL CLADDING
- M1.57 METAL CLADDING
- M1.58 METAL CLADDING
- M1.59 METAL CLADDING
- M1.60 METAL CLADDING
- M1.61 METAL CLADDING
- M1.62 METAL CLADDING
- M1.63 METAL CLADDING
- M1.64 METAL CLADDING
- M1.65 METAL CLADDING
- M1.66 METAL CLADDING
- M1.67 METAL CLADDING
- M1.68 METAL CLADDING
- M1.69 METAL CLADDING
- M1.70 METAL CLADDING
- M1.71 METAL CLADDING
- M1.72 METAL CLADDING
- M1.73 METAL CLADDING
- M1.74 METAL CLADDING
- M1.75 METAL CLADDING
- M1.76 METAL CLADDING
- M1.77 METAL CLADDING
- M1.78 METAL CLADDING
- M1.79 METAL CLADDING
- M1.80 METAL CLADDING
- M1.81 METAL CLADDING
- M1.82 METAL CLADDING
- M1.83 METAL CLADDING
- M1.84 METAL CLADDING
- M1.85 METAL CLADDING
- M1.86 METAL CLADDING
- M1.87 METAL CLADDING
- M1.88 METAL CLADDING
- M1.89 METAL CLADDING
- M1.90 METAL CLADDING
- M1.91 METAL CLADDING
- M1.92 METAL CLADDING
- M1.93 METAL CLADDING
- M1.94 METAL CLADDING
- M1.95 METAL CLADDING
- M1.96 METAL CLADDING
- M1.97 METAL CLADDING
- M1.98 METAL CLADDING
- M1.99 METAL CLADDING
- M1.100 METAL CLADDING

GENERAL NOTES

- ALL GLASS TO CONFORM TO CANOSIB-12-20-080
- WINDOWS IN PUBLIC AREA TO CONFORM TO CBC 2012 3.3.1 (1P-0)
- USE THERMALLY BROKEN GLASS WHERE REQUIRED TO MEET MINIMUM STRENGTH REQUIREMENTS

CLIENT:
210 Galloway Avenue
OTTAWA, ONTARIO K2P 2Y8
T: (613) 233-8037 F: (613) 233-8550

ARCHITECTS:
EVOQ
1425, RUE SAINT-ALEXANDRE, BUREAU 1000
MONTRÉAL, QUÉBEC H3A 2M4
T: 514-933-3400 F: 514-933-3458
info@evoqarchitect.com

LANDSCAPE ARCHITECTS:
James B. Lennox and Associates Inc.
Landscape Architects
361 Hester Avenue South
Ottawa, Ontario, K1Y 1A5 T: (613) 722-5168

STRUCTURAL ENGINEERS:
GOODEVE STRUCTURAL INC.
1100 GERRARD STREET EAST
TORONTO, ONTARIO M4E 1B7
T: (416) 461-1111 F: (416) 461-1112
info@godeve.com

MECHANICAL - ELECTRICAL ENGINEERS TOPOGRAPHICAL SURVEYOR:
Smith + Andersen **Stantec**
1600 Carling Ave. Suite 530 Ottawa, ON K1C 1G3 Tel: (613) 233-1186 smithanderson.com
1331 Clyde Ave Suite 600 Ottawa, ON K1C 3K4 Tel: (613) 722-4422 startec.com

CIVIL ENGINEERS URBAN DESIGN CONSULTANTS:
NOVATECH ENGINEERING CONSULTANTS LTD. **URBAN STRATEGIES INC.**
Suite 306, 286 McLeod Corporate Dr. Ottawa, Ontario, Canada K1M 1B9 Tel: (613) 238-8800 Fax: (613) 238-8802 Email: novatech@novatech-engineering.com
197 Spadina Avenue Suite 600 Toronto, ON M5T 2C8 Tel: (416) 593-9004 urbanstrategies.com

KEY PLAN

3 ISSUED FOR REVISED SITE PLAN APPROVAL MG 2021-04-07
2 ISSUED FOR REVISED SITE PLAN APPROVAL MG 2021-03-10
1 ISSUED FOR COORDINATION - STRUCTURAL JG 2021-03-01
0 ISSUED FOR COORDINATION JG 2021-02-26

REVISION:

THE GENERAL CONTRACTOR:
1. SHALL BE RESPONSIBLE FOR VERIFYING ALL DIMENSIONS ON SITE TO ENSURE COMPLIANCE WITH THE DIMENSIONS GIVEN ON THE DRAWINGS.
2. SHALL BE RESPONSIBLE TO IMMEDIATELY SUBMIT A REPORT TO THE ARCHITECT OR ENGINEER OUTLINDING ANY INACCURACIES.
3. SHALL NOT TAKE SCALED MEASUREMENTS OFF THE DRAWINGS.
4. ANY INDIVIDUAL OR FIRM THAT HAS RECEIVED ELECTRONIC DOCUMENT SHALL USE THEM AT THEIR OWN RISK. ONLY ORIGINAL DRAWINGS, STAMPED BY THE ARCHITECT, MAY BE USED FOR CONSTRUCTION.

SEAL
ONTARIO ASSOCIATION OF ARCHITECTS
ALAN FOURNIER
LICENCE 6760

PROJECT:
LEBRETON - PHASE 4-5

DRAWING TITLE:
LETT STREET ELEVATIONS



DESIGN: NG APPROVED: NG
DRAWN: HLE/JPB DATE: 2020-01-13
VERIFIED: NG SCALE: 1:200
PROJECT NO: 9360-20 DRAWING NO: A-301

LEGEND - MATERIALS

- M1.1 BRICK SOLID GRAY BRICK (BLACK FILL SMOOTH)
- M1.2 MASONRY BRICK & CAPPEL FORMALITE
- M2.1 METALLIC CLADDING (SOLID/ACCIDENTAL) (HEAVY ENGINEERING STEEL)
- M2.2 PRE-FORMED ALUMINUM PANELS (SUNSHINE BRICK)
- M2.3 ALUMINUM GLAZING SYSTEM - CLEAR TEMPERED GLASS PANEL
- M3.1 ALUMINUM GLAZING SYSTEM - PORCELAIN ALUMINUM PANEL
- M3.2 ALUMINUM GLAZING SYSTEM - SILVER-TINTED GLASS PANEL (TRANSLUCENT)
- M3.3 ALUMINUM GLAZING SYSTEM - TINTED GLASS PANEL (TRANSLUCENT)
- M3.4 ALUMINUM GLAZING SYSTEM - TINTED GLASS PANEL (TRANSLUCENT)
- M3.5 ALUMINUM GLAZING SYSTEM - TINTED GLASS PANEL (TRANSLUCENT)
- CW1 WINDOW WALL CLADDING WALL FRAME PRE-FORMED ALUMINUM PANELS (SUNSHINE BRICK)
- CW2 WINDOW WALL CLADDING WALL FRAME PRE-FORMED ALUMINUM PANELS (SUNSHINE BRICK)
- CW3 WINDOW WALL CLADDING WALL FRAME PRE-FORMED ALUMINUM PANELS (SUNSHINE BRICK)
- SW1 WINDOW WALL CLADDING WALL FRAME PRE-FORMED ALUMINUM PANELS (SUNSHINE BRICK)
- SW2 WINDOW WALL CLADDING WALL FRAME PRE-FORMED ALUMINUM PANELS (SUNSHINE BRICK)
- SW3 WINDOW WALL CLADDING WALL FRAME PRE-FORMED ALUMINUM PANELS (SUNSHINE BRICK)
- SW4 WINDOW WALL CLADDING WALL FRAME PRE-FORMED ALUMINUM PANELS (SUNSHINE BRICK)
- SW5 WINDOW WALL CLADDING WALL FRAME PRE-FORMED ALUMINUM PANELS (SUNSHINE BRICK)
- SW6 WINDOW WALL CLADDING WALL FRAME PRE-FORMED ALUMINUM PANELS (SUNSHINE BRICK)
- SW7 WINDOW WALL CLADDING WALL FRAME PRE-FORMED ALUMINUM PANELS (SUNSHINE BRICK)
- SW8 WINDOW WALL CLADDING WALL FRAME PRE-FORMED ALUMINUM PANELS (SUNSHINE BRICK)
- SW9 WINDOW WALL CLADDING WALL FRAME PRE-FORMED ALUMINUM PANELS (SUNSHINE BRICK)
- SW10 WINDOW WALL CLADDING WALL FRAME PRE-FORMED ALUMINUM PANELS (SUNSHINE BRICK)
- SW11 WINDOW WALL CLADDING WALL FRAME PRE-FORMED ALUMINUM PANELS (SUNSHINE BRICK)
- SW12 WINDOW WALL CLADDING WALL FRAME PRE-FORMED ALUMINUM PANELS (SUNSHINE BRICK)
- SW13 WINDOW WALL CLADDING WALL FRAME PRE-FORMED ALUMINUM PANELS (SUNSHINE BRICK)
- SW14 WINDOW WALL CLADDING WALL FRAME PRE-FORMED ALUMINUM PANELS (SUNSHINE BRICK)
- SW15 WINDOW WALL CLADDING WALL FRAME PRE-FORMED ALUMINUM PANELS (SUNSHINE BRICK)
- SW16 WINDOW WALL CLADDING WALL FRAME PRE-FORMED ALUMINUM PANELS (SUNSHINE BRICK)
- SW17 WINDOW WALL CLADDING WALL FRAME PRE-FORMED ALUMINUM PANELS (SUNSHINE BRICK)
- SW18 WINDOW WALL CLADDING WALL FRAME PRE-FORMED ALUMINUM PANELS (SUNSHINE BRICK)
- SW19 WINDOW WALL CLADDING WALL FRAME PRE-FORMED ALUMINUM PANELS (SUNSHINE BRICK)
- SW20 WINDOW WALL CLADDING WALL FRAME PRE-FORMED ALUMINUM PANELS (SUNSHINE BRICK)
- SW21 WINDOW WALL CLADDING WALL FRAME PRE-FORMED ALUMINUM PANELS (SUNSHINE BRICK)
- SW22 WINDOW WALL CLADDING WALL FRAME PRE-FORMED ALUMINUM PANELS (SUNSHINE BRICK)
- SW23 WINDOW WALL CLADDING WALL FRAME PRE-FORMED ALUMINUM PANELS (SUNSHINE BRICK)
- SW24 WINDOW WALL CLADDING WALL FRAME PRE-FORMED ALUMINUM PANELS (SUNSHINE BRICK)
- SW25 WINDOW WALL CLADDING WALL FRAME PRE-FORMED ALUMINUM PANELS (SUNSHINE BRICK)
- SW26 WINDOW WALL CLADDING WALL FRAME PRE-FORMED ALUMINUM PANELS (SUNSHINE BRICK)
- SW27 WINDOW WALL CLADDING WALL FRAME PRE-FORMED ALUMINUM PANELS (SUNSHINE BRICK)
- SW28 WINDOW WALL CLADDING WALL FRAME PRE-FORMED ALUMINUM PANELS (SUNSHINE BRICK)
- SW29 WINDOW WALL CLADDING WALL FRAME PRE-FORMED ALUMINUM PANELS (SUNSHINE BRICK)
- SW30 WINDOW WALL CLADDING WALL FRAME PRE-FORMED ALUMINUM PANELS (SUNSHINE BRICK)
- SW31 WINDOW WALL CLADDING WALL FRAME PRE-FORMED ALUMINUM PANELS (SUNSHINE BRICK)
- SW32 WINDOW WALL CLADDING WALL FRAME PRE-FORMED ALUMINUM PANELS (SUNSHINE BRICK)
- SW33 WINDOW WALL CLADDING WALL FRAME PRE-FORMED ALUMINUM PANELS (SUNSHINE BRICK)
- SW34 WINDOW WALL CLADDING WALL FRAME PRE-FORMED ALUMINUM PANELS (SUNSHINE BRICK)
- SW35 WINDOW WALL CLADDING WALL FRAME PRE-FORMED ALUMINUM PANELS (SUNSHINE BRICK)
- SW36 WINDOW WALL CLADDING WALL FRAME PRE-FORMED ALUMINUM PANELS (SUNSHINE BRICK)
- SW37 WINDOW WALL CLADDING WALL FRAME PRE-FORMED ALUMINUM PANELS (SUNSHINE BRICK)
- SW38 WINDOW WALL CLADDING WALL FRAME PRE-FORMED ALUMINUM PANELS (SUNSHINE BRICK)
- SW39 WINDOW WALL CLADDING WALL FRAME PRE-FORMED ALUMINUM PANELS (SUNSHINE BRICK)
- SW40 WINDOW WALL CLADDING WALL FRAME PRE-FORMED ALUMINUM PANELS (SUNSHINE BRICK)
- SW41 WINDOW WALL CLADDING WALL FRAME PRE-FORMED ALUMINUM PANELS (SUNSHINE BRICK)
- SW42 WINDOW WALL CLADDING WALL FRAME PRE-FORMED ALUMINUM PANELS (SUNSHINE BRICK)
- SW43 WINDOW WALL CLADDING WALL FRAME PRE-FORMED ALUMINUM PANELS (SUNSHINE BRICK)
- SW44 WINDOW WALL CLADDING WALL FRAME PRE-FORMED ALUMINUM PANELS (SUNSHINE BRICK)
- SW45 WINDOW WALL CLADDING WALL FRAME PRE-FORMED ALUMINUM PANELS (SUNSHINE BRICK)
- SW46 WINDOW WALL CLADDING WALL FRAME PRE-FORMED ALUMINUM PANELS (SUNSHINE BRICK)
- SW47 WINDOW WALL CLADDING WALL FRAME PRE-FORMED ALUMINUM PANELS (SUNSHINE BRICK)
- SW48 WINDOW WALL CLADDING WALL FRAME PRE-FORMED ALUMINUM PANELS (SUNSHINE BRICK)
- SW49 WINDOW WALL CLADDING WALL FRAME PRE-FORMED ALUMINUM PANELS (SUNSHINE BRICK)
- SW50 WINDOW WALL CLADDING WALL FRAME PRE-FORMED ALUMINUM PANELS (SUNSHINE BRICK)
- SW51 WINDOW WALL CLADDING WALL FRAME PRE-FORMED ALUMINUM PANELS (SUNSHINE BRICK)
- SW52 WINDOW WALL CLADDING WALL FRAME PRE-FORMED ALUMINUM PANELS (SUNSHINE BRICK)
- SW53 WINDOW WALL CLADDING WALL FRAME PRE-FORMED ALUMINUM PANELS (SUNSHINE BRICK)
- SW54 WINDOW WALL CLADDING WALL FRAME PRE-FORMED ALUMINUM PANELS (SUNSHINE BRICK)
- SW55 WINDOW WALL CLADDING WALL FRAME PRE-FORMED ALUMINUM PANELS (SUNSHINE BRICK)
- SW56 WINDOW WALL CLADDING WALL FRAME PRE-FORMED ALUMINUM PANELS (SUNSHINE BRICK)
- SW57 WINDOW WALL CLADDING WALL FRAME PRE-FORMED ALUMINUM PANELS (SUNSHINE BRICK)
- SW58 WINDOW WALL CLADDING WALL FRAME PRE-FORMED ALUMINUM PANELS (SUNSHINE BRICK)
- SW59 WINDOW WALL CLADDING WALL FRAME PRE-FORMED ALUMINUM PANELS (SUNSHINE BRICK)
- SW60 WINDOW WALL CLADDING WALL FRAME PRE-FORMED ALUMINUM PANELS (SUNSHINE BRICK)
- SW61 WINDOW WALL CLADDING WALL FRAME PRE-FORMED ALUMINUM PANELS (SUNSHINE BRICK)
- SW62 WINDOW WALL CLADDING WALL FRAME PRE-FORMED ALUMINUM PANELS (SUNSHINE BRICK)
- SW63 WINDOW WALL CLADDING WALL FRAME PRE-FORMED ALUMINUM PANELS (SUNSHINE BRICK)
- SW64 WINDOW WALL CLADDING WALL FRAME PRE-FORMED ALUMINUM PANELS (SUNSHINE BRICK)
- SW65 WINDOW WALL CLADDING WALL FRAME PRE-FORMED ALUMINUM PANELS (SUNSHINE BRICK)
- SW66 WINDOW WALL CLADDING WALL FRAME PRE-FORMED ALUMINUM PANELS (SUNSHINE BRICK)
- SW67 WINDOW WALL CLADDING WALL FRAME PRE-FORMED ALUMINUM PANELS (SUNSHINE BRICK)
- SW68 WINDOW WALL CLADDING WALL FRAME PRE-FORMED ALUMINUM PANELS (SUNSHINE BRICK)
- SW69 WINDOW WALL CLADDING WALL FRAME PRE-FORMED ALUMINUM PANELS (SUNSHINE BRICK)
- SW70 WINDOW WALL CLADDING WALL FRAME PRE-FORMED ALUMINUM PANELS (SUNSHINE BRICK)
- SW71 WINDOW WALL CLADDING WALL FRAME PRE-FORMED ALUMINUM PANELS (SUNSHINE BRICK)
- SW72 WINDOW WALL CLADDING WALL FRAME PRE-FORMED ALUMINUM PANELS (SUNSHINE BRICK)
- SW73 WINDOW WALL CLADDING WALL FRAME PRE-FORMED ALUMINUM PANELS (SUNSHINE BRICK)
- SW74 WINDOW WALL CLADDING WALL FRAME PRE-FORMED ALUMINUM PANELS (SUNSHINE BRICK)
- SW75 WINDOW WALL CLADDING WALL FRAME PRE-FORMED ALUMINUM PANELS (SUNSHINE BRICK)
- SW76 WINDOW WALL CLADDING WALL FRAME PRE-FORMED ALUMINUM PANELS (SUNSHINE BRICK)
- SW77 WINDOW WALL CLADDING WALL FRAME PRE-FORMED ALUMINUM PANELS (SUNSHINE BRICK)
- SW78 WINDOW WALL CLADDING WALL FRAME PRE-FORMED ALUMINUM PANELS (SUNSHINE BRICK)
- SW79 WINDOW WALL CLADDING WALL FRAME PRE-FORMED ALUMINUM PANELS (SUNSHINE BRICK)
- SW80 WINDOW WALL CLADDING WALL FRAME PRE-FORMED ALUMINUM PANELS (SUNSHINE BRICK)
- SW81 WINDOW WALL CLADDING WALL FRAME PRE-FORMED ALUMINUM PANELS (SUNSHINE BRICK)
- SW82 WINDOW WALL CLADDING WALL FRAME PRE-FORMED ALUMINUM PANELS (SUNSHINE BRICK)
- SW83 WINDOW WALL CLADDING WALL FRAME PRE-FORMED ALUMINUM PANELS (SUNSHINE BRICK)
- SW84 WINDOW WALL CLADDING WALL FRAME PRE-FORMED ALUMINUM PANELS (SUNSHINE BRICK)
- SW85 WINDOW WALL CLADDING WALL FRAME PRE-FORMED ALUMINUM PANELS (SUNSHINE BRICK)
- SW86 WINDOW WALL CLADDING WALL FRAME PRE-FORMED ALUMINUM PANELS (SUNSHINE BRICK)
- SW87 WINDOW WALL CLADDING WALL FRAME PRE-FORMED ALUMINUM PANELS (SUNSHINE BRICK)
- SW88 WINDOW WALL CLADDING WALL FRAME PRE-FORMED ALUMINUM PANELS (SUNSHINE BRICK)
- SW89 WINDOW WALL CLADDING WALL FRAME PRE-FORMED ALUMINUM PANELS (SUNSHINE BRICK)
- SW90 WINDOW WALL CLADDING WALL FRAME PRE-FORMED ALUMINUM PANELS (SUNSHINE BRICK)
- SW91 WINDOW WALL CLADDING WALL FRAME PRE-FORMED ALUMINUM PANELS (SUNSHINE BRICK)
- SW92 WINDOW WALL CLADDING WALL FRAME PRE-FORMED ALUMINUM PANELS (SUNSHINE BRICK)
- SW93 WINDOW WALL CLADDING WALL FRAME PRE-FORMED ALUMINUM PANELS (SUNSHINE BRICK)
- SW94 WINDOW WALL CLADDING WALL FRAME PRE-FORMED ALUMINUM PANELS (SUNSHINE BRICK)
- SW95 WINDOW WALL CLADDING WALL FRAME PRE-FORMED ALUMINUM PANELS (SUNSHINE BRICK)
- SW96 WINDOW WALL CLADDING WALL FRAME PRE-FORMED ALUMINUM PANELS (SUNSHINE BRICK)
- SW97 WINDOW WALL CLADDING WALL FRAME PRE-FORMED ALUMINUM PANELS (SUNSHINE BRICK)
- SW98 WINDOW WALL CLADDING WALL FRAME PRE-FORMED ALUMINUM PANELS (SUNSHINE BRICK)
- SW99 WINDOW WALL CLADDING WALL FRAME PRE-FORMED ALUMINUM PANELS (SUNSHINE BRICK)
- SW100 WINDOW WALL CLADDING WALL FRAME PRE-FORMED ALUMINUM PANELS (SUNSHINE BRICK)

GENERAL NOTES

- ALL GLASS TO CONFORM TO CANCGIBS-12-20-188
- WINDOWS IN PUBLIC AREA TO CONFORM TO CBC 2015 2.3.1 (1P-0)
- USE THERMALLY-BREAKING GLASS WHERE REQUIRED TO MEET MINIMUM STRENGTH REQUIREMENTS



3
 ISSUED FOR REVISED SITE PLAN APPROVAL MG 2021-04-07

2
 ISSUED FOR REVISED SITE PLAN APPROVAL MG 2021-03-10

1
 ISSUED FOR COORDINATION - STRUCTURAL JG 2021-03-01

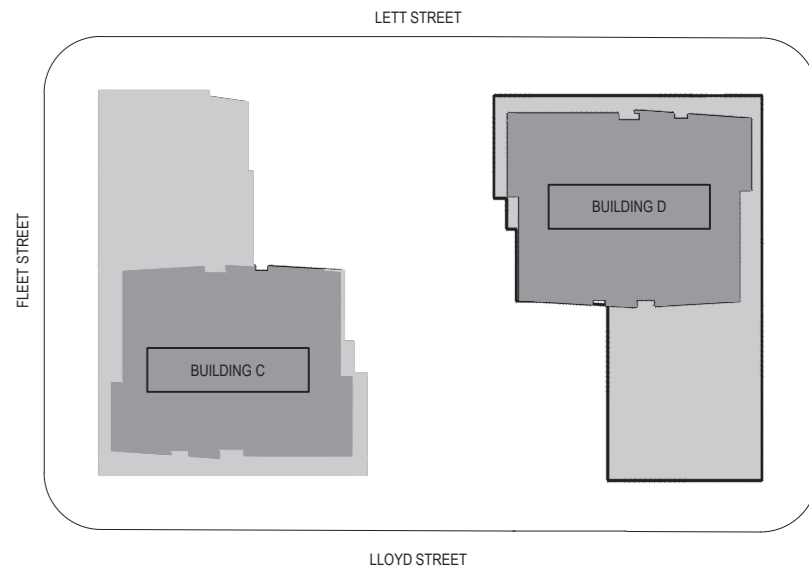
0
 ISSUED FOR COORDINATION JG 2021-02-26

N°	DESCRIPTION	BY	DATE
3	ISSUED FOR REVISED SITE PLAN APPROVAL	MG	2021-04-07
2	ISSUED FOR REVISED SITE PLAN APPROVAL	MG	2021-03-10
1	ISSUED FOR COORDINATION - STRUCTURAL	JG	2021-03-01
0	ISSUED FOR COORDINATION	JG	2021-02-26

REVISION:

THE GENERAL CONTRACTOR:

- SHALL BE RESPONSIBLE FOR VERIFYING ALL DIMENSIONS ON SITE TO ENSURE COMPLIANCE WITH THE DIMENSIONS GIVEN ON THE DRAWINGS.
- SHALL BE RESPONSIBLE TO IMMEDIATELY SUBMIT A REPORT TO THE ARCHITECT OR ENGINEER ON ANY INACCURACIES.
- SHALL NOT TAKE SCALED MEASUREMENTS OFF THE DRAWINGS.
- ANY INDIVIDUAL OR FIRM THAT HAVE RECEIVED ELECTRONIC DOCUMENT SHALL USE THEM AT THEIR OWN RISK. ONLY ORIGINAL DRAWINGS, STAMPED BY THE ARCHITECT, MAY BE USED FOR CONSTRUCTION.



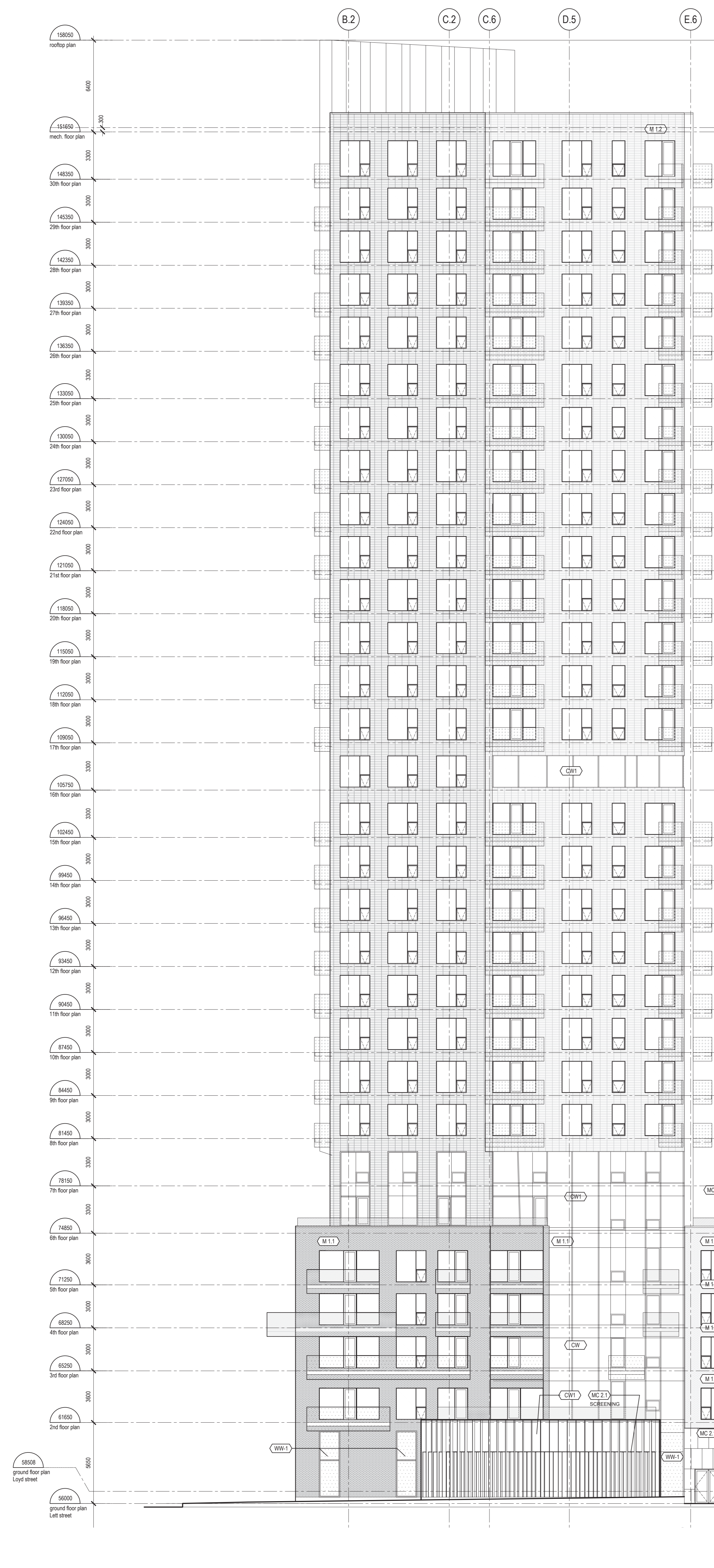
N°	DESCRIPTION	BY	DATE
3	ISSUED FOR REVISED SITE PLAN APPROVAL	MG	2021-04-07
2	ISSUED FOR REVISED SITE PLAN APPROVAL	MG	2021-03-10
1	ISSUED FOR COORDINATION - STRUCTURAL	JG	2021-03-01
0	ISSUED FOR COORDINATION	JG	2021-02-26

SEAL: **ONTARIO ASSOCIATION OF ARCHITECTS**
 ALAN FOURNIER
 LICENCE 6760

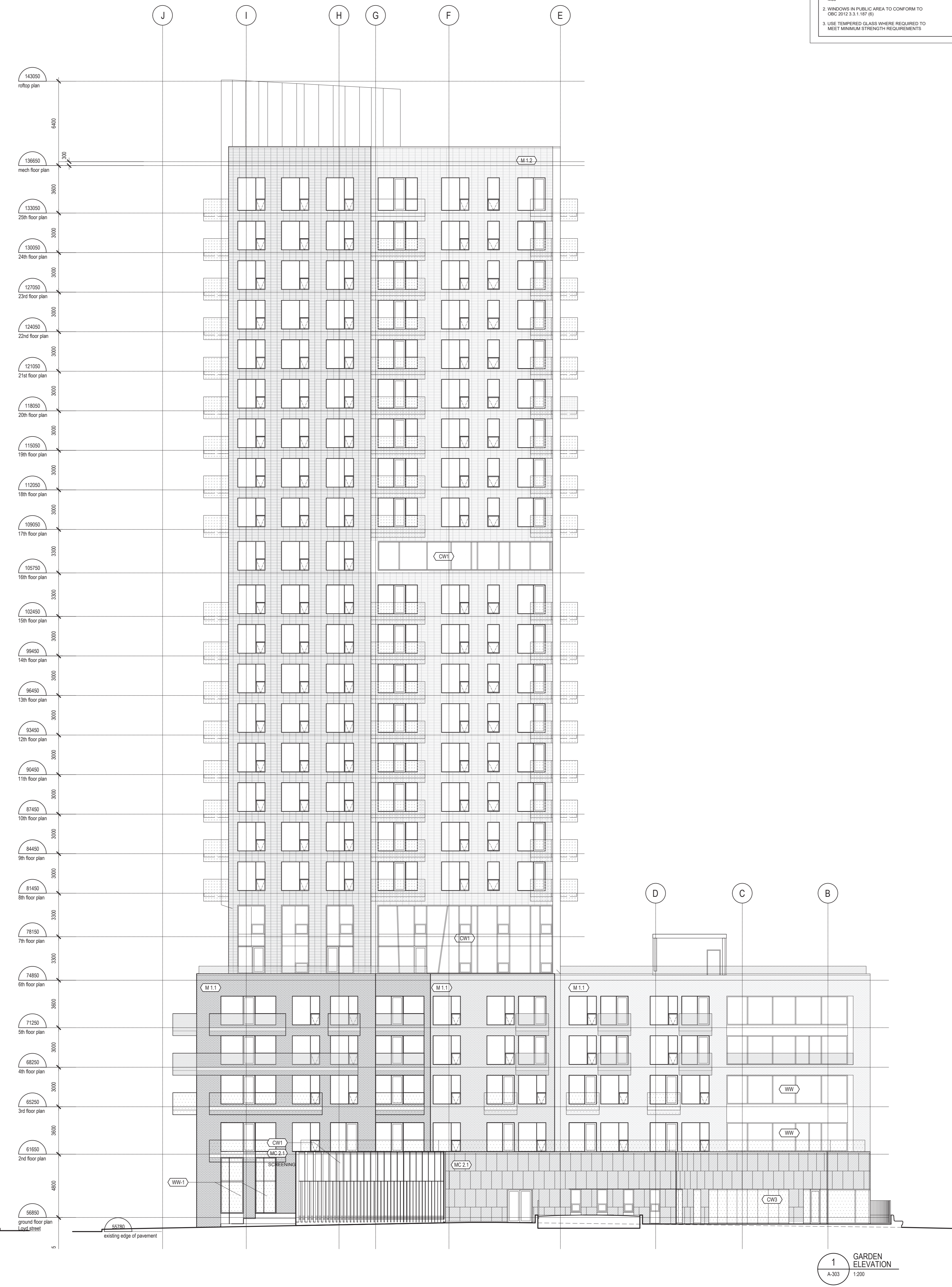
PROJECT:
LEBRETON - PHASE 4-5

DRAWING TITLE:
FLEET AND LETT STREETS ELEVATIONS

DESIGN:	NG	APPROVED:	NG
DRAWN:	NGLEPJS	DATE:	2020-01-13
VERIFIED:	NG <td>SCALE:</td> <td>1:200</td>	SCALE:	1:200
PROJECT N°:	9360-20	DRAWING N°:	A-302



2 GARDEN ELEVATION
A-303 1/200



1 GARDEN ELEVATION
A-303 1/200

LEGEND - MATERIALS	
(Symbol)	BRICK SOLID GR. BRICK BLACK GULL SHEDDING
(Symbol)	MASONRY GY & CAMPBELL MASONRY (3/4" x 2 1/4" x 8" UNIT) FORMAT 4043X
(Symbol)	METALLIC CLADDING SQUARE ALUMINUM PANEL (1500x1500) WEATHERING STEEL
(Symbol)	PRE-FORMED ALUMINUM PANELS (1500x1500) WEATHERING STEEL
(Symbol)	ALUMINUM GLAZING SYSTEM CLEAR TEMPERED GLASS PANEL
(Symbol)	ALUMINUM GLAZING SYSTEM PERFORATED ALUMINUM PANEL (TRANSLUCENT)
(Symbol)	ALUMINUM GLAZING SYSTEM SILVER-SCREENED GLASS PANEL (TRANSLUCENT)
(Symbol)	ALUMINUM GLAZING SYSTEM FRETTED GLASS PANEL (100" SPACED 100mm)
(Symbol)	WINDOW AND CURTAIN WALL FRAME (100" SPACED 100mm) PRE-CAST CONCRETE ALUMINUM PANEL (1500x1500) WEATHERING STEEL
(Symbol)	STRUCTURAL SILICONE JOINT CURTAIN WALL GLAZING SYSTEM (100" SPACED 100mm)
(Symbol)	WINDOW WALL FRETTED GLASS (100" SPACED 100mm)
(Symbol)	WINDOW WALL FRETTED GLASS (100" SPACED 100mm)
(Symbol)	STRUCTURAL D-SHELF ANGLE
(Symbol)	LOOSE LINTEL
(Symbol)	CONTROL JOINT

GENERAL NOTES

- ALL GLASS TO CONFORM TO CANOSIB-12-20-1985
- WINDOWS IN PUBLIC AREA TO CONFORM TO CAN-2013-S1-107-09
- USE TEMPERED GLASS WHERE REQUIRED TO MEET MINIMUM STRENGTH REQUIREMENTS

CLIENT:
210 GARDNER AVENUE
OTTAWA, ONTARIO K2P 0Y6
T: (613) 233-8027 F: (613) 233-8250

ARCHITECTS:
EVOQ
1425, RUE SAINT-ALEXANDRE, BUREAU 1000
MONTRÉAL, QUÉBEC, H3A 2M4
T: 514-993-3400 F: 514-993-3458
info@evoqarchitect.com

LANDSCAPE ARCHITECTS:
James B. Lennox and Associates Inc.
Landscape Architects
363 Hester Avenue South
Ottawa, Ontario, K1Y 1A6 T: (613) 722-9166

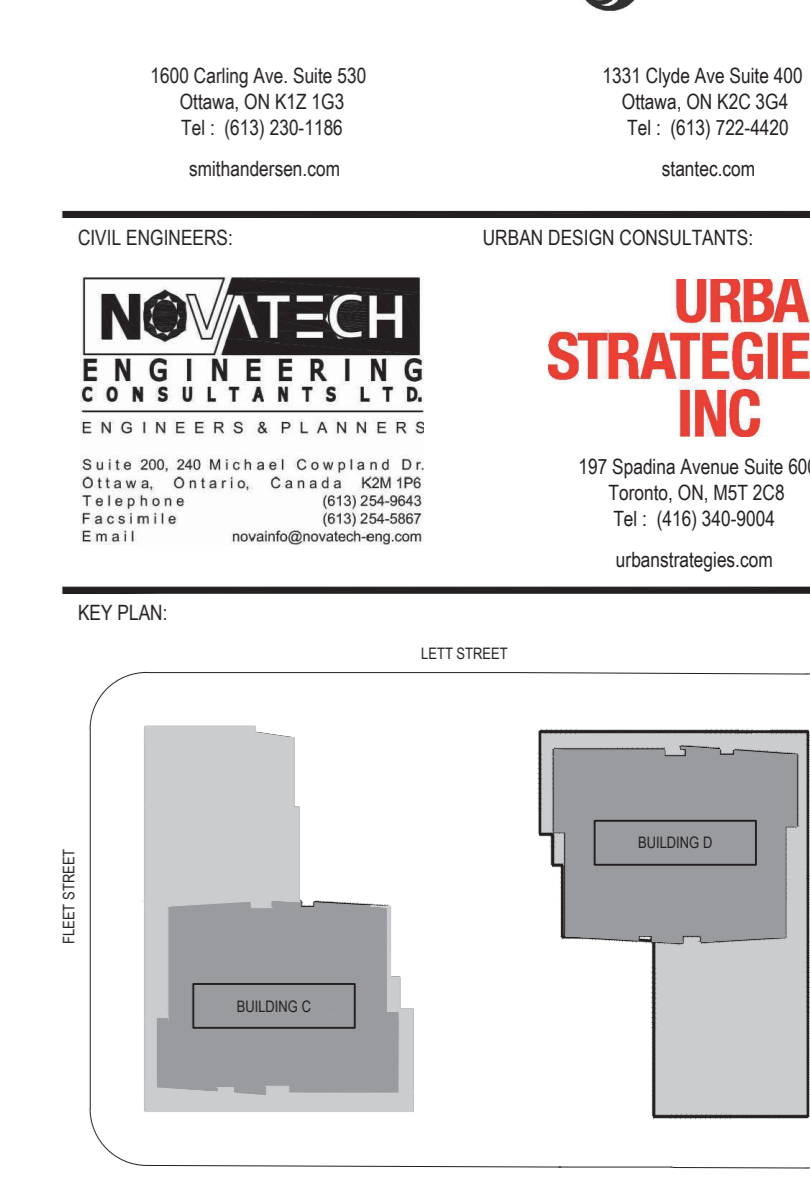
STRUCTURAL ENGINEERS:
GOODEVE STRUCTURAL INC.
1875 BRIDGEWAY
OTTAWA, ONTARIO K2M 1Y1
T: (613) 233-3333 F: (613) 233-3334
info@goodeve.com

MECHANICAL - ELECTRICAL ENGINEERS TOPOGRAPHICAL SURVEYOR:
Smith + Andersen
1600 Carling Ave. Suite 530
Ottawa, ON K1C 1G3
Tel: (613) 230-1186
smithanderson.com

STANTEC
1331 Clyde Ave Suite 600
Ottawa, ON K1C 3K4
Tel: (613) 722-4422
stantec.com

CIVIL ENGINEERS: URBAN DESIGN CONSULTANTS:
NOVATECH ENGINEERING CONSULTANTS INC. PROFESSIONAL PLANNERS
Suite 205, 885 McNeil Campbell St.
Ottawa, Ontario, Canada K1M 0P6
Tel: (613) 249-6800
Fax: (613) 249-6807
Email: novatech@novatech-eng.com

URBAN STRATEGIES INC.
197 Spadina Avenue Suite 600
Toronto, ON M5T 2C8
Tel: (416) 593-9004
urbanstrategies.com



N°	DESCRIPTION	BY	DATE
3	ISSUED FOR REVISED SITE PLAN APPROVAL	NG	2021-04-07
2	ISSUED FOR REVISED SITE PLAN APPROVAL	NG	2021-03-10
1	ISSUED FOR COORDINATION - STRUCTURAL	JG	2021-03-01
0	ISSUED FOR COORDINATION	JG	2021-02-26

THE GENERAL CONTRACTOR:

- SHALL BE RESPONSIBLE FOR VERIFYING ALL DIMENSIONS ON SITE TO ENSURE COMPLIANCE WITH THE DIMENSIONS GIVEN ON THE DRAWINGS.
- SHALL BE RESPONSIBLE TO IMMEDIATELY SUBMIT A REPORT TO THE ARCHITECT OR ENGINEER OUTLINDING ANY INACCURACIES.
- SHALL NOT TAKE SCALED MEASUREMENTS OFF THE DRAWINGS.
- ANY INDIVIDUAL OR FIRM THAT HAVE RECEIVED ELECTRONIC DOCUMENT SHALL USE THEM AT THEIR OWN RISK. ONLY ORIGINAL DRAWINGS, STAMPED BY THE ARCHITECT, MAY BE USED FOR CONSTRUCTION.

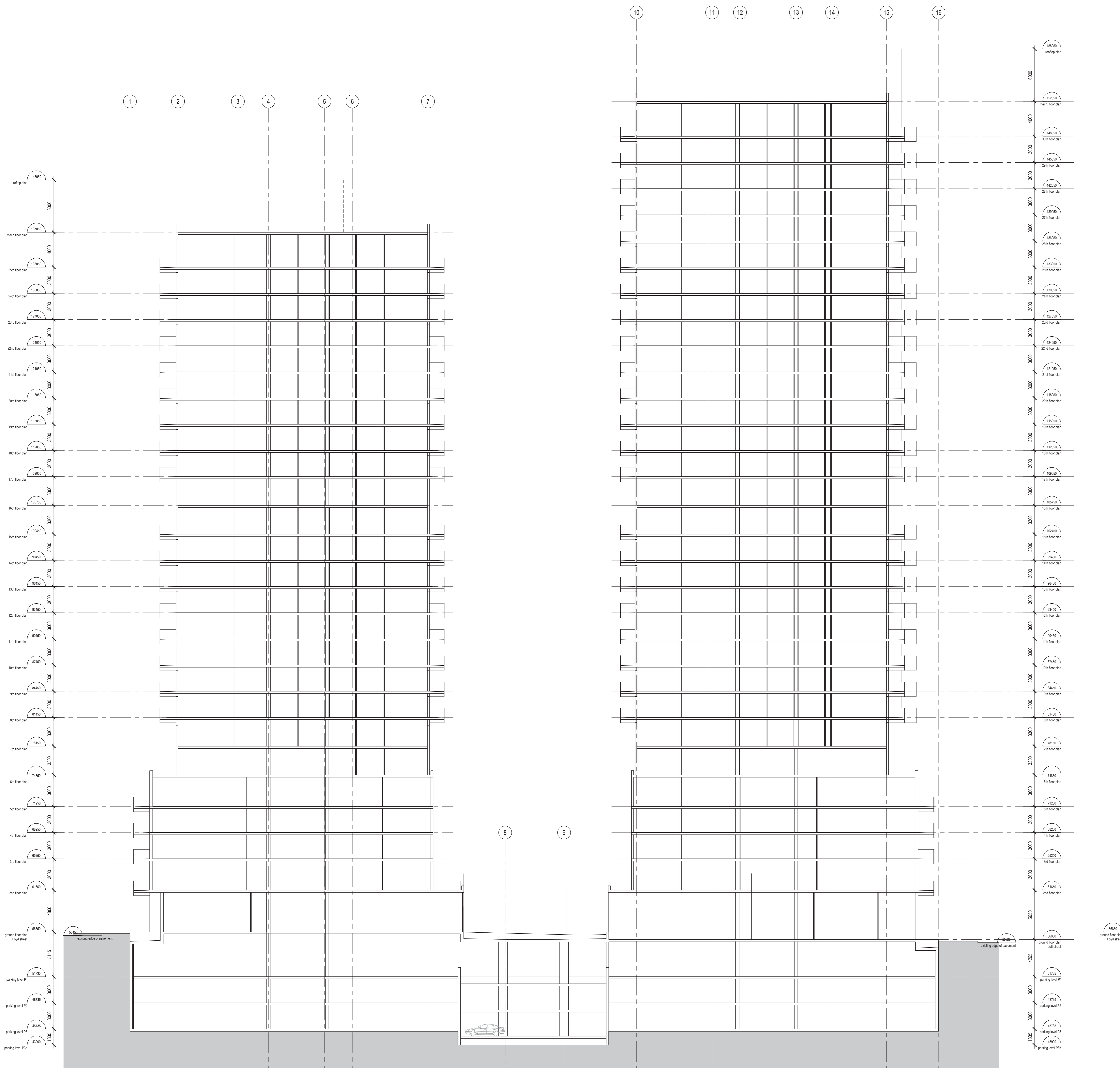
SEAL
ONTARIO ASSOCIATION OF ARCHITECTS
ALAN FOURNIER
LICENCE 6760

© 2018, EVOQ Architecture Inc.
Intellectual property rights relating to this document being exclusively to EVOQ Architecture Inc. This document may not be forwarded to others, transmitted, downloaded, reproduced or stored in any format, whether print or electronic, without the prior written authorization of EVOQ Architecture Inc. All ideas and other information in this document are specific to this project and may not be used elsewhere without the written authorization of EVOQ Architecture Inc.

PROJECT:
LEBRETON - PHASE 4-5

DRAWING TITLE:
GARDEN ELEVATIONS

DESIGN: NG	APPROVED: NG
DRAWN: HJL/PJS	DATE: 2020-01-13
VERIFIED: NG	SCALE: 1/200
PROJECT N°: 9360-20	DRAWING N°: A-303



CLIENT:

210 Galloway Avenue
OTTAWA, ONTARIO K2P 2Y6
T: (613) 233-8037 F: (613) 233-8200

EVOQ

1425, RUE SAINT-ALEXANDRE, BUREAU 3000
MONTREAL, QUEBEC H3A 2M4
T: 514 993-3400 F: 514 993-3488
info@evoqarchitecture.com

ARCHITECTS:

James B. Lennox and Associates Inc.
Landscape Architects

361 Helen Avenue South
Ottawa, Ontario, K1Y 1A5 T: (613) 722-5166

STRUCTURAL ENGINEERS:

GOODEVE STRUCTURAL INC.
1000-1000
1000-1000

MECHANICAL - ELECTRICAL ENGINEERS TOPOGRAPHICAL SURVEYOR:

Smith + Andersen **Stantec**

1600 Carling Ave. Suite 530
Ottawa, ON K2C 1G2
Tel: (613) 230-1186
smithanderson.com

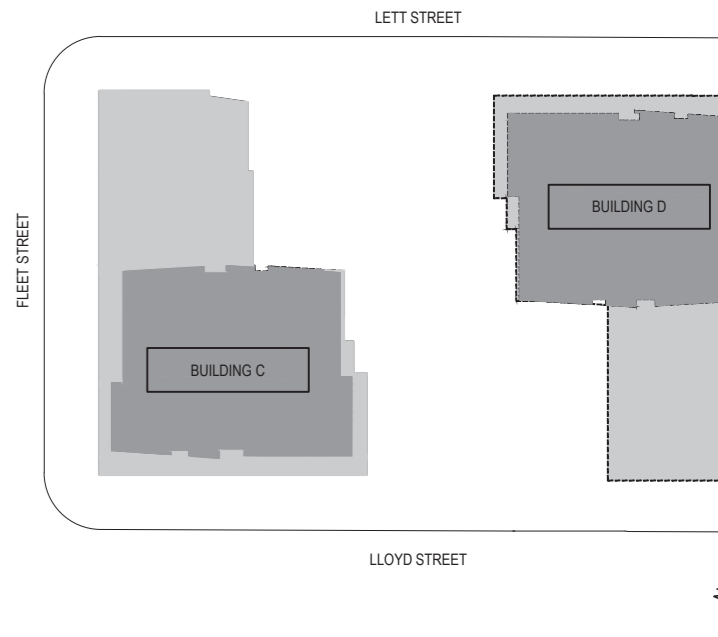
1331 Clyde Ave Suite 400
Ottawa, ON K2C 3K4
Tel: (613) 722-4422
stantec.com

CIVIL ENGINEERS URBAN DESIGN CONSULTANTS:

NOVATECH ENGINEERING CONSULTANTS LTD.
ENGINEERS & PLANNERS
Suite 306, 286 Michael Cowpland Dr.
Ottawa, Ontario, Canada K2M 0M6
Tel: (613) 246-8400
Fax: (613) 246-8401
Email: novatech@novatech-eng.com

URBAN STRATEGIES INC.
197 Spadina Avenue Suite 600
Toronto, ON M5T 2C8
Tel: (416) 595-8004
urbanstrategies.com

KEY PLAN:



N°	DESCRIPTION	BY	DATE
3	ISSUED FOR REVISED SITE PLAN APPROVAL	NG	2021-04-07
2	ISSUED FOR REVISED SITE PLAN APPROVAL	NG	2021-03-10
1	ISSUED FOR COORDINATION - STRUCTURAL	JG	2021-03-01
0	ISSUED FOR COORDINATION	JG	2021-02-26

THE GENERAL CONTRACTOR:

- SHALL BE RESPONSIBLE FOR VERIFYING ALL DIMENSIONS ON SITE TO ENSURE COMPLIANCE WITH THE DIMENSIONS GIVEN ON THE DRAWINGS.
- SHALL BE RESPONSIBLE TO IMMEDIATELY SUBMIT A REPORT TO THE ARCHITECT OR ENGINEER OUTLINDING ANY INACCURACIES.
- SHALL NOT TAKE SCALED MEASUREMENTS OFF THE DRAWINGS.
- ANY INDIVIDUAL OR FIRM THAT HAVE RECEIVED ELECTRONIC DOCUMENT SHALL USE THEM AT THEIR OWN RISK. ONLY ORIGINAL DRAWINGS, STAMPED BY THE ARCHITECT, MAY BE USED FOR CONSTRUCTION.

SEAL: **ALAIN FOURNIER**
ARCHITECTS
ALAIN FOURNIER
LICENCE 6760

PROJECT:
LEBRETON - PHASE 4-5

DRAWING TITLE:
SECTION

DESIGN: NG APPROVED: NG
DRAWN: HJL/JPB DATE: 2020-03-31

VERIFIED: NG SCALE: 1:50
PROJECT N°: DRAWING N°:

9360-20 A-350 A-350

1 LONGITUDINAL SECTION
A-350 1:50

CLIENT:

210 Galloway Avenue
OTTAWA, ONTARIO K2P 0Y6
T: 613-233-4000 F: 613-233-4500

ARCHITECTS:

EVOQ

1425, RUE SAINT-ALEXANDRE, BUREAU 1000
MONTRÉAL, QUÉBEC H3A 0M4
T: 514-993-8400 F: 514-993-9488
info@evocarchitecture.com

LANDSCAPE ARCHITECTS:

James B. Lennox and Associates Inc.
Landscape Architects

361 Helen Avenue South
Ottawa, Ontario, K1Y 1A6 T: (613) 722-5166

STRUCTURAL ENGINEERS:

GOODEVE STRUCTURAL INC.
1000-1000
1000-1000

MECHANICAL - ELECTRICAL ENGINEERS TOPOGRAPHICAL SURVEYOR

Smith + Andersen

Stantec

1600 Carling Ave. Suite 530
Ottawa, ON K2C 1G2
Tel: (613) 230-1186
smithanderson.com

1331 Clyde Ave Suite 400
Ottawa, ON K2C 3K4
Tel: (613) 722-4402
stantec.com


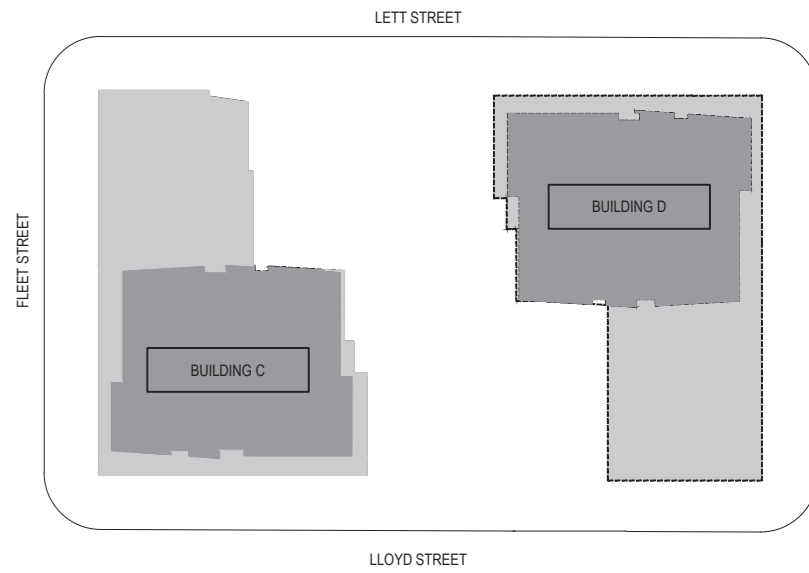
CIVIL ENGINEERS:

URBAN DESIGN CONSULTANTS:

NOVATECH
ENGINEERING CONSULTANTS LTD.
ENGINEERS & PLANNERS
Suite 205, 286 Michael Coopers Rd.
Ottawa, Ontario, Canada K2M 0P6
Tel: (613) 242-8800
Fax: (613) 242-8802
Email: novatech@novatech-eng.com

URBAN STRATEGIES INC.
197 Spadina Avenue Suite 600
Toronto, ON M5T 2C8
Tel: (416) 593-8004
urbanstrategies.com

KEY PLAN:



N°	DESCRIPTION	BY	DATE
3	ISSUED FOR REVISED SITE PLAN APPROVAL	NG	2021-04-07
2	ISSUED FOR REVISED SITE PLAN APPROVAL	NG	2021-03-10
1	ISSUED FOR COORDINATION - STRUCTURAL	JG	2021-03-01
0	ISSUED FOR COORDINATION	JG	2021-02-26

THE GENERAL CONTRACTOR:

- SHALL BE RESPONSIBLE FOR VERIFYING ALL DIMENSIONS ON SITE TO ENSURE COMPLIANCE WITH THE DIMENSIONS GIVEN ON THE DRAWINGS.
- SHALL BE RESPONSIBLE TO IMMEDIATELY SUBMIT A REPORT TO THE ARCHITECT OR ENGINEER OUTLIVING ANY INACCURACIES.
- SHALL NOT TAKE SCALED MEASUREMENTS OFF THE DRAWINGS.
- ANY INDIVIDUAL OR FIRM THAT HAVE RECEIVED ELECTRONIC DOCUMENT SHALL USE THEM AT THEIR OWN RISK. ONLY ORIGINAL DRAWINGS, STAMPED BY THE ARCHITECT, MAY BE USED FOR CONSTRUCTION.

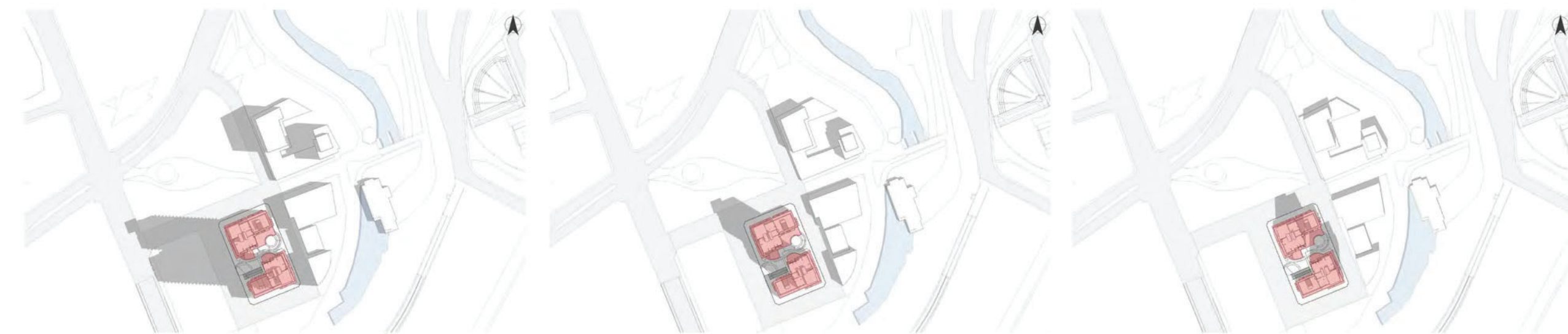
SEAL: **ONTARIO ASSOCIATION of ARCHITECTS**
ALAN FOURNIER
LICENCE 6760

PROJECT: **LEBRETON - PHASE 4-5**

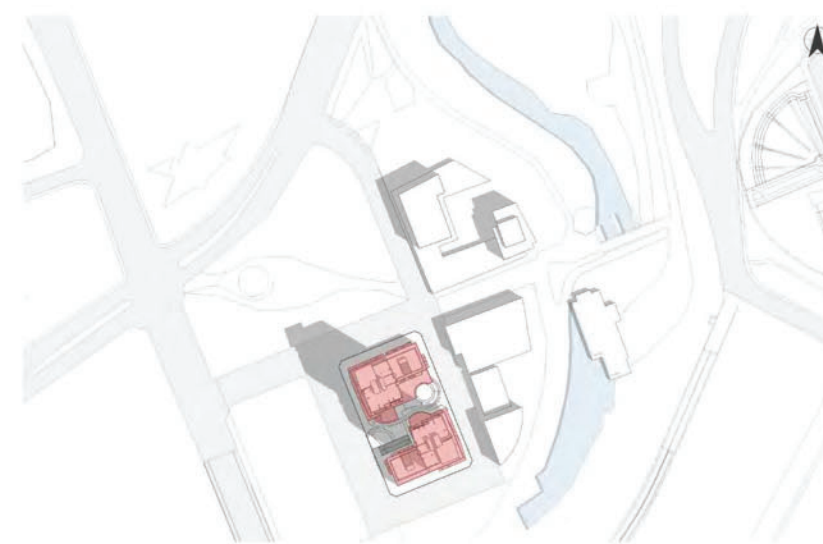
DRAWING TITLE: **SECTION**

DESIGN: NG APPROVED: NG
 DRAWN: HJL/JPJ DATE: 2020-03-31
 VERIFIED: NG SCALE: 1:50

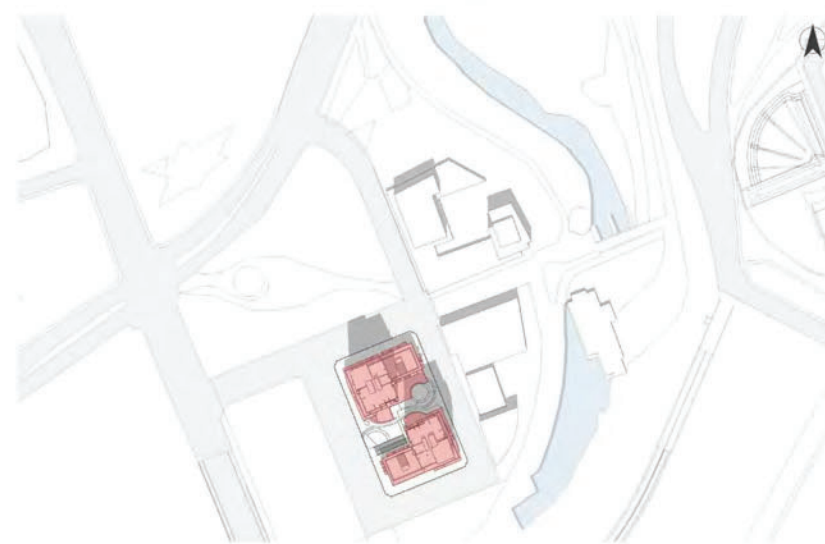
PROJECT N°: **9360-20** DRAWING N°: **A-351**



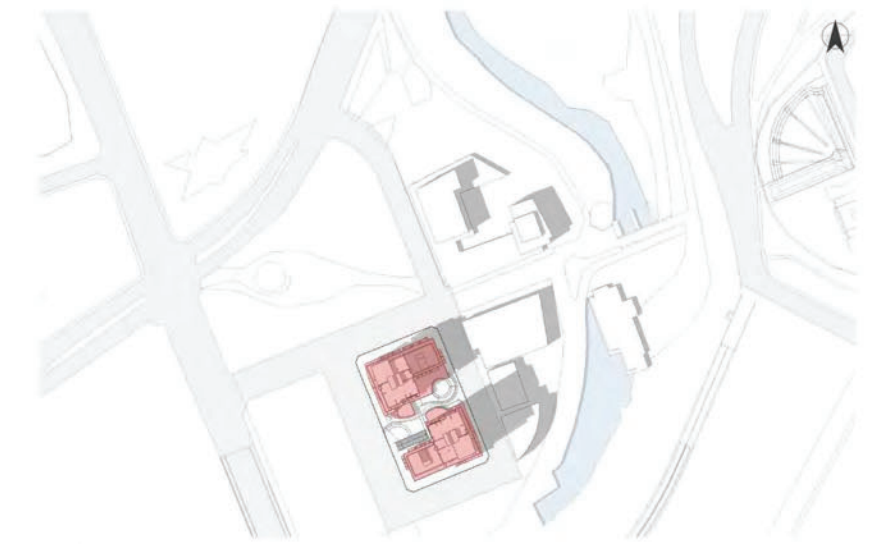
08:00



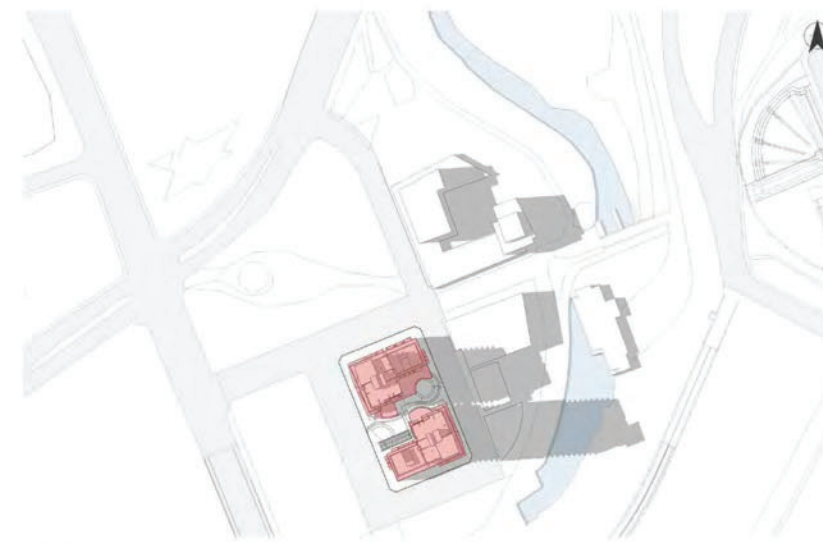
10:00



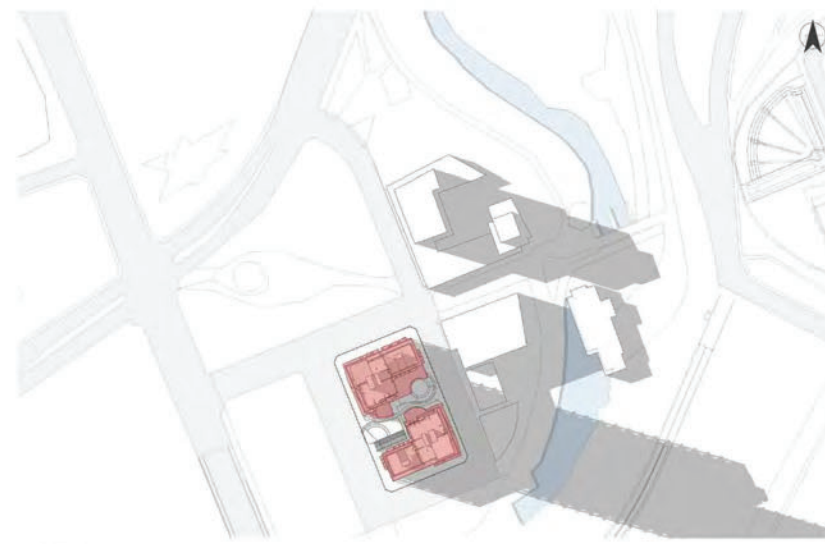
12:00



14:00

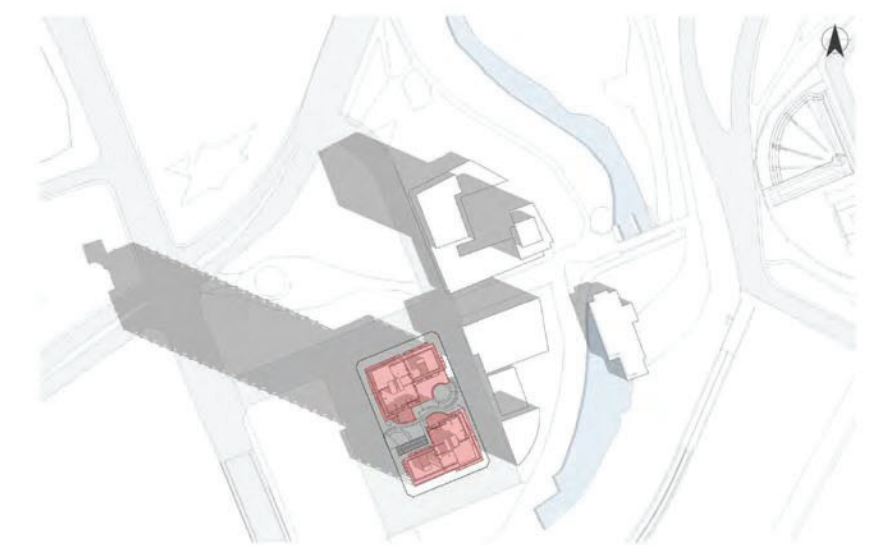


16:00

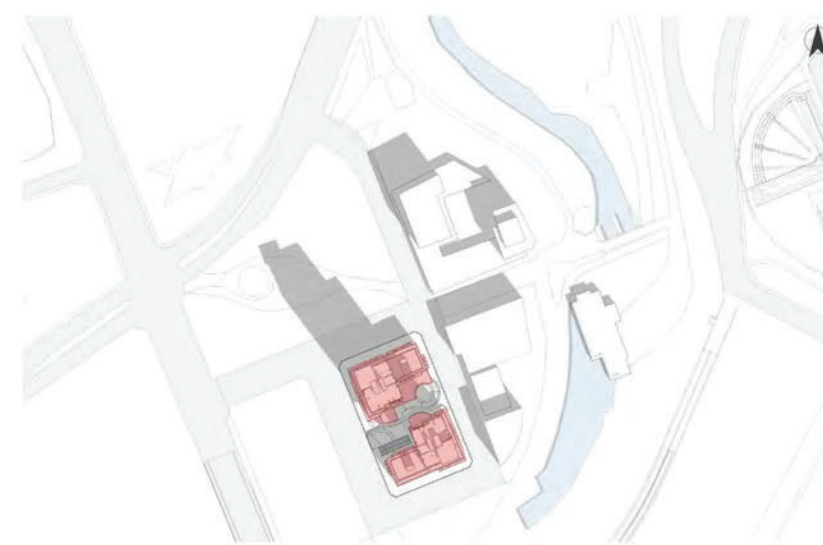


18:00

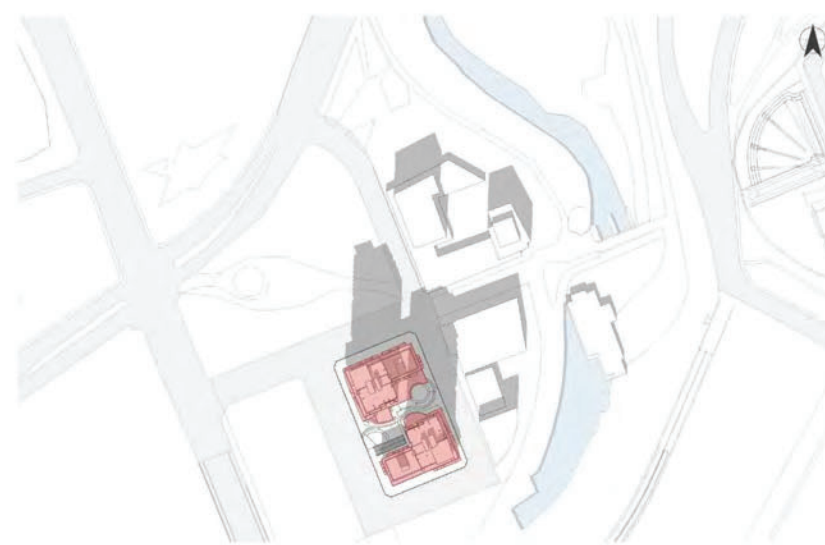
SUMMER SOLSTICE 21/06



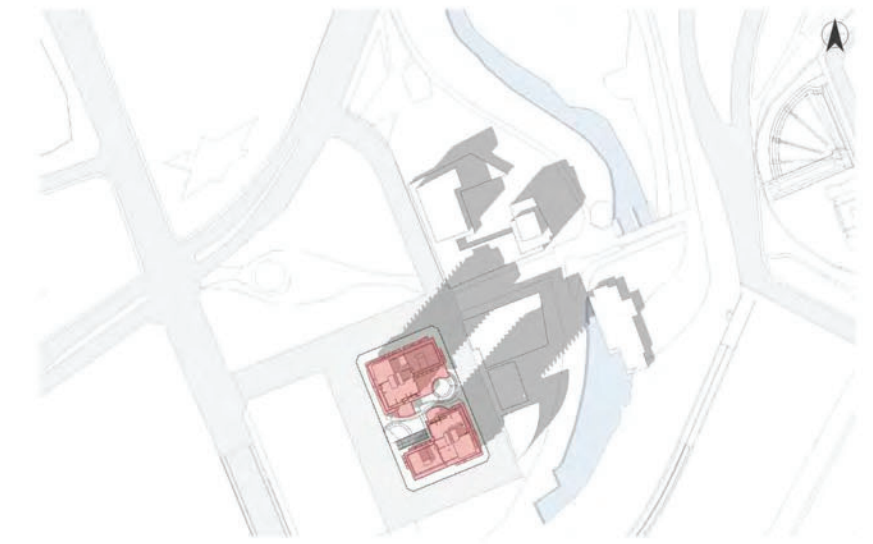
08:00



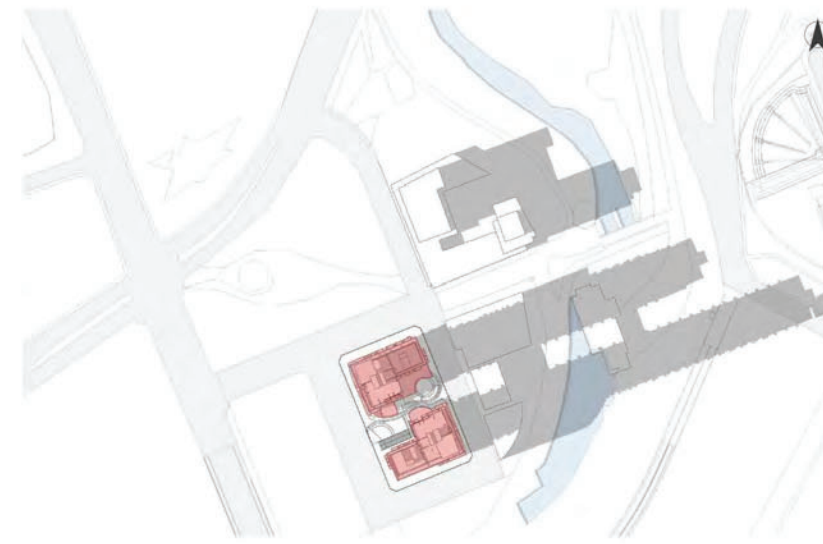
10:00



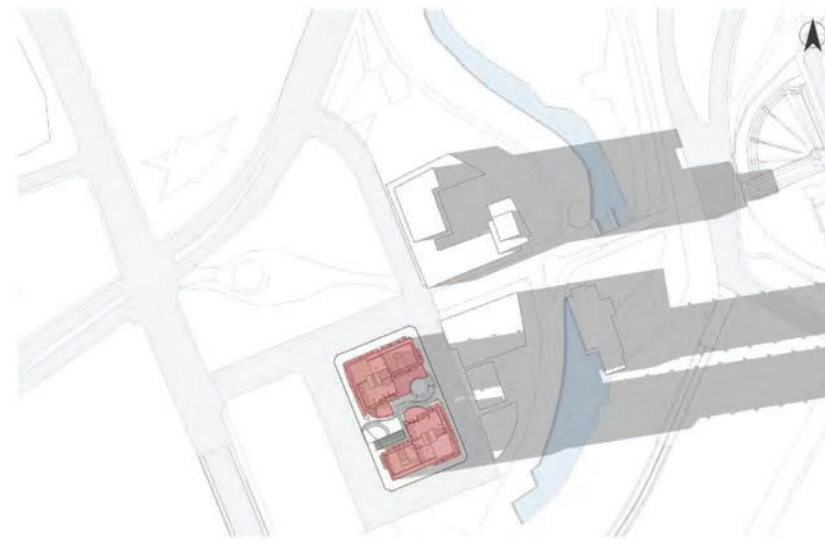
12:00



14:00

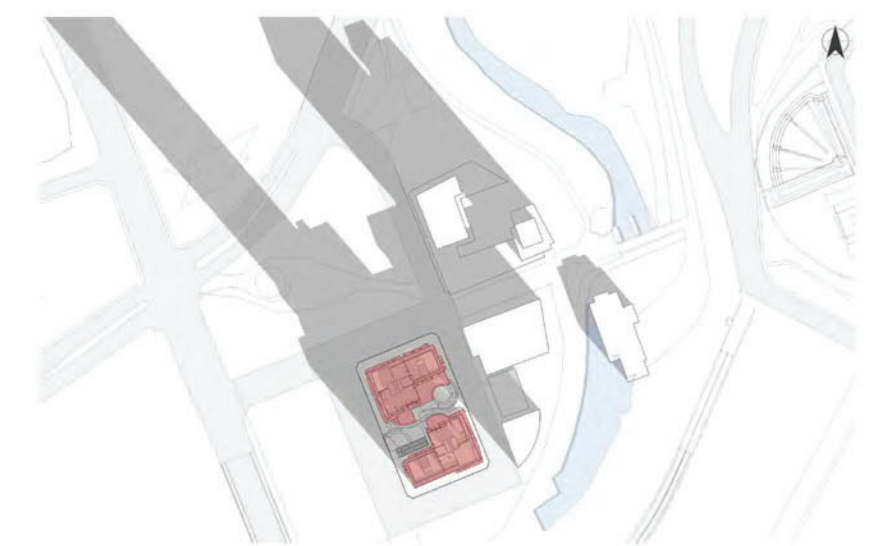


16:00

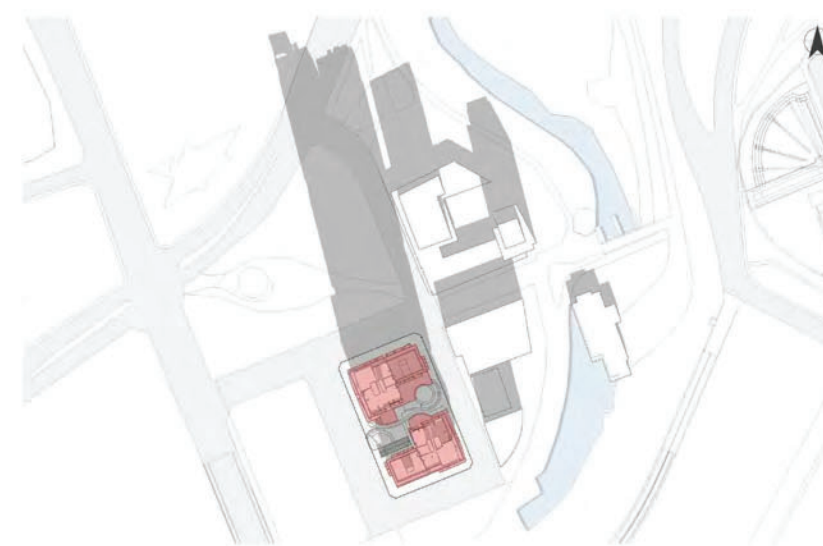


17:00

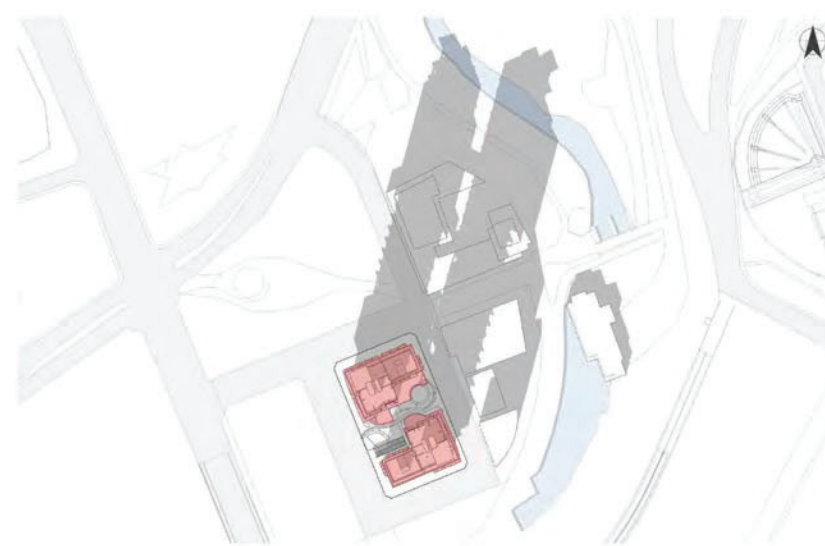
EQUINOX 21/03 - 21/09



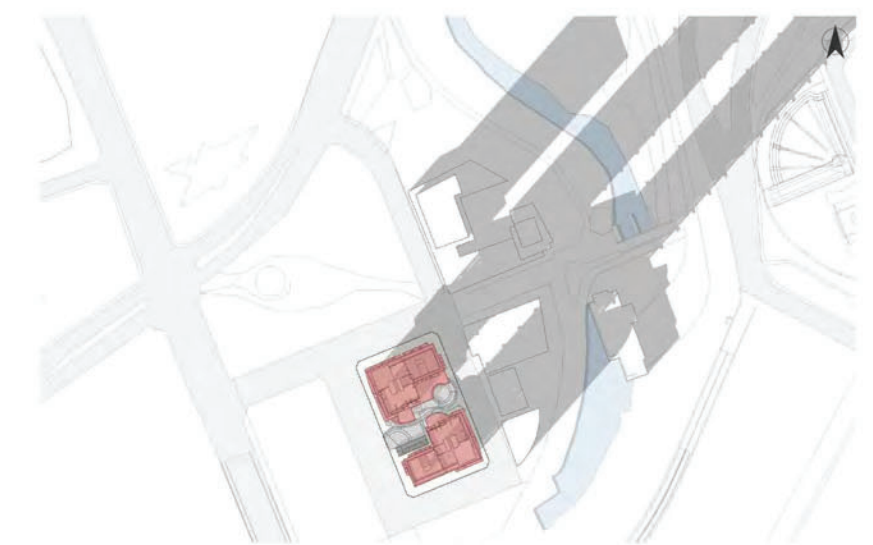
09:00



11:00



13:00



15:00

WINTER SOLSTICE 21/12

CLIENT:

.Cartoucher\GS-Logo-medium-res.png

210 Gladstone Avenue
OTTAWA, ONTARIO K2P 0Y6
T: (613) 233-6030 F: (613) 233-8290

ARCHITECTS:

EVOQ

1435, RUE SAINT-ALEXANDRE, BUREAU 1000
MONTRÉAL (QUÉBEC) H3A 2G4
T: 514-393-9400 F: 514-393-9498
info@evogarchitectur.com

LANDSCAPE ARCHITECTS:

James B. Lennox and Associates Inc.
Landscape Architects

351 Hinton Avenue South,
Ottawa, Ontario, K1Y 1A8 T: (613) 722 5168

STRUCTURAL ENGINEERS:

.Cartoucher\GS-Logo-medium-res.png

MECHANICAL + ELECTRICAL ENGINEERS: TOPOGRAPHICAL SURVEYOR:

.Cartoucher\smib-and-andersen.png

Stantec

1600 Carling Ave. Suite 530
Ottawa, ON K1Z 1G3
Tel: (613) 230-1186
smibandandersen.com

1331 Clyde Ave Suite 400
Ottawa, ON K2C 3G4
Tel: (613) 722-4420
stantec.com

CIVIL ENGINEERS:

URBAN DESIGN CONSULTANTS:

NOVATECH
ENGINEERING
CONSULTANTS LTD.
ENGINEERS & PLANNERS

Suite 200, 240 Michael Cowpland Dr.
Ottawa, Ontario, Canada K2M 9M6
Telephone: (613) 254-8903
Facsimile: (613) 254-8887
Email: novantg@novatech.com

.Cartoucher\USF\all.png

197 Spadina Avenue Suite 600
Toronto, ON, M5T 2C8
Tel: (416) 340-9004
urbanstrategies.com

03	ISSUED FOR SITE PLAN APPROVAL	NG	07-04-2021
02	REVISED SITE PLAN APPROVAL	NG	12-04-2020
01	SITE PLAN APPROVAL	NG	08-05-2019

REVISION:

THE GENERAL CONTRACTOR :

- SHALL BE RESPONSIBLE FOR VERIFYING ALL DIMENSIONS ON SITE TO ENSURE COMPLIANCE WITH THE DIMENSIONS GIVEN ON THE DRAWINGS.
- SHALL BE RESPONSIBLE TO IMMEDIATELY SUBMIT A REPORT TO THE ARCHITECT OR ENGINEER OUTLINING ANY INACCURACIES.
- SHALL NOT TAKE SCALED MEASUREMENTS OFF THE DRAWINGS.
- ANY INDIVIDUAL OR FIRM THAT HAVE RECEIVED ELECTRONIC DOCUMENT SHALL USE THEM AT THEIR OWN RISK. ONLY ORIGINAL DRAWINGS, STAMPED BY THE ARCHITECT, MAY BE USED FOR CONSTRUCTION.

SEAL

© 2018, EVOQ Architecture inc.

**NOT FOR
CONSTRUCTION**

Intellectual property rights relating to this document belong exclusively to EVOQ Architecture inc. This document may not be forwarded to others, transmitted, downloaded, reproduced nor adapted in any format, whether print or electronic, without the prior written authorization of EVOQ Architecture inc. All ideas and other information in this document are specific to this project and may not be used elsewhere without the written authorization of EVOQ Architecture inc.

PROJECT:

LEBRETON - PHASE 4-5

DRAWING TITLE:

SOLAR STUDIES

DESIGN: NG APPROVED: NG

DRAWN: PS DATE: 2020-04-27

VERIFIED: NG SCALE:

PROJECT N°: DRAWING N°:

9360-20 A-SUN