

GENERAL NOTES

- DO NOT SCALE DRAWINGS; ONLY FIGURED DIMENSIONS ARE TO BE USED. WHERE DOUBT EXISTS, FILE REQUEST FOR INTERPRETATION AND REQUEST CLARITY.
- IT IS THE RESPONSIBILITY OF THE GENERAL CONTRACTOR TO VERIFY DIMENSIONS ON SITE; REPORT DISCREPANCIES TO THE ARCHITECT PROMPTLY.
- GENERAL CONTRACTOR TO TAKE INTO ACCOUNT CONSTRUCTION TOLERANCE; GENERAL CONTRACTOR TO COORDINATE THE WORK OF DIFFERENT TRADES TO COMPLY WITH DESIGN INTENT.
- ALL WORK DESCRIBED IN THESE DRAWINGS AND SPECIFICATIONS ARE TO COMPLY WITH THE CURRENT EDITION OF THE ONTARIO BUILDING CODE (2012) OR NATIONAL BUILDING CODE (2010) INCLUDING MOST RECENT AMENDMENTS.
- DRAWINGS AND SPECIFICATIONS ARE COMPLEMENTARY AND ARE TO BE READ TOGETHER.

COPYRIGHT

THIS DRAWING IS AN INSTRUMENT OF SERVICE AND IS PROTECTED BY COPYRIGHT AND IS THE SOLE PROPERTY OF ARCHITECTS DCA INC. COPIES, INCLUDING ELECTRONIC COPIES MAY ONLY BE USED FOR THE PURPOSE INTENDED, FOR THE SINGLE PROJECT FOR WHICH THEY ARE ISSUED AND MAY NOT BE OFFERED FOR SALE OR TRANSFER WITHOUT THE EXPRESS WRITTEN PERMISSION OF THE ARCHITECT.

ISSUE RECORD:

NO.	DESCRIPTION	DATE
1	ISSUED FOR PRECONSULTATION	2020-02-07
2	ISSUED FOR CLIENT REVIEW	2020-03-17
3	ISSUED FOR CONSULTANT COORD.	2020-03-30
4	ISSUED FOR COORDINATION	2020-06-12
5	ISSUED FOR SITE PLAN APPLICATION	2020-06-29
6	ISSUED FOR 50% COORDINATION	2020-10-06
7	REISSUED FOR SITE PLAN APPLICATION	2020-10-15
8	ISSUED FOR PERMIT	2020-11-06
9	ISSUED FOR COORDINATION	2020-11-26
10	ISSUED FOR COORDINATION	2021-01-29

ROOF NOTES & LEGEND:

- SLOPE ROOF w/ INSULATION FROM HIGH POINT (150mm) TO DRAIN (0mm)

- ROOF DRAIN c/w 610x610x25mm (d) DRAIN SUMP, UNLESS NOTED OTHERWISE
- EXTENT OF SLOPED INSULATION, 4% IN DIRECTION INDICATED
- EXTENT OF MAINTENANCE PATH, REFER TO SPECIFICATIONS
- RD 610mm (w) x 610mm (d) x 750mm (h) 'DOG HOUSE' - MECHANICAL & ELECTRICAL ROUTING CHASE. CONSTRUCTED OF 38x140mm WOOD STUD FRAMING c/w FULL DEPTH MINERAL FIBRE INSULATION AND 16mm PLYWOOD SHEATHING. EXTEND ROOF MEMBRANE OVER ALL SIDES. SLOPED CRICKET AND EXACT LOCATION TO BE DETERMINED ON SITE

ROOF ASSEMBLIES:

RF1 TYPICAL ROOF

- WATERPROOF MEMBRANE
- SLOPED POLYISOCYANURATE INSULATION (REFER TO ROOF PLAN)
- 16mm ORIENTED STRAND BOARD SHEATHING
- PRE-ENGINEERED ROOF JOISTS (REFER TO STRUCTURAL) c/w FULL DEPTH INSULATION (Rsi 10.6 / R50)
- VAPOUR BARRIER
- 13mm RESILIENT CHANNELS @ 600mm o/c
- 2 LAYERS 16mm TYPE 'X' GYPSUM BOARD

1 HOUR FRR ACHIEVED THROUGH OBC SB-2.
16mm TYPE 'X' GYPSUM BOARD: 60 min (TABLE 2.3.4 B)
STC RATING: S4, OBC SB3, F9d

RF2 PODIUM ROOF

- WATERPROOF MEMBRANE
- POLYISOCYANURATE INSULATION (Rsi 6.2 / R35)
- VAPOUR BARRIER
- STEEL DECK (REFER TO STRUCTURAL)
- PRE-ENGINEERED ROOF JOISTS (REFER TO STRUCTURAL) c/w SPRAY APPLIED FIRE PROOFING
- CEILING FINISH (REFER TO REFLECTED CEILING PLANS)

1 HOUR FRR FIRE PROOFING TO CANULC-S101

RF3 CANOPY ROOF

- WATERPROOF MEMBRANE
- SLOPED POLYISOCYANURATE INSULATION (REFER TO ROOF PLAN FOR LOCATIONS OF CRICKETS)
- 16mm ORIENTED STRAND BOARD SHEATHING
- ROOF JOISTS (REFER TO STRUCTURAL)
- 19x64mm STRAPPING AS REQUIRED FOR FINISH MATERIAL
- METAL SOFFIT

RF4 PODIUM CANOPY ROOF

- WATERPROOF MEMBRANE
- 16mm EXTERIOR GRADE GYPSUM BOARD SHEATHING
- STEEL DECK (REFER TO STRUCTURAL)
- PRE-ENGINEERED ROOF JOISTS (REFER TO STRUCTURAL)
- SUSPENDED STEEL CHANNEL SYSTEM
- 19x4mm STRAPPING AS REQUIRED FOR FINISH MATERIAL
- METAL SOFFIT

RF5 GROUND FLOOR TERRACE / PARKING GARAGE ROOF

- POURED CONCRETE SLAB (UNLESS NOTED OTHERWISE) c/w BROOM FINISH
- HIGH-DENSITY EXTRUDED POLYSTYRENE INSULATION (Rsi 3.5 / R20d)
- WATERPROOF MEMBRANE
- POURED CONCRETE SLAB (REFER TO STRUCTURAL)

RF6 ROOF TERRACE / WALKING SURFACE

- PRE-FINISHED ALUMINUM DECKING
- PRESSURE TREATED DECK JOISTS (REFER TO STRUCTURAL)

NOTE: ROOF TERRACE / WALKING SURFACE TO BE CONSTRUCTED ABOVE RF1 ASSEMBLY, REFER TO PLAN FOR EXTENTS

GENERAL NOTES

- DO NOT SCALE DRAWINGS; ONLY FIGURED DIMENSIONS ARE TO BE USED. WHERE DOUBT EXISTS, FILE REQUEST FOR INTERPRETATION AND REQUEST CLARITY.
- IT IS THE RESPONSIBILITY OF THE GENERAL CONTRACTOR TO VERIFY DIMENSIONS ON SITE; REPORT DISCREPANCIES TO THE ARCHITECT PROMPTLY.
- GENERAL CONTRACTOR TO TAKE INTO ACCOUNT CONSTRUCTION TOLERANCE; GENERAL CONTRACTOR TO COORDINATE THE WORK OF DIFFERENT TRADES TO COMPLY WITH DESIGN INTENT.
- ALL WORK DESCRIBED IN THESE DRAWINGS AND SPECIFICATIONS ARE TO COMPLY WITH THE CURRENT EDITION OF THE ONTARIO BUILDING CODE (2012) OR NATIONAL BUILDING CODE (2010) INCLUDING MOST RECENT AMENDMENTS.
- DRAWINGS AND SPECIFICATIONS ARE COMPLEMENTARY AND ARE TO BE READ TOGETHER.

COPYRIGHT

THIS DRAWING IS AN INSTRUMENT OF SERVICE AND IS PROTECTED BY COPYRIGHT AND IS THE SOLE PROPERTY OF ARCHITECTS DCA INC. COPIES, INCLUDING ELECTRONIC COPIES MAY ONLY BE USED FOR THE PURPOSE INTENDED, FOR THE SINGLE PROJECT FOR WHICH THEY ARE ISSUED AND MAY NOT BE OFFERED FOR SALE OR TRANSFER WITHOUT THE EXPRESS WRITTEN PERMISSION OF THE ARCHITECT.

ISSUE RECORD:

NO.	DESCRIPTION	DATE
1	ISSUED FOR PRECONSULTATION	2020-02-07
2	ISSUED FOR CLIENT REVIEW	2020-03-17
3	ISSUED FOR CONSULTANT COORD.	2020-03-30
4	ISSUED FOR COORDINATION	2020-06-12
5	ISSUED FOR SITE PLAN APPLICATION	2020-06-29
6	ISSUED FOR 50% COORDINATION	2020-10-06
7	REISSUED FOR SITE PLAN APPLICATION	2020-10-15
8	ISSUED FOR PERMIT	2020-11-06
9	ISSUED FOR COORDINATION	2020-11-26
10	ISSUED FOR COORDINATION	2021-01-29

CLIENT

LANDRIC HOMES
TEL: 819-593-8895
1173 CYRVILLE RD, SUITE 202
OTTAWA, ON, K1J 7S6


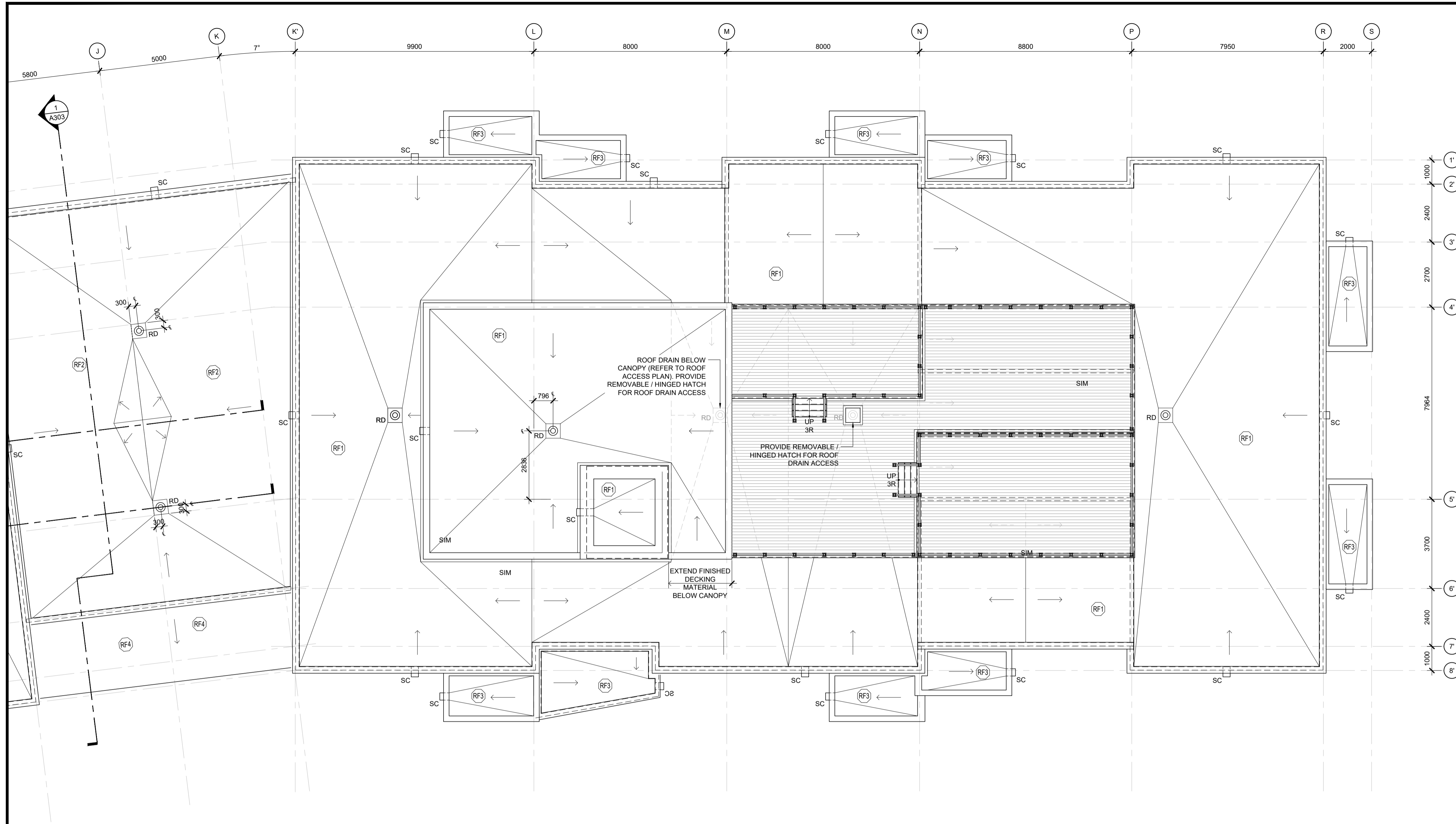
DCA
A GROUP OF ARCHITECTS
201-1339 WELLINGTON ST. WEST OTTAWA ON K1Y 3B8
WWW.ARCHITECTSDCA.COM 613.725.2294

PROJECT TITLE
HILLPARK APARTMENTS
70 & 80 SILO STREET
OTTAWA (ORLEANS), ON

DRAWING TITLE
ROOF PLAN: WEST BUILDING & PODIUM

DATE	DRAWN	JOB NO.	DRAWING NO.
OCT. 2019	IC DR	3206	A212
SCALE	REVIEWED		
1 : 100	TO		

ARCHITECTURAL

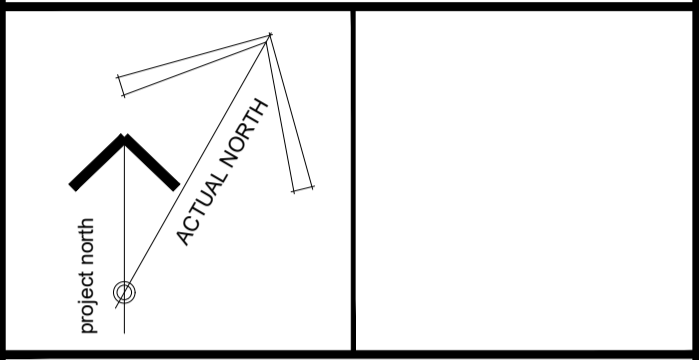


GENERAL NOTES

- DO NOT SCALE DRAWINGS; ONLY FIGURED DIMENSIONS ARE TO BE USED. WHERE DOUBT EXISTS, FILE REQUEST FOR INTERPRETATION AND REQUEST CLARITY.
- IT IS THE RESPONSIBILITY OF THE GENERAL CONTRACTOR TO VERIFY DIMENSIONS ON SITE; REPORT DISCREPANCIES TO THE ARCHITECT PROMPTLY.
- GENERAL CONTRACTOR TO TAKE INTO ACCOUNT CONSTRUCTION TOLERANCE; GENERAL CONTRACTOR TO COORDINATE THE WORK OF DIFFERENT TRADES TO COMPLY WITH DESIGN INTENT.
- ALL WORK DESCRIBED IN THESE DRAWINGS AND SPECIFICATIONS ARE TO COMPLY WITH THE CURRENT EDITION OF THE ONTARIO BUILDING CODE (2012) OR NATIONAL BUILDING CODE (2010) INCLUDING MOST RECENT AMENDMENTS.
- DRAWINGS AND SPECIFICATIONS ARE COMPLEMENTARY AND ARE TO BE READ TOGETHER.

COPYRIGHT

THIS DRAWING IS AN INSTRUMENT OF SERVICE AND IS PROTECTED BY COPYRIGHT AND IS THE SOLE PROPERTY OF ARCHITECTS DCA INC. COPIES, INCLUDING ELECTRONIC COPIES MAY ONLY BE USED FOR THE PURPOSE INTENDED, FOR THE SINGLE PROJECT FOR WHICH THEY ARE ISSUED AND MAY NOT BE OFFERED FOR SALE OR TRANSFER WITHOUT THE EXPRESS WRITTEN PERMISSION OF THE ARCHITECT.



ISSUE RECORD:

NO.	DESCRIPTION	DATE
1	ISSUED FOR PRECONSULTATION	2020-02-07
2	ISSUED FOR CLIENT REVIEW	2020-03-17
3	ISSUED FOR CONSULTANT COORD.	2020-03-30
4	ISSUED FOR COORDINATION	2020-06-12
5	ISSUED FOR SITE PLAN APPLICATION	2020-06-29
6	ISSUED FOR 50% COORDINATION	2020-10-06
7	REISSUED FOR SITE PLAN APPLICATION	2020-10-15
8	ISSUED FOR PERMIT	2020-11-06
9	ISSUED FOR COORDINATION	2020-11-26
10	ISSUED FOR COORDINATION	2021-01-29

CLIENT

LANDRIC HOMES
TEL: 819-593-8895
1173 CYRVILLE RD, SUITE 202
OTTAWA, ON, K1J 7S6



PROJECT TITLE
HILLPARK APARTMENTS
70 & 80 SILO STREET
OTTAWA (ORLEANS), ON

DRAWING TITLE
ROOF PLAN: EAST BUILDING

DATE	DRAWN	JOB NO.	DRAWING NO.
OCT. 2019	IC DR	3206	A213
SCALE	REVIEWED		
1 : 100	TD		

ARCHITECTURAL