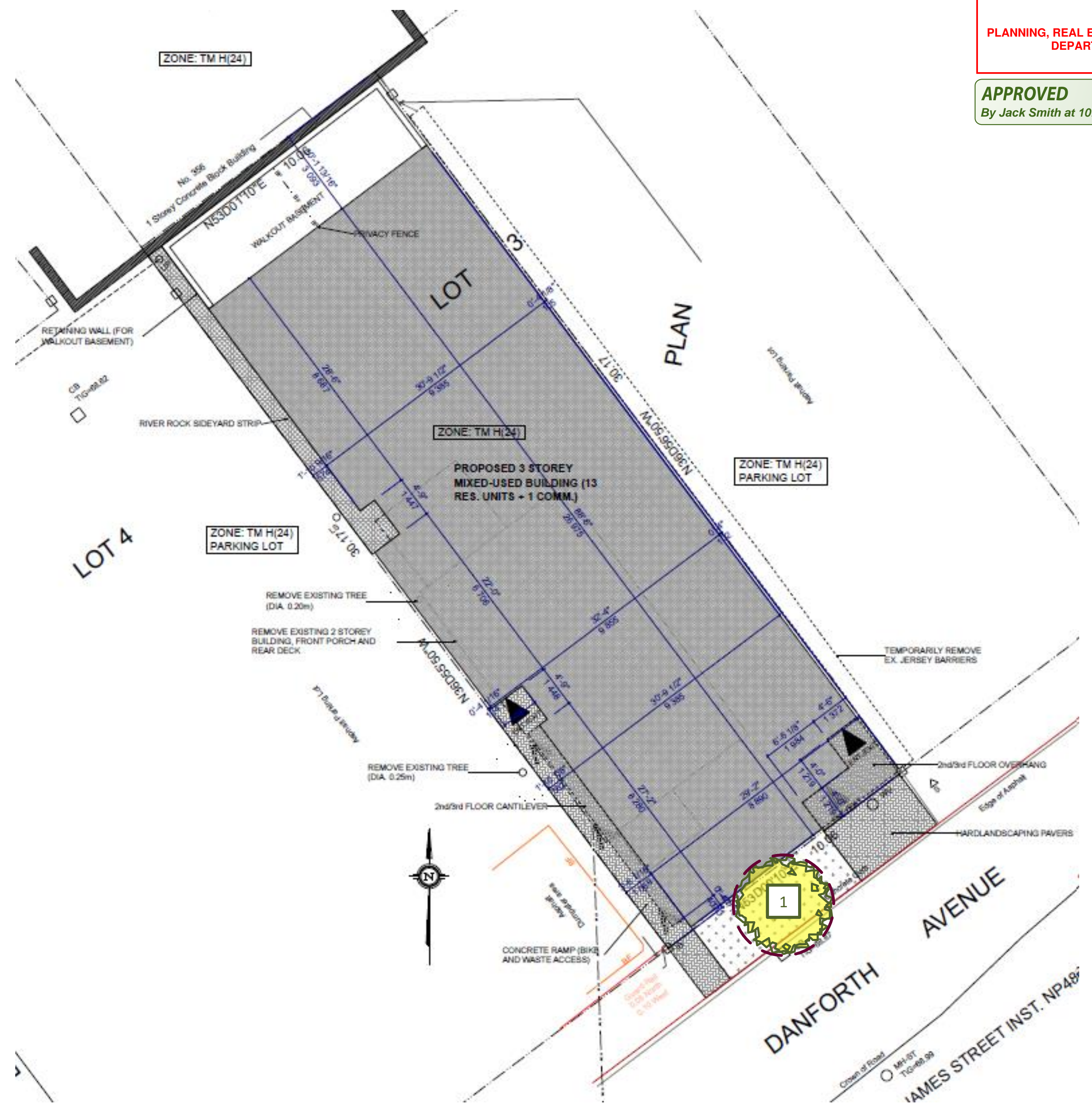


Jack Smith

JACK SMITH  
PLANNER I  
PLANNING, REAL ESTATE & ECONOMIC DEVELOPMENT  
DEPARTMENT, CITY OF OTTAWA

APPROVED  
By Jack Smith at 10:22 am, Aug 17, 2023



### Replacement Tree Specifications

**Note:** Proposed tree locations are suggestions only and should be finalized only once construction is complete and should adhere to City of Ottawa Tree Planting Guidelines. The species recommended herein are the most suitable species based on the existing plans. For best success, tree species should be matched to site conditions.


**Tree 1** should be a small tree at maturity given its spatial limitations. Site conditions are expected to be full light exposure and minimal moisture availability.

**Tree 1** – *Cercis canadensis* (Eastern redbud)

**Note:** Norway maple (*Acer platanoides*) is not recommended as it is highly invasive and not a suitable tree for urban planting.

**All deciduous trees must be a minimum of 50 mm in diameter measured no less than 15 cm above ground level. Coniferous trees must be no less than 200 cm in height.**

**See attached City of Ottawa Tree Planting Specifications for Infill Properties for more details on planting requirements.**



New City Tree

Note that the tree layer has been added to the original site plan supplied by the client in pdf format. This layer refers to the trees only, and the original site plan has not been altered in the process.



Tree Replacement Information – 349 Danforth  
Tree layer prepared by Dendron Forestry Services  
Version 3.0, May 29, 2023  
For more information, please contact info@dendronforestry.ca



## City of Ottawa Tree Planting Specifications for Infill Properties

Compensation planting locations and species must be approved by Forestry Services prior to planting, usually through submission of a Landscape Plan or showing new tree locations on the Tree Information Report. Large-growing, native species are preferred where space and conditions allow.

Any trees planted within the ROW are immediately protected under the Tree Protection by-law ( ) and cannot be moved after planting.

### Planning for planting in the ROW:

- o Determine how much open (soft) space is available in the planting location. A minimum of 9m<sup>2</sup> (1m depth) of good soil is recommended to support one tree. If there is insufficient space to plant in the ROW, planting on private property will be considered.
- o Note the locations and types of existing obstacles, above and below ground, using existing surveys plans, observations, and have utility locations marked by contacting [www.on1call.com](http://www.on1call.com) or 1.800.400.2255 (call before you dig). Use this information along with the setbacks listed below to determine a suitable planting location on the site, and the appropriate size of tree to plant.
- o If there are Hydro wires present over the property, consult Hydro Ottawa's tree planting guidelines: [https://static.hydroottawa.com/documents/publications/safety/tree\\_planting\\_advice-EN.pdf](https://static.hydroottawa.com/documents/publications/safety/tree_planting_advice-EN.pdf).
- o If sensitive marine clay exists on the site, only small-growing, low-water demand species may be planted a minimum of 7.5m from the house.
- o Ensure no future conflicts with building projections, overhead or underground utilities that would pose future maintenance problems or impede full development of the canopy.
- o Tree species must be appropriate for the site (size, salt tolerance, etc). There are many resources available online to help select the right tree for your lot. Keep in mind that often native trees are best adapted to the local climate but less so for high salt conditions.
- o Planting must be done according to the specifications in Forestry Services' tree planting detail.
- o Trees must be watered regularly following planting to ensure proper establishment.
- o The City will assume maintenance responsibilities for trees planted in the ROW.

### Key spacing (minimum distance) guidelines:

- 1m from utility boxes

### For deciduous trees:

- Minimum 50mm caliper stock



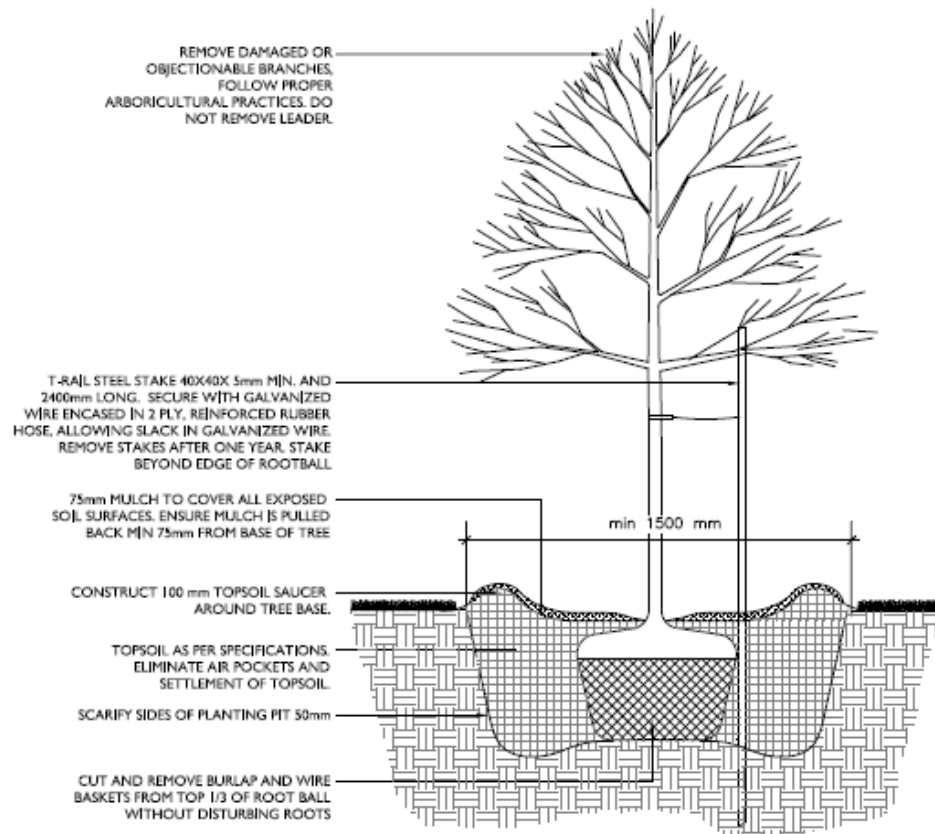
## City of Ottawa Tree Planting Specifications for Infill Properties

- 1.5m from sidewalks, driveways, walkways, fences, sound walls, and old stumps.
- 2.5m from curbs, hydro transformers, or behind fire hydrants
- 4-7m from any part of an existing tree, depending on canopy width
- 10m from bus shelters and community mailboxes

### For conifer (evergreen) trees:

Follow same setbacks as deciduous, but due to the widest branching being at the base of the tree, conifers need greater setbacks for ground-level obstacles.

- Minimum 200cm height stock
- 4.5m setbacks from sidewalks, walkways, driveways, and curbs.
- Do not plant on corners where sight lines will be compromised.



#### NOTES:

1. PROTECT TRUNK DURING TRANSPORT AND INSTALLATION. ALL WRAPPING TO BE REMOVED BEFORE FINAL INSPECTION;
2. ALL PROTECTIVE WRAPPING SHALL BE REMOVED AFTER INSTALLATION;
3. STAKING OF TREES SHALL BE PERFORMED ONLY IF DEEMED NECESSARY;
4. ALL DIMENSION IN MILLIMETERS UNLESS OTHERWISE NOTED.