

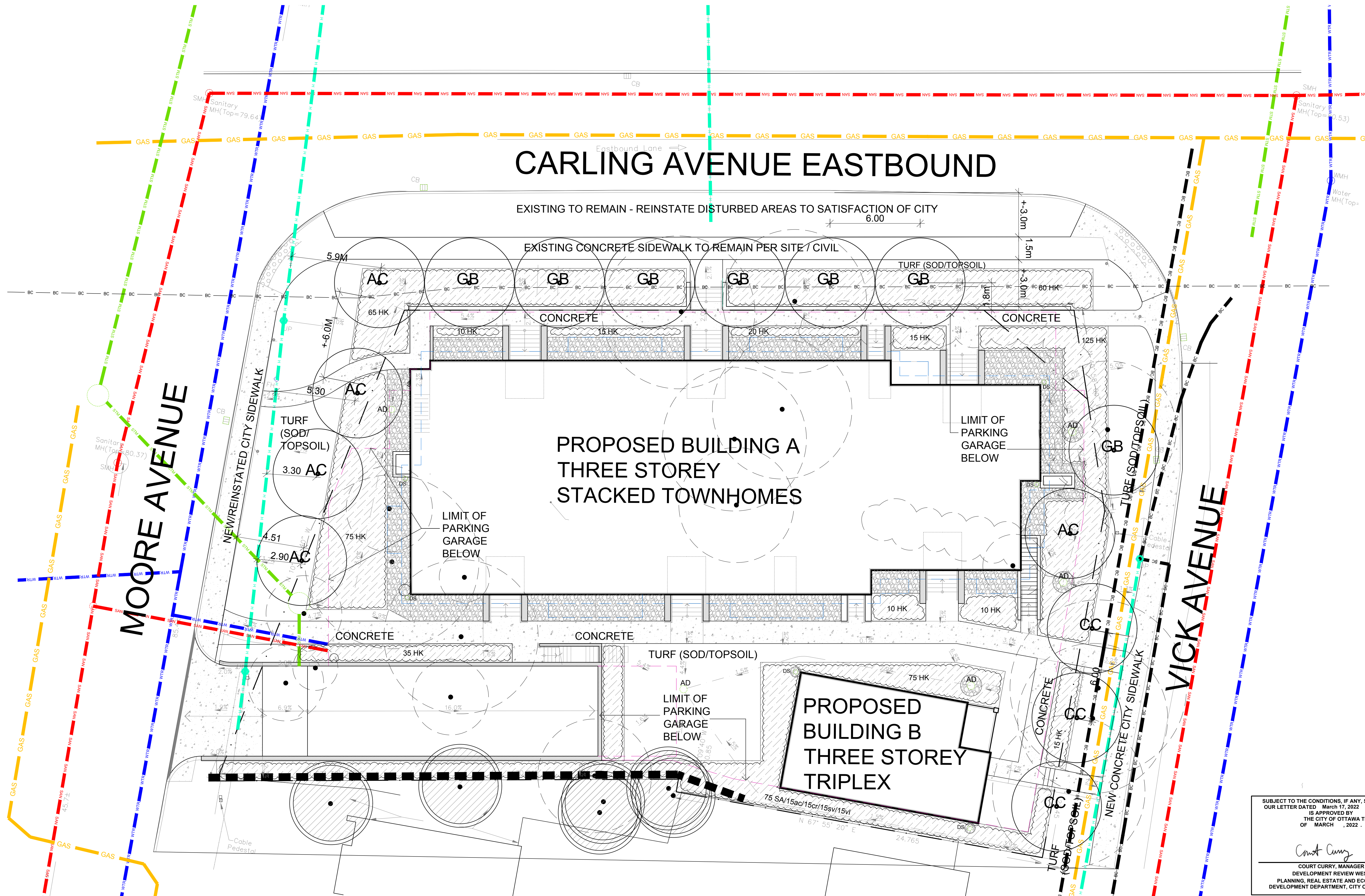
Drawing Remains the Property of/Copyright Reserved by Gino J. Aiello Landscape Architect. Do Not Use or Reproduce Without Approval of Gino J. Aiello.

**NOT** To Be Used For Construction **Unless** indicated by Revision: **"FOR LANDSCAPE CONSTRUCTION"**.

**Contractor is Responsible** for Verification of Site Locations of all Utilities. Report any Discrepancies Between Site and Drawing Immediately to Gino J. Aiello. Do NOT Proceed Until Clarified.

TURF AREAS TO BE SOD C/W 150MM DEPTH TOPSOIL ON APPROVED SUBGRADE | SOD TO BE #1 GRADE TURFGRASS NURSERY SOD per NSGA - Fine Fescue/Kentucky Bluegrass Sod | PLANTING MIX TO BE APPROVED BY LANDSCAPE ARCHITECT | PLANT MATERIAL TO MEET CNLA STANDARDS/BE APPROVED BY LANDSCAPE ARCHITECT PRIOR TO PLANTING | ALL MATERIALS & WORK TO BE MAINTAINED UNTIL FINAL ACCEPTANCE, (MOWING TURF, WEEDING BEDS, WATERING TURF & PLANTS) & INCLUDE 1 YEAR WARRANTY FROM DATE OF FINAL ACCEPTANCE | PROVIDE WATERING OF ALL PLANT MATERIAL AS REQUIRED FOR PROPER ESTABLISHMENT, UNTIL END OF WARRANTY PERIOD | REFER TO CIVIL ENGINEER'S DRAWING FOR ELEVATIONS / GRADING |

The Landscape Plan is to be read in conjunction with the grading, servicing, site and survey plan | Bare root material to be planted in season only | All plant material locations to be staked on site by the landscape contractor and checked by the landscape architect prior to planting | All trees to be preserved on or directly adjacent to the site will be protected | Plant material are to be installed a minimum of: 3.0m away from any part of any hydro transformer, 3.0m corridor between a fire hydrant and the curb, a 2.5m radius beside or behind a fire hydrant, 2.0m from any servicing/utility line or structure |



REFER TO TCR BY IFS

- Existing Tree to Remain
- Existing Tree to be Removed
- Protection for Existing Trees

LANDSCAPE PLAN LEGEND

- Proposed Coniferous Tree
- Proposed Deciduous Tree
- Proposed Planting Bed
- Proposed Riverwash Stone On Filter Cloth
- Proposed Area Drain
- Proposed Downspout


REFER TO CIVIL/CUP BY MP

- U/G Water Service
- U/G Storm Service
- U/G Sanitary Service
- O/H Hydro Service
- U/G Gas Service
- U/G TelCo Service

|     |                       |                  |
|-----|-----------------------|------------------|
| 3   | THIRD SUBMISSION SPC  | JUNE 9 2021      |
| 2   | SECOND SUBMISSION SPC | MARCH 17 2021    |
| 1   | FIRST SUBMISSION SPC  | NOVEMBER 20 2020 |
| No. | Revision              | Date             |

SUBJECT TO THE CONDITIONS, IF ANY, SET FORTH IN OUR LETTER DATED March 17, 2022, THIS PLAN IS APPROVED BY THE CITY OF OTTAWA THIS 17 DAY OF MARCH, 2022.

*Court Curry*  
COURT CURRY, MANAGER  
DEVELOPMENT REVIEW WEST  
PLANNING, REAL ESTATE AND ECONOMIC DEVELOPMENT DEPARTMENT, CITY OF OTTAWA



Property Owner: **1408505 Ontario Inc.**  
c/o Holzman Consultants Inc.  
311 Richmond Road, Suite 203 | Ottawa, ON | K1Z 6X3

Gino J. Aiello landscape architect www.GJALA.com  
110 Didsbury Road Unit # 9 | Ottawa Ontario | K2T 0C2

Project: **RESIDENTIAL DEVELOPMENT**  
2830 Carling Avenue Ottawa

Drawing: **Landscape Plan**

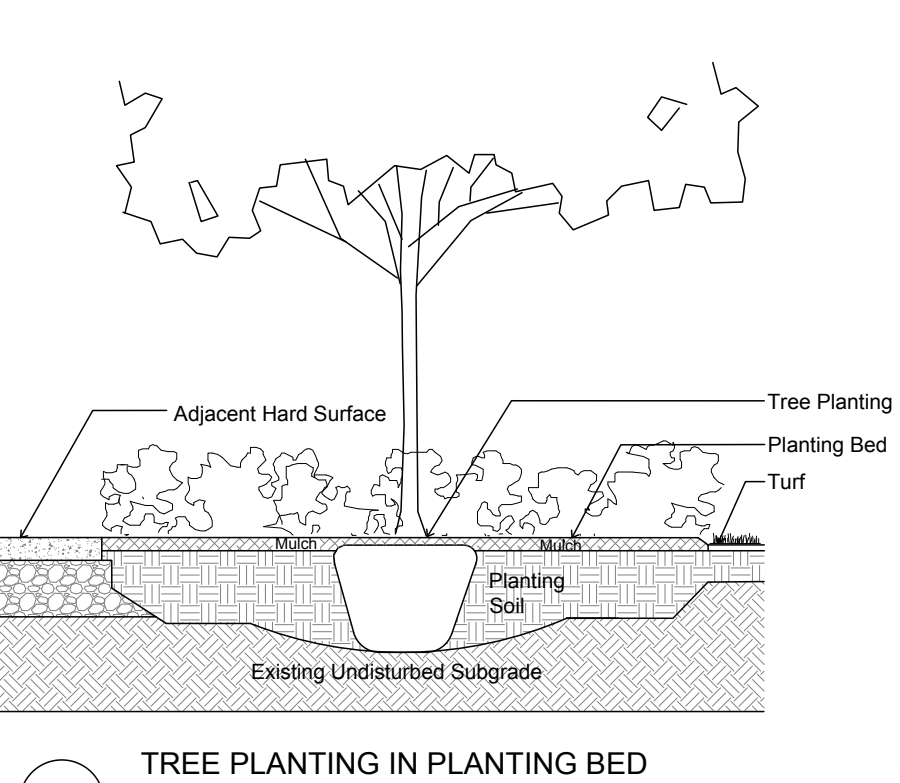
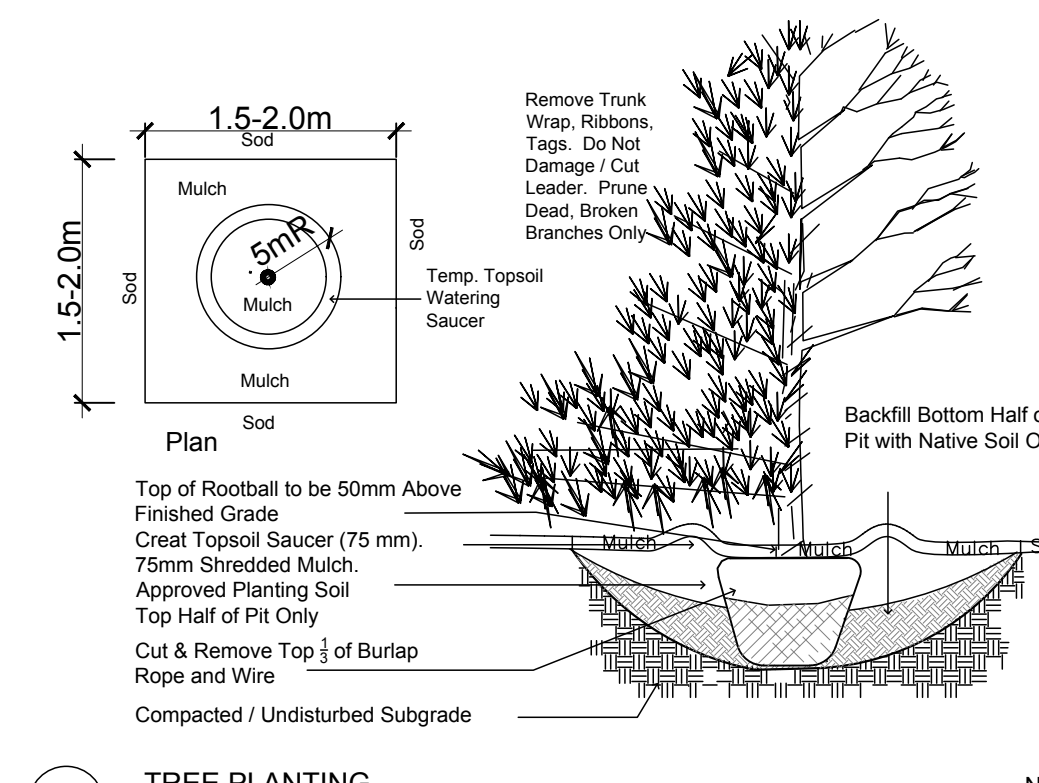
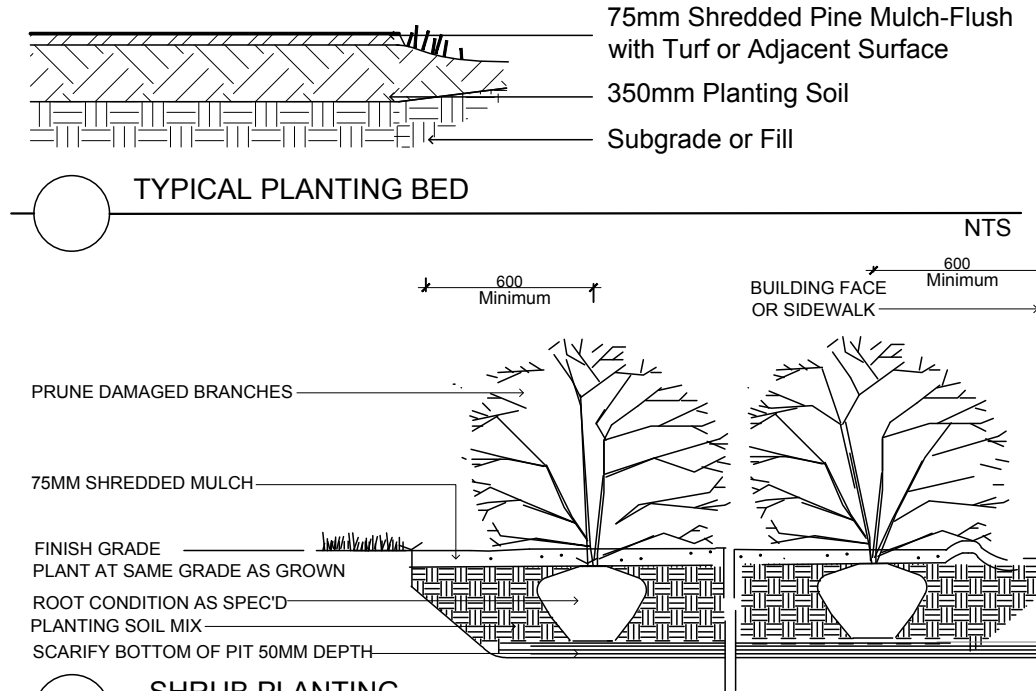
Date: **OCTOBER 2020**  
Scale: **1:125**  
City of Ottawa  
Dwg - 18307

Sheet Number: **L1**

D07-12-20-1063

| Code                       | Qty. | Botanical Name                 | Common Name              | Size     | Condition      |
|----------------------------|------|--------------------------------|--------------------------|----------|----------------|
| <b>TREES 2830 CARLING</b>  |      |                                |                          |          |                |
| AC                         | 5    | Amelanchier canadensis         | Serviceberry             | 50mm cal | B + B specimen |
| CC                         | 3    | Crataegus crus-galli 'Inermis' | Thornless Cockspur Hawth | 50mm cal | B + B specimen |
| GB                         | 7    | Ginkgo biloba                  | Maidenhair Tree          | 70mm cal | B + B specimen |
| <b>SHRUBS 2830 CARLING</b> |      |                                |                          |          |                |
| ac                         | 15   | Amelanchier canadensis         | Serviceberry             | 60cm Ht. | Pot            |
| cr                         | 15   | Cornus racemosa                | Grey Dogwood             | 60cm Ht. | Pot            |
| HK                         | 530  | Hypericum kalmianum            | St. John's Wort          | 30cm Ht. | Pot            |
| SA                         | 75   | Spiraea alba                   | Meadowsweet              | 50cm Ht. | Pot            |
| sva                        | 15   | Syringa vulgaris 'Alba'        | White Common Lilac       | 60cm Ht. | Pot            |
| vl                         | 15   | Viburnum lentago               | Nannyberry               | 60cm Ht. | Pot            |
| PV                         | 75   | Panicum virgatum               | Switch Grass             | 9cm Pot  |                |

During Excavation/Bed Preparation if Extreme Conditions are Encountered (Water, Rock, Gravel...) that could Effect Planting, Notify GJALA Immediately.



**GENERAL CONCRETE NOTES:**  
ALL CONCRETE FINISHES TO BE APPROVED BY GJA LANDSCAPE ARCHITECT.

SAWCUT LAYOUT FOR ALL AREAS TO BE MARKED ON SITE IN RED CHALK, REVIEWED, ADJUSTED AND APPROVED BY GJA LANDSCAPE ARCHITECT-PRIOR TO ANY CUTTING.

EXPANSION JOINT LAYOUT FOR ALL AREAS TO BE LAID OUT ON SITE, REVIEWED, ADJUSTED AND APPROVED BY GJA LANDSCAPE ARCHITECT-PRIOR TO ANY CONCRETE POURING.

**FINISH:** TOOL EDGE FIRST, THEN WIPE OFF TOOL MARKS WHILE APPLYING FINISH

Concrete 125mm Thick, 32mpa, 6% Air Entrainment 6x6 Wire Mesh, Fibre Exp. Joints at all Hard Edges and 6m O.C. in Both Directions, Sawcut Control Joints (1" depth) 2.0m O.C. minimum

