





LANDSCAPE NOTES

- GENERAL
1. THE CONTRACTOR IS TO TAKE ALL NECESSARY PRECAUTIONS TO PROTECT EXISTING SITE FEATURES UNLESS IDENTIFIED FOR REMOVAL OR DEMOLITION, INCLUDING ALL SURVEY BARS AND STAKES. CONTRACTOR IS TO MAKE GOOD ANY DAMAGE.

ENVIRONMENTAL NOTES

- 1. THE CONTRACTOR SHALL ADHERE TO SPECIAL PROVISION REQUIREMENTS FOR THE MANAGEMENT OF ON-SITE MATERIAL AS PER THE DRAWINGS AND SPECIAL PROVISIONS OF THIS CONTRACT.
2. THE CONTRACTOR SHALL ENSURE THAT ALL REASONABLE MEASURES ARE TAKEN TO LIMIT GROUND DISTURBANCE CAUSED BY HEAVY EQUIPMENT USAGE, AND THAT EROSION AND SEDIMENT CONTROLS WILL BE INSTITUTED ON DISTURBED AREAS.

FORESTRY (TREE REMOVALS AND PRUNING)

- 1. ALL FORESTRY WORK SHALL BE FACILITATED AT A PRE-CONSTRUCTION MEETING WITH CONTRACT ADMINISTRATION PRIOR TO THE WORK AND TO REVIEW AND MARK PROPOSED REMOVALS IN THE FIELD.
2. NO TREE REMOVAL WORK IS PERMITTED WITHOUT PRIOR REVIEW AND APPROVAL BY THE CONTRACT ADMINISTRATOR.

SITE PREPARATION

- 1. THE CONTRACTOR SHALL ENSURE POSITIVE DRAINAGE OF ALL AREAS WITHIN THE LIMIT OF THE CONTRACT.
2. CONTRACTOR TO WORK WITHIN GUIDELINES FOR THE CITY'S NOISE BY-LAWS.
3. ANY REFUSE, GARBAGE, OR OTHER DEBRIS ON SITE MUST BE REMOVED AND DISPOSED OF OFF-SITE AT THE EXPENSE OF THE CONTRACTOR.

SEDIMENTATION CONTROL

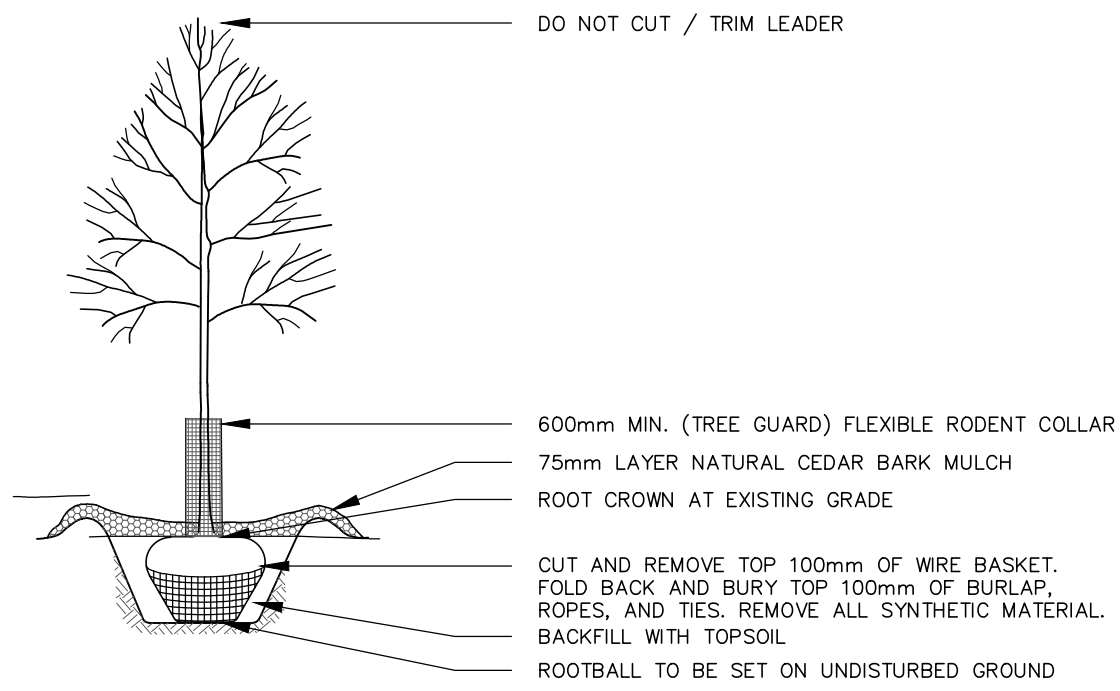
- 1. ALL SILTATION CONTROL FENCING SHALL BE INSTALLED PRIOR TO THE COMMENCEMENT OF EXCAVATION OR GRADING. CONTRACTOR SHALL SUBMIT SEDIMENTATION CONTROL AND EROSION PROTECTION PLAN TO THE CONTRACT ADMINISTRATOR PRIOR TO COMMENCEMENT OF WORK.
2. CONTRACTOR SHALL BE RESPONSIBLE FOR MAINTAINING ALL SILTATION CONTROL DEVICES IN GOOD WORKING ORDER AT ALL TIMES.

UNDERGROUND SERVICES AND UTILITIES

- 1. UTILITIES MUST BE LOCATED BY THE UTILITY COMPANIES BEFORE CONSTRUCTION BEGINS. CONTRACTOR IS RESPONSIBLE FOR ANY DAMAGES WHICH OCCUR TO EXISTING SERVICES DURING CONSTRUCTION.
2. CONTRACTOR IS RESPONSIBLE FOR LOCATING ALL EXISTING UTILITIES ON THE SITE.
3. CONTRACTOR MUST CHECK & VERIFY ALL DIMENSIONS AND CONDITIONS ON THE JOB, REPORTING ALL DISCREPANCIES TO THE CONTRACT ADMINISTRATOR BEFORE PROCEEDING WITH THE WORK.

PLANTING

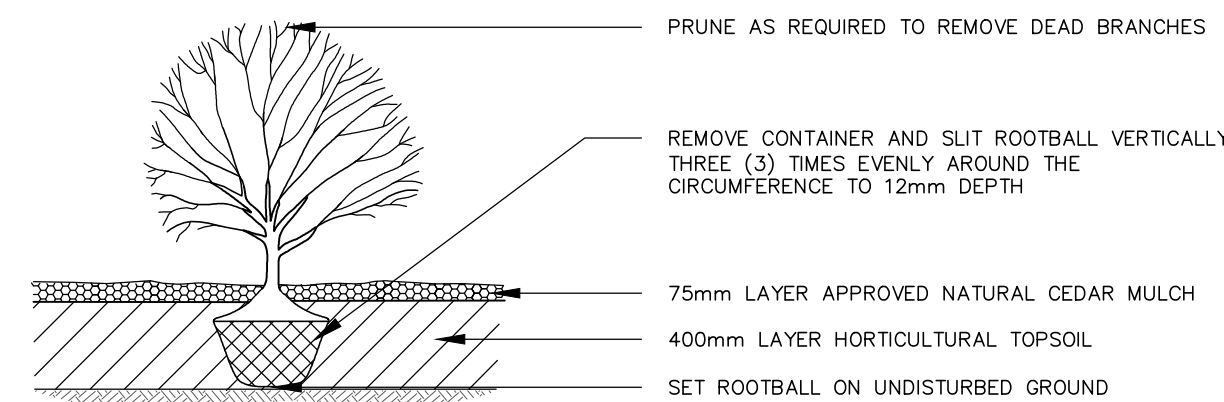
- 1. ALL PLANTINGS SHALL BE UNDER WARRANTY FOR ONE YEAR (1 YEAR) FROM DATE OF FINAL ACCEPTANCE AND AS SPECIFIED. WARRANTY CONDITIONS SHALL INCLUDE WATERING AS REQUIRED TO SUSTAIN VIVACIOUS GROWTH DURING THE ESTABLISHMENT/WARRANTY PERIOD.
2. THE CONTRACTOR SHALL UNDERTAKE PLANTING PROPOSED ACCORDING TO THE DRAWINGS AND AS SPECIFIED. PLANTING SOIL SHALL COMPLY WITH THESE REQUIREMENTS.
3. ALL PLANTING SHALL BE UNDERTAKEN WITHIN THE FOLLOWING PLANTING PERIODS: MAY 1- JUNE 30, SEPTEMBER 1-OCTOBER 15.



- NOTES:
1. REFER TO GENERAL PLANTING NOTES THIS SHEET.
2. PIT SIZE DETERMINED BY TYPE OF MATERIAL TO BE PLANTED. PIT SHALL BE MINIMUM 3X (THREE) WIDTH OF ROOTBALL.

1 DECIDUOUS TREE PLANTING

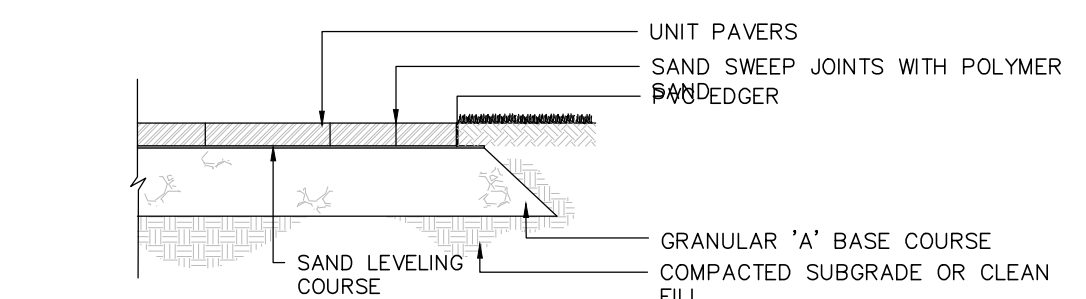
L200 SCALE: NOT TO SCALE



- NOTES:
1. REFER TO PLANTING NOTES THIS SHEET.
2. DETAIL ALSO APPLIES TO PROPOSED ORNAMENTAL GRASS PLANTINGS.
3. EXCAVATE ALL AREAS OF PROPOSED PLANTING TO DEPTH OF 400mm MINIMUM. BACKFILL WITH TOPSOIL AS SPECIFIED. SEE PLANTING NOTES THIS SHEET.

2 SHRUB / ORNAMENTAL GRASS PLANTING

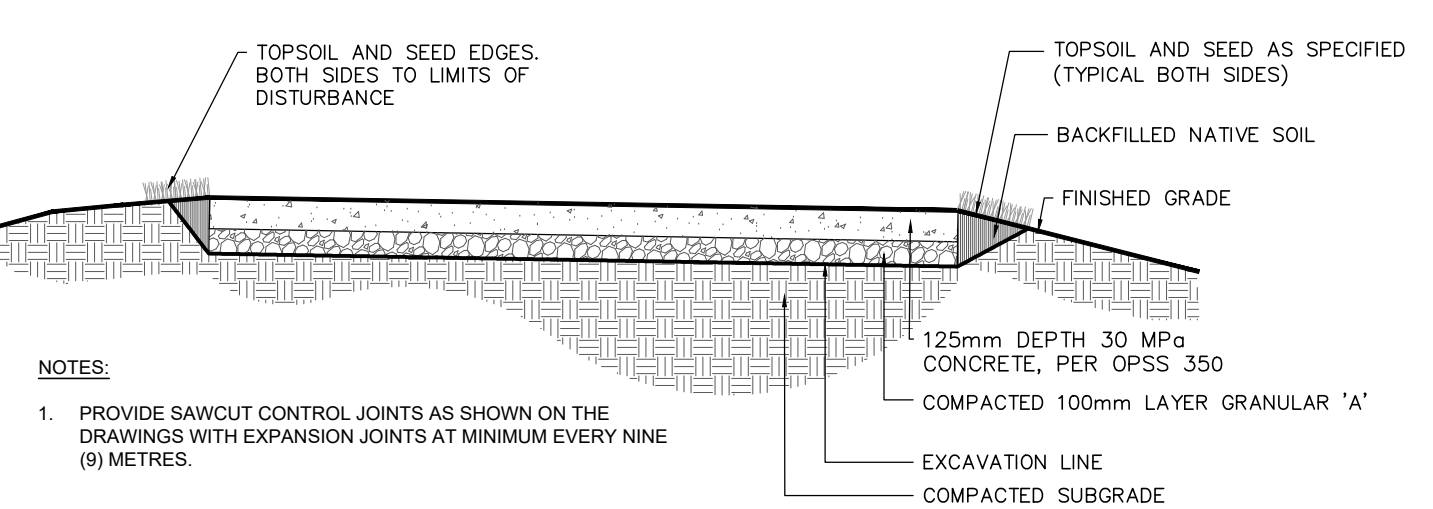
L200 SCALE: NOT TO SCALE



- NOTES:
1. ALL DIMENSIONS IN mm UNLESS SHOWN OTHERWISE.
2. CROSS SLOPE PAVERS 2% IN DIRECTION OF NATURAL DRAINAGE TO PROVIDE POSITIVE DRAINAGE.
3. REFER TO THE DRAWINGS FOR AREAS OF PAVEMENT TYPE, LAYOUT AND COLOUR.

3 CONCRETE UNIT PAVER ON GRANULAR BASE

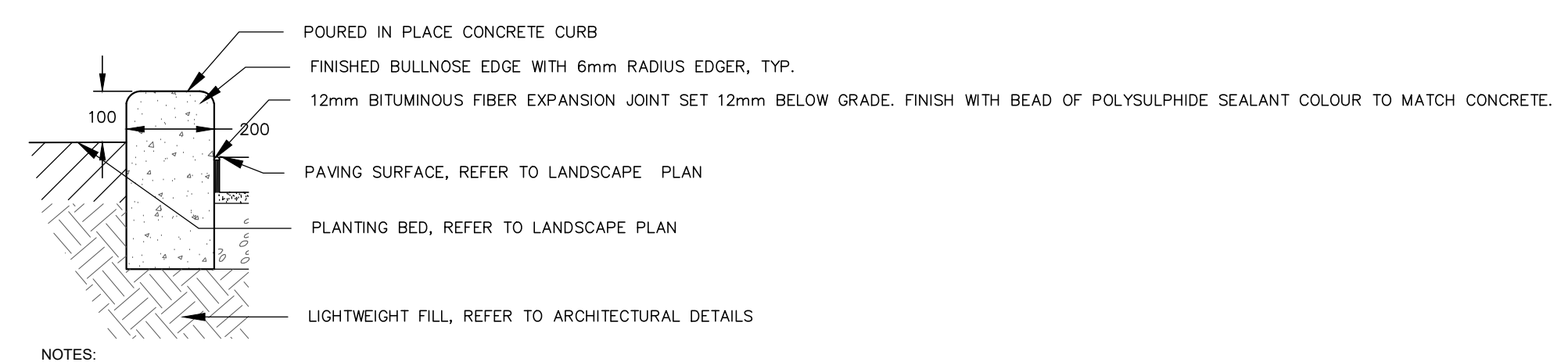
L200 SCALE: NOT TO SCALE



- NOTES:
1. PROVIDE SAWCUT CONTROL JOINTS AS SHOWN ON THE DRAWINGS WITH EXPANSION JOINTS AT MINIMUM EVERY NINE (9) METRES.

4 CONCRETE WALKWAY

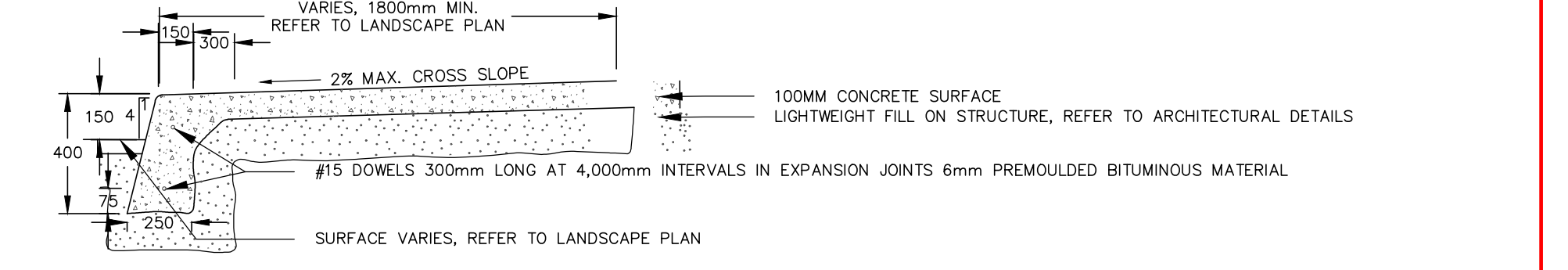
L200 SCALE: NOT TO SCALE



- NOTES:
1. ALL DIMENSIONS IN mm UNLESS SHOWN OTHERWISE.

5 CONCRETE PLANTER CURB

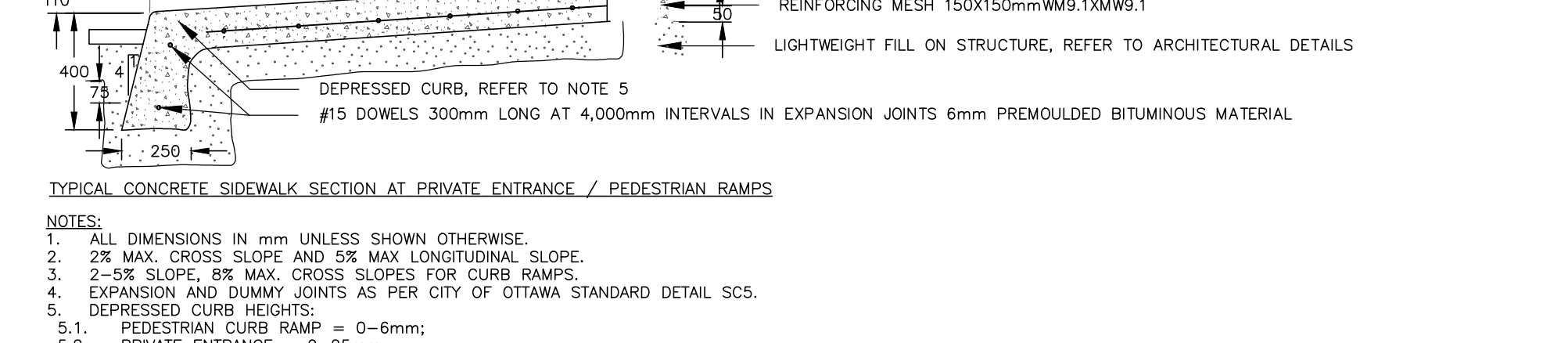
L200 SCALE: NOT TO SCALE



- NOTES:
1. ALL DIMENSIONS IN mm UNLESS SHOWN OTHERWISE.
2. 2% MAX. CROSS SLOPE AND 5% MAX. LONGITUDINAL SLOPE.
3. 2-5% SLOPE, 8% MAX. CROSS SLOPES FOR CURB RAMPS.

6 MONOLITHIC CONCRETE CURB AND SIDEWALK

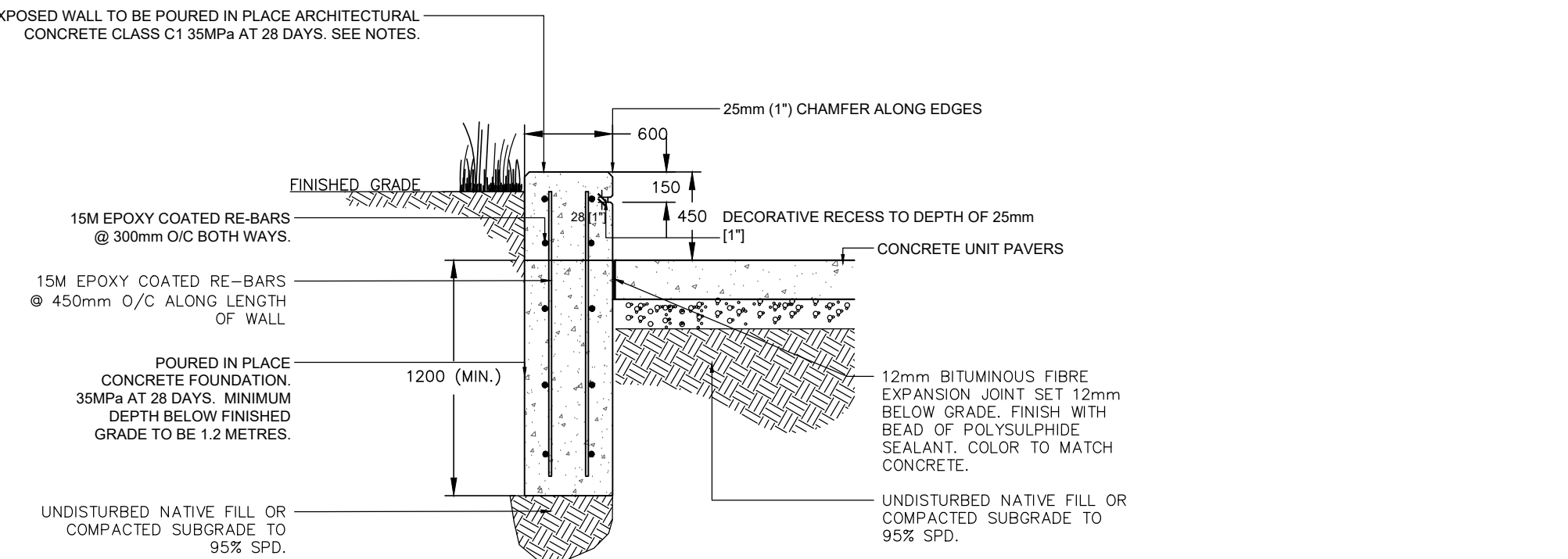
L200 SCALE: NOT TO SCALE



- NOTES:
1. ALL WALL FOUNDATIONS TO BE MINIMUM OF 1.2 METRES BELOW FINISHED GRADE.
2. CONTRACTOR TO SUPPLY ENGINEER STAMPED SHOP DRAWINGS FOR APPROVAL OF THE CONSULTANT.

7 CONCRETE SEAT WALL

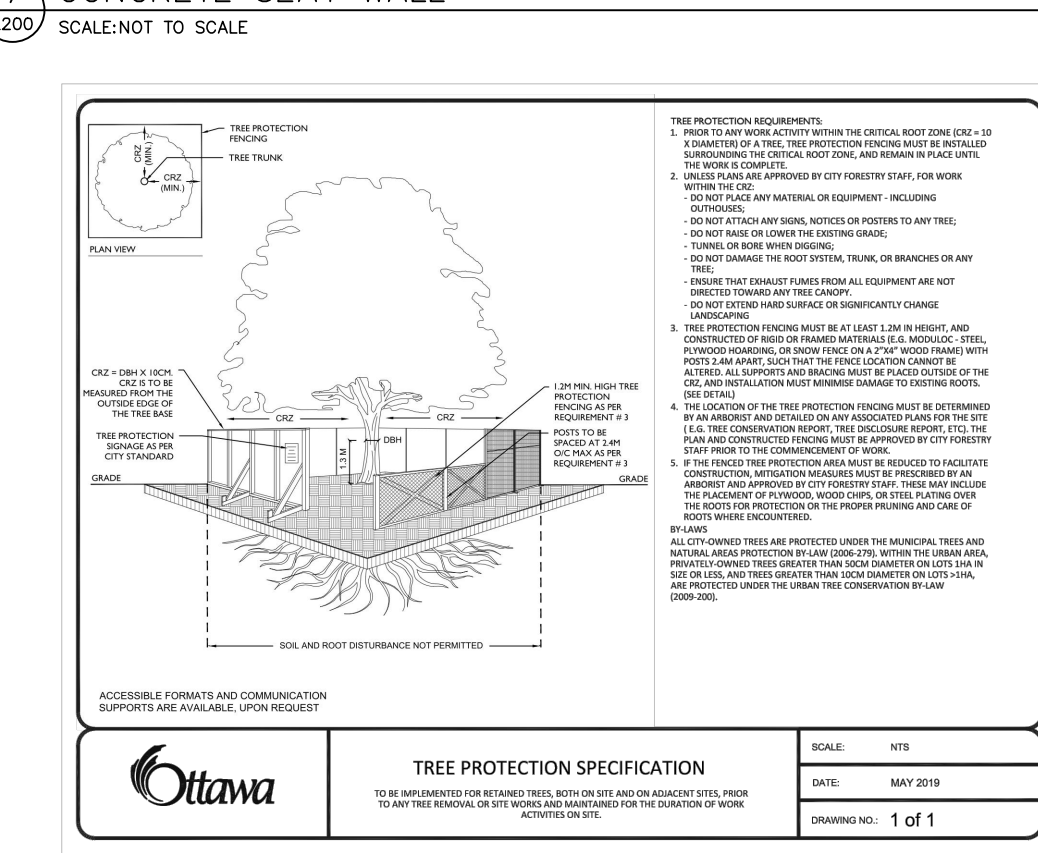
L200 SCALE: NOT TO SCALE



- NOTES:
1. ALL WALL FOUNDATIONS TO BE MINIMUM OF 1.2 METRES BELOW FINISHED GRADE.
2. CONTRACTOR TO SUPPLY ENGINEER STAMPED SHOP DRAWINGS FOR APPROVAL OF THE CONSULTANT.

8 TREE PROTECTION SPECIFICATION

L200 SCALE: NOT TO SCALE



CLIENT:
DESIGN FIRM: wsp Landscape Architecture
KEY MAP: NOT TO SCALE

Allison Hamlin
MANAGER (A), DEVELOPMENT REVIEW WEST
PLANNING, REAL ESTATE & ECONOMIC DEVELOPMENT
DEPARTMENT, CITY OF OTTAWA

APPROVED
By Allison Hamlin at 7:37 pm, Sep 26, 2022

PRELIMINARY
FOR INFORMATION ONLY
2022-08-18

Table with 4 columns: NO., DATE, DESCRIPTION, BY. Contains revision history for SPA, UDRP, and WL.

SCALE: HORIZONTAL NTS FULL SIZE, VERTICAL NTS HALF SIZE

PROJECT TITLE: 6310 CAMPEAU DRIVE, KANATA, ONTARIO

DRAWING TITLE: LANDSCAPE DETAILS

STAMP: NOT FOR CONSTRUCTION

Table with 4 columns: DESIGNED, DRAWN, CHECKED, SEALED. Includes project number 201-03048-00 and drawing number L200.