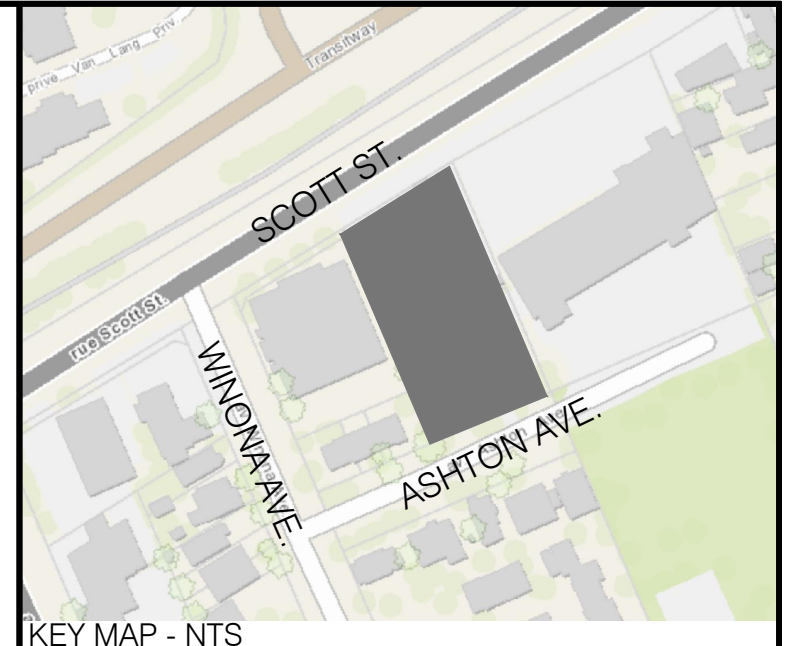
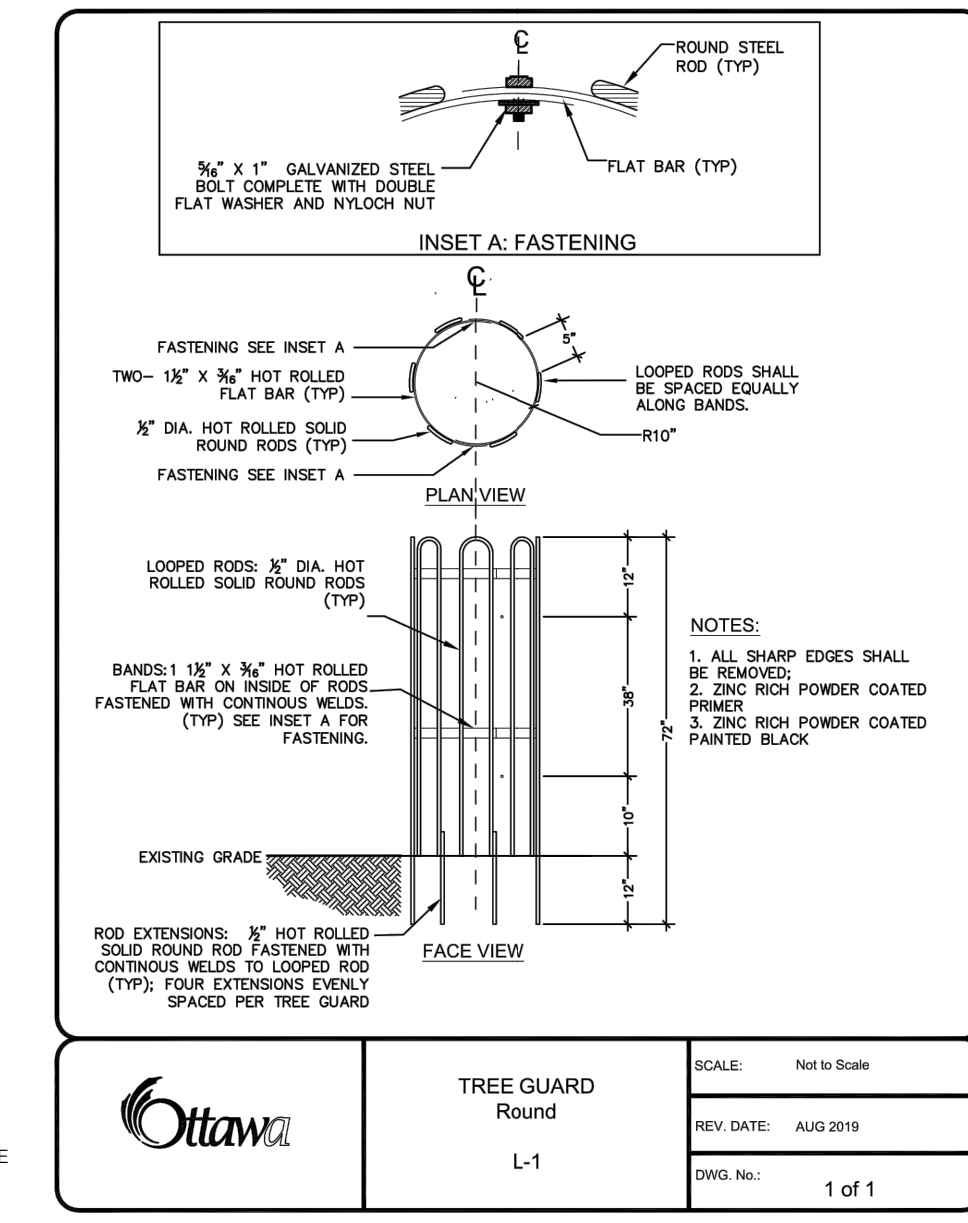
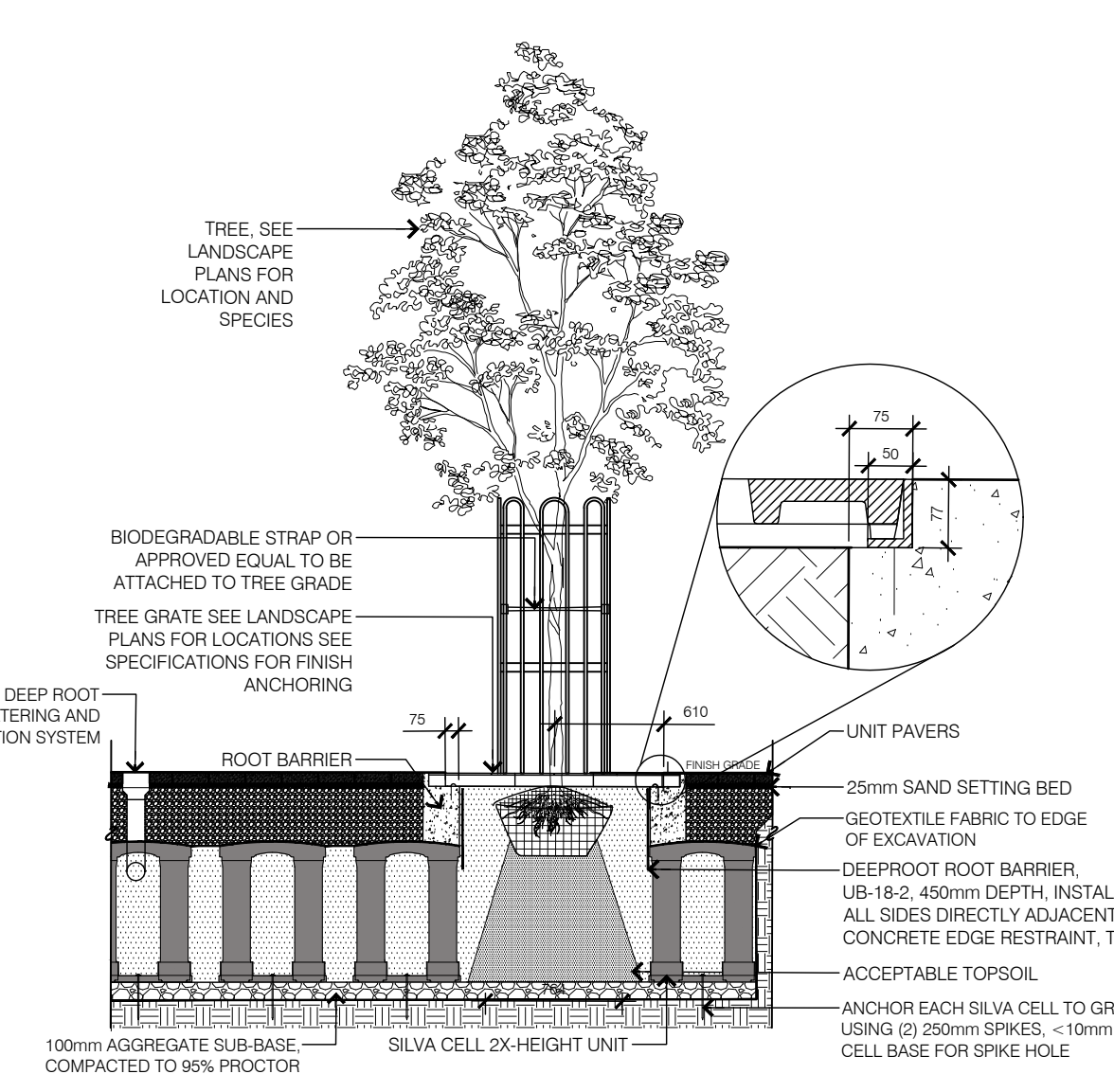
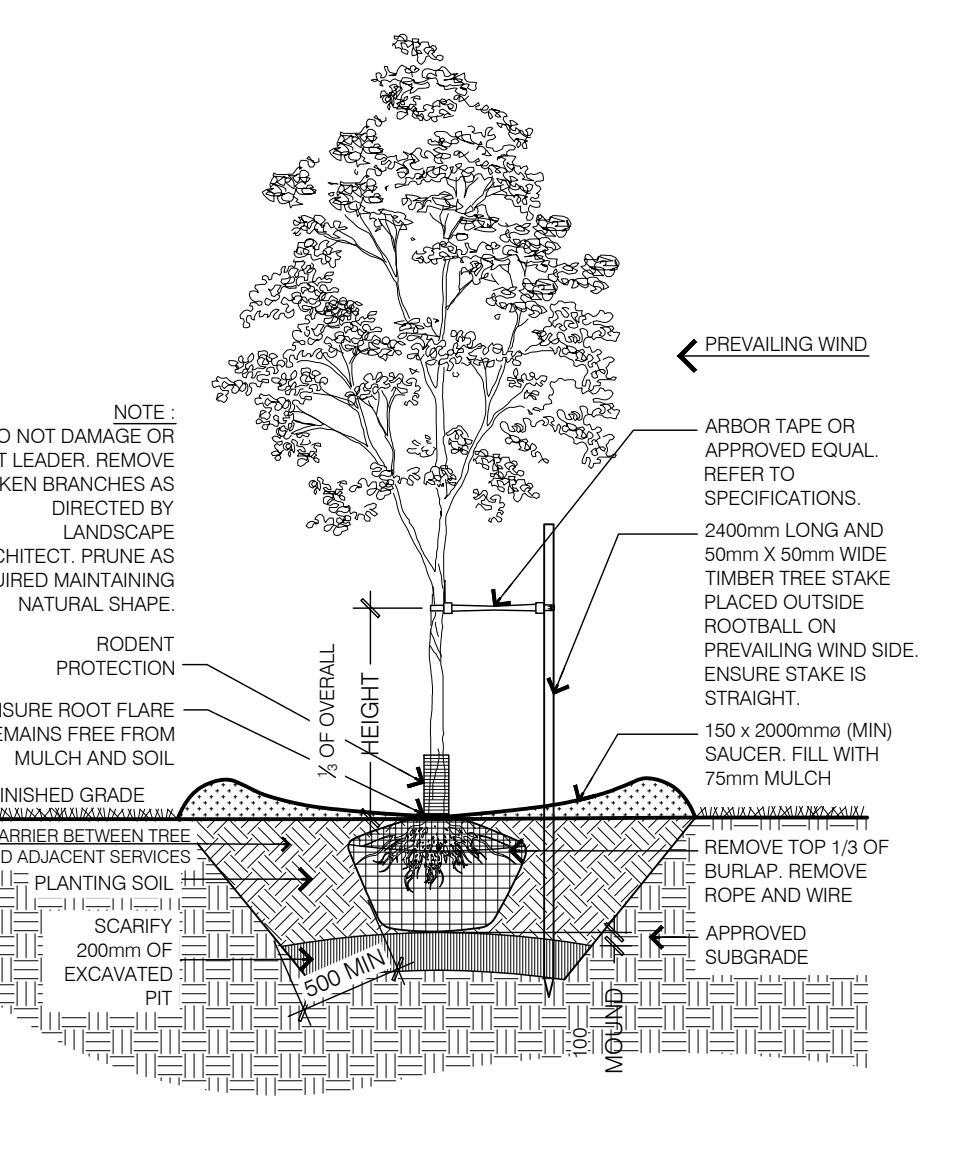
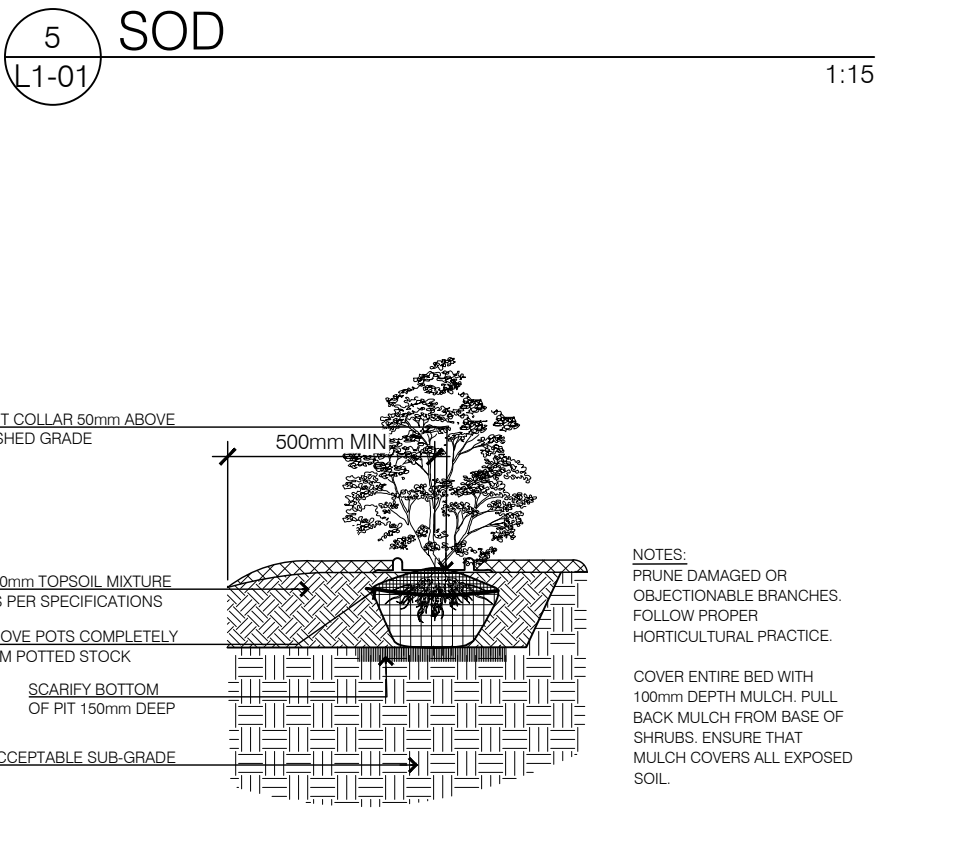
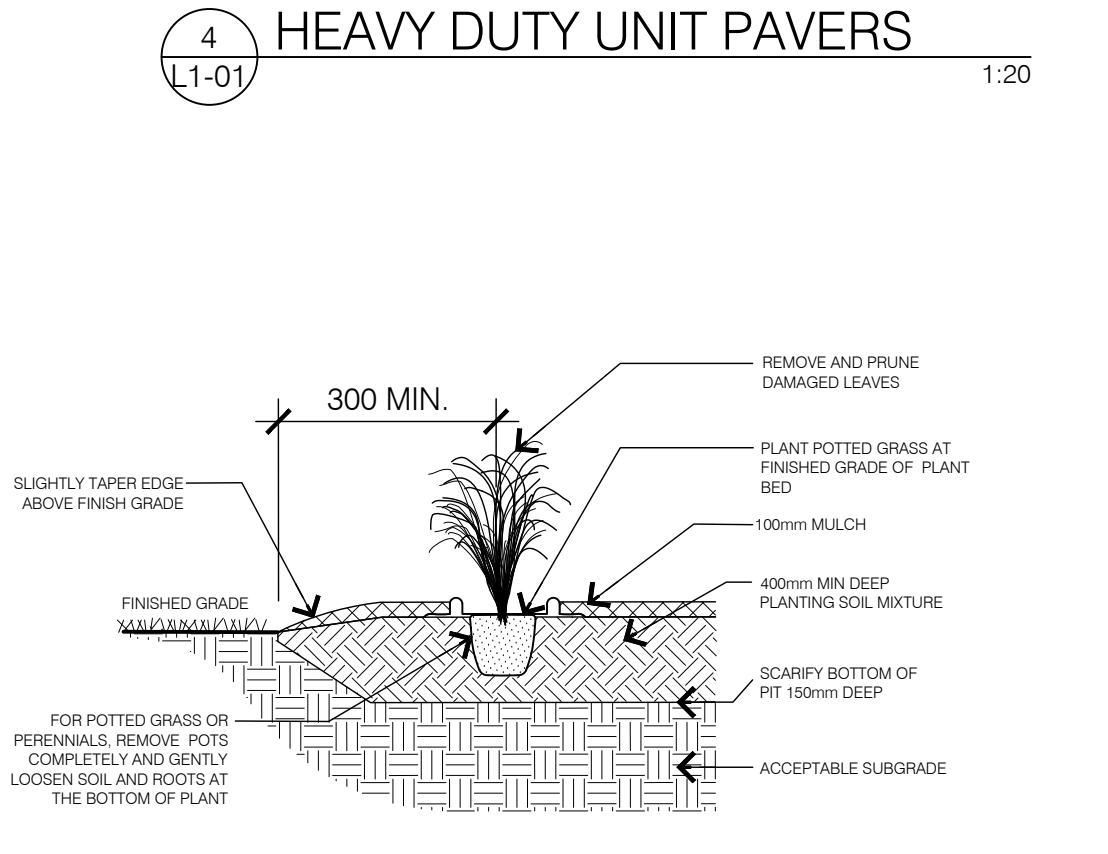
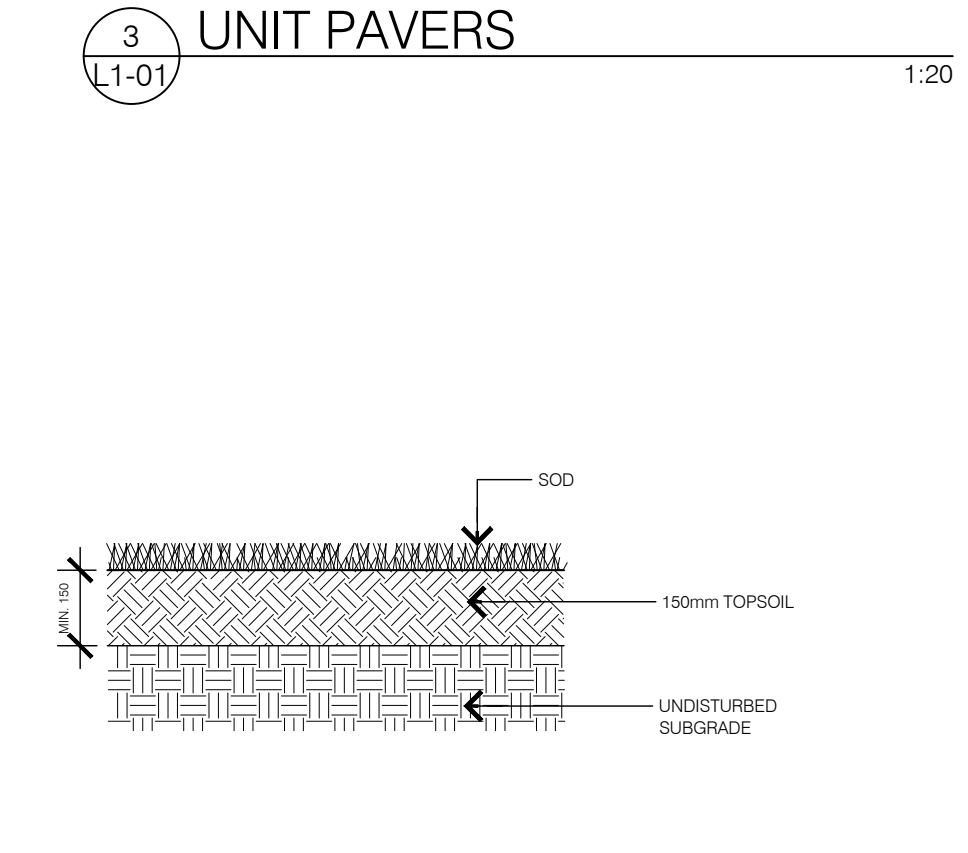
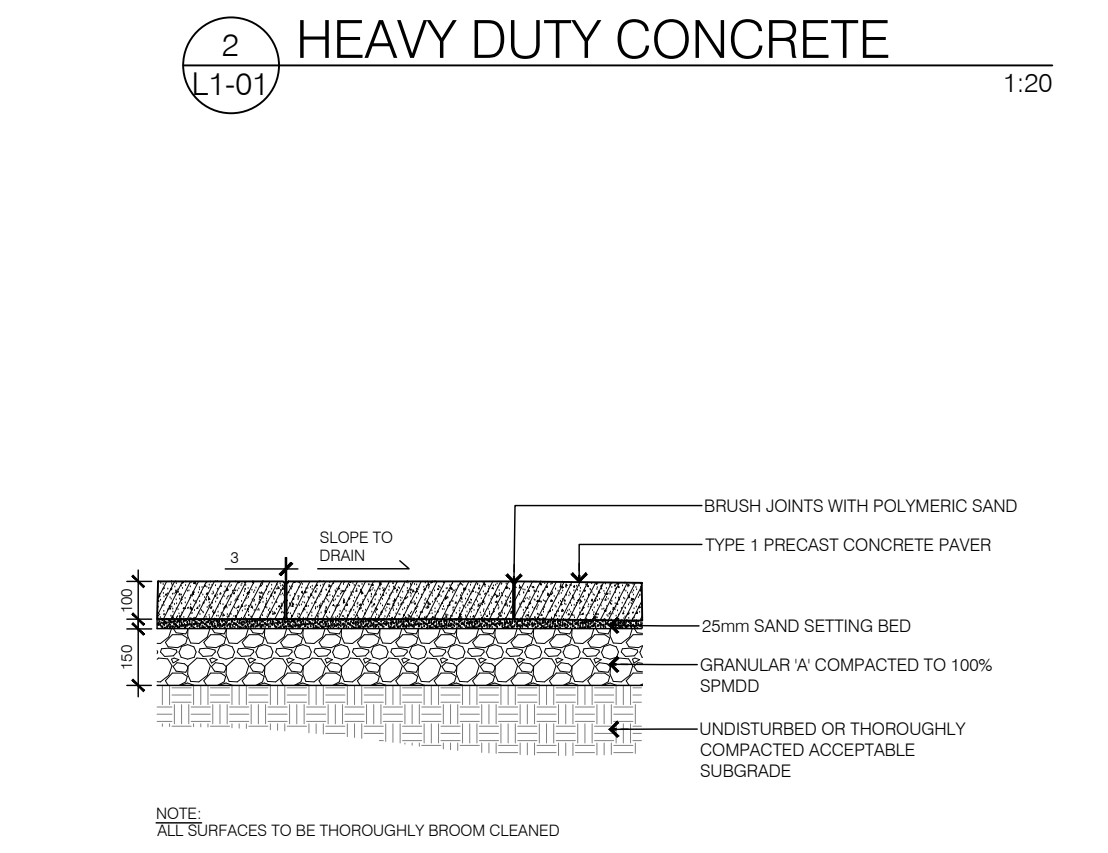
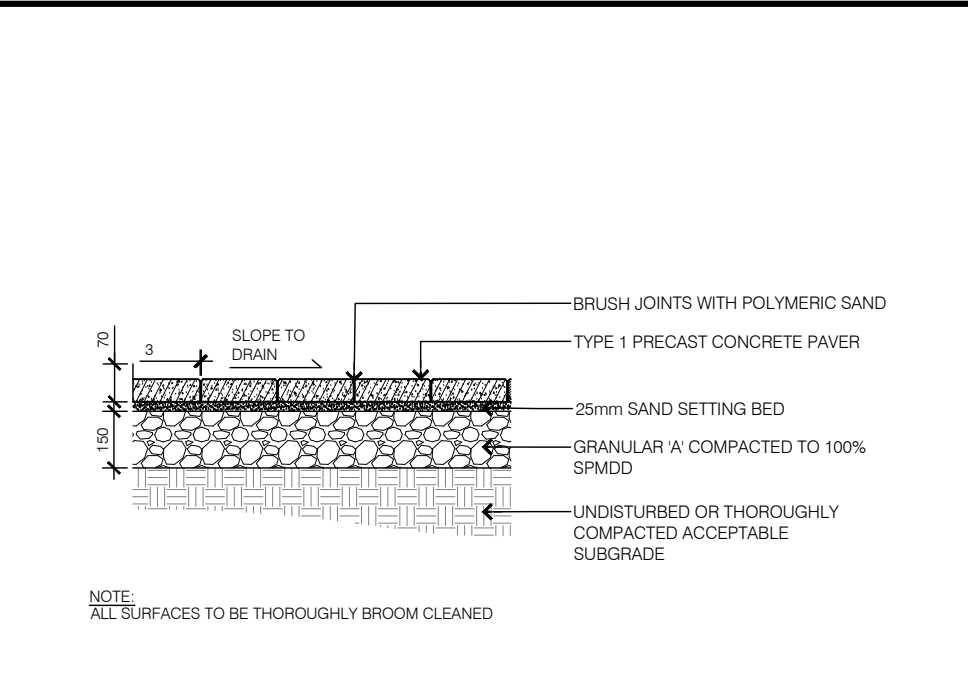
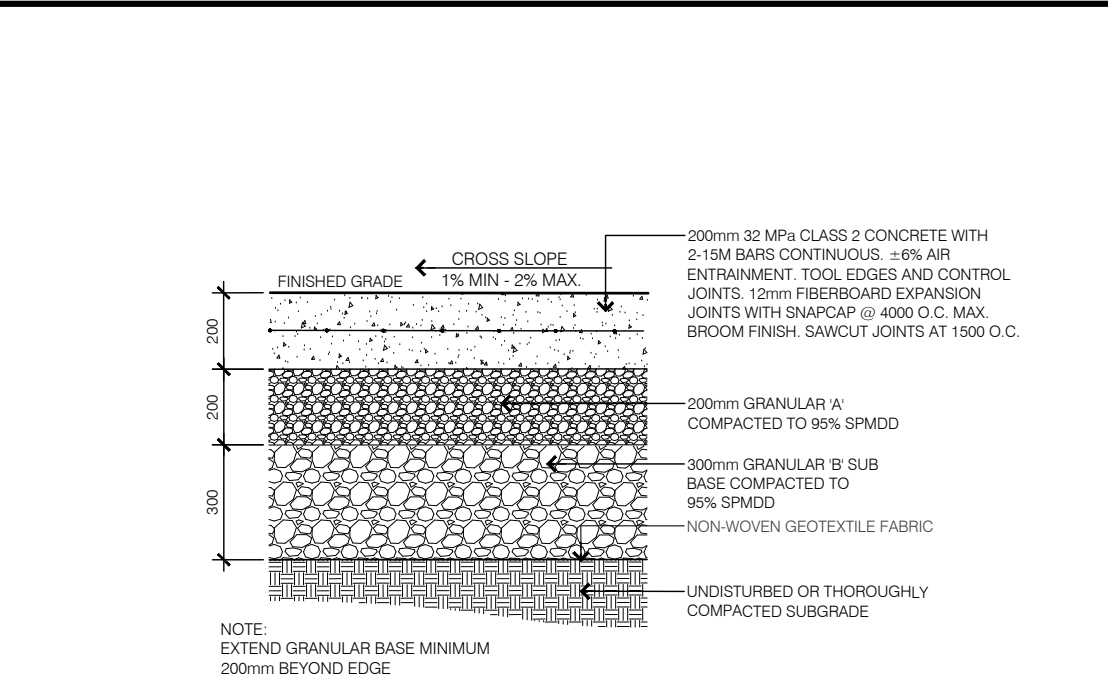


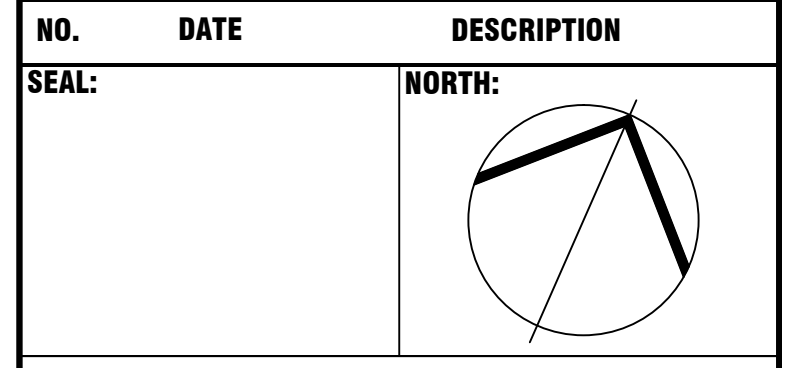
KEY	QTY	BOTANICAL NAME	COMMON NAME	SIZE	COMMENTS
<b>DECIDUOUS TREES</b>					
ARR	2	<i>Acer rubrum</i> 'Red Rocket'	Red Rocket Maple	50mm CAL	B&B, W.B.
AR	2	<i>Acer rubrum</i> 'Armstrong Gold'	Armstrong Gold Maple	60mm CAL	B&B, W.B.
AC	4	<i>Amelanchier canadensis</i>	Servicberry	50mm	W.B.
GB	5	<i>Ginkgo biloba</i> 'Princeton Sentry'	Princeton Sentry Maidenhair Tree	60mm	W.B.
OV	3	<i>Ostrya virginiana</i>	Ironwood	50mm	W.B.
QM	2	<i>Quercus macrocarpa</i>	Burr Oak	50mm	W.B.
<b>SHRUBS</b>					
Tc	13	<i>Taxus cuspidata</i> 'Nana'	Dwarf Japanese Yew	1GAL	POTTED
<b>GRASSES</b>					
cb	20	<i>Calamagrostis brachytricha</i>	Autum Feather Reed Grass	1GAL	POTTED
fg	32	<i>Festuca glauca</i> 'Elijah Blue'	Elijah Blue Fescue	1GAL	POTTED
<b>PERENNIALS</b>					
ac	315	<i>Asarum canadense</i>	Wild Ginger	1GAL	POTTED
ls	25	<i>Liatris spicata</i>	Dense Blazing Star	1GAL	POTTED
hr	13	<i>Hemerocallis</i> 'Rocket City'	Daylily	1GAL	POTTED

- LEGEND:**
- PROPERTY LINE
  - - - BUILDING OVER HANG
  - - - UNDERGROUND PARKING GARAGE
  - - - EXTENT OF TREE CELL
  - [Pattern] HEAVY DUTY CONCRETE (2 L1-01)
  - [Pattern] HEAVY DUTY UNIT PAVER (4 L1-01)
  - [Pattern] UNIT PAVER (3 L1-01)
  - [Pattern] SOD (5 L1-01)
  - [Symbol] NEW DECIDUOUS TREE (8 L1-01)
  - [Symbol] CONIFEROUS SHRUBS (7 L1-01)
  - [Symbol] GRASSES/PERENNIALS (6 L1-01)
  - [Symbol] BENCH
  - [Symbol] BIKE RACK
  - [Symbol] PLANTER



- L1-01 GENERAL NOTES**
- All general site information and conditions compiled from architect's and engineer's plans and surveys.
  - Do not scale this drawing.
  - Report any discrepancies prior to commencing work. No responsibility is borne by the Landscape Architect for unknown subsurface conditions.
  - Reinstate all areas and items damaged as a result of construction activities to the satisfaction of the Landscape Architect.
  - Drawing may not be used for construction until signed by Landscape Architect as issued for construction.
  - The accuracy of the position of utilities is not guaranteed.
  - Individual utility co. must be contacted for confirmation of utility existence and location prior to digging.
  - This drawing is an instrument of service and requires the permission of the Landscape Architect for use. Copyright is reserved by the Landscape Architect, David M. Lashley.
- L1-01 LANDSCAPE NOTES**
- Plant material shall be No. 1 Grade and shall comply with the Metric Guide Specifications for Nursery Stock (latest edition), published by Canadian Nursery Trades Association.
  - Plant substitutions shall not be permitted unless approved by the Landscape Architect.
  - Obtain approval of planting prior to digging.
  - Topsoil shall be garden soil mixture sandy loam with min. 5% organic matter and peat moss added at ratio of 1:10, topsoil to be approved by Landscape Architect.

NO.	DATE	DESCRIPTION
05	2022-07-05	RE-ISSUED FOR SPA
04	2022-02-02	RE-ISSUED FOR SPA
03	2021-09-29	RE-ISSUED FOR SPA
02	2021-06-12	RE-ISSUED FOR SPA
01	2021-03-11	ISSUED FOR SPA



**SURFACE ASSOCIATES**

2500 GLENVIEW AVENUE  
OTTAWA, ON K1V 7E6  
TEL: 613 238 4001  
WWW.SURFACEASSOCIATES.COM

**LASHLEY ASSOCIATES**

LANDSCAPE ARCHITECTURE AND SITE ENGINEERING

**PROJECT:** 2050 SCOTT STREET

OTTAWA, ONTARIO

**DRAWING TITLE:** SPA - LANDSCAPE PLAN

**DATE:** 2021/09/28 **DRAWING NO.:** L1-01

**SCALE:** AS SHOWN

**DRAWN BY:** EL

**LA PROJECT NO.:** 21801-1