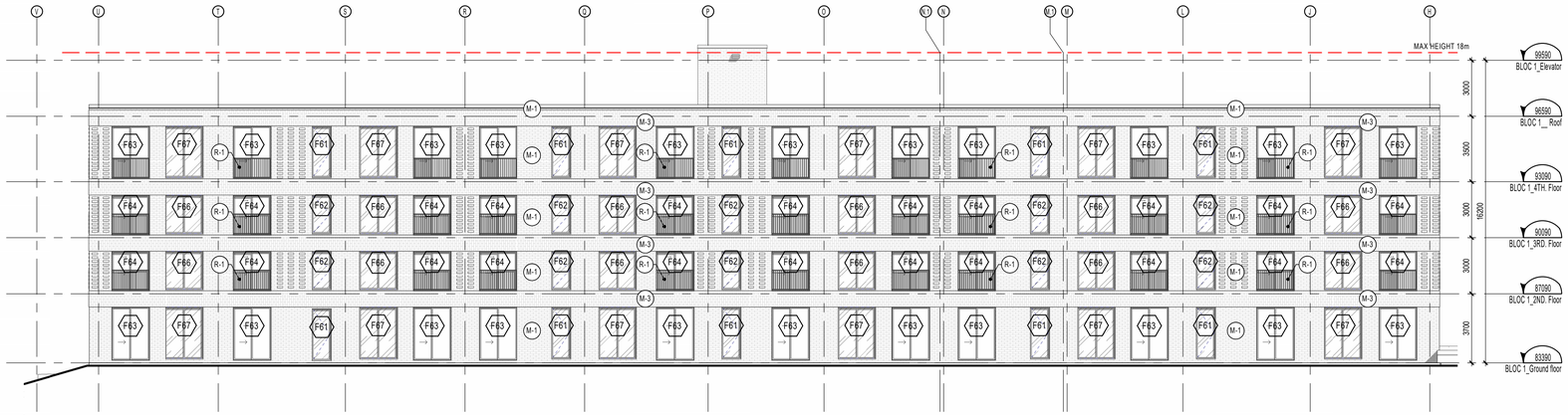

EAST ELEVATION

1 : 150

4 / A400

WEST ELEVATION

1 : 150

3 / A400

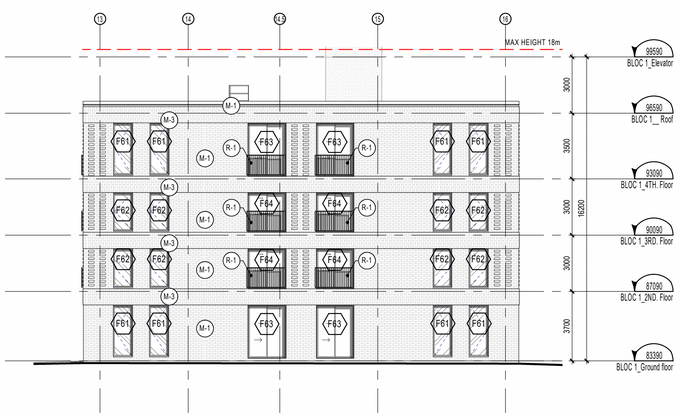

SOUTH ELEVATION

1 : 150

2 / A400

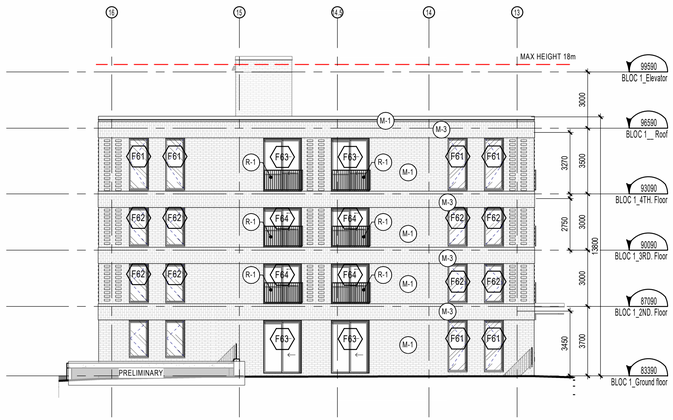

NORTH ELEVATION

1 : 150

1 / A400

MATERIALS LEGEND

C-1	EXPOSED CONCRETE
G-1	GLASS - TYPE 1 (CLEAR)
G-2	SPANDREL GLASS - TYPE 2 (WARM GRAY FRIT CS-00001)
G-3	PRIVACY SCREENS - PINHEAD TEXTURED
M-1	MASONRY VENEER - TYPE 1 (STONE: SHOULDICE, COLOUR: PEARL WHITE - TAPESTRY (NO BEVEL) 390x190x90mm SEE STONE COURSING)
M-2	MASONRY VENEER - TYPE 3 (BRICK: SHOULDICE - MJ BRICK SMOOTH, COLOUR: PEARL WHITE, JUMBO METRIC 290x90x90mm)
M-3	MASONRY VENEER - TYPE 3
M-4	CONCRETE PANEL
MT-1	ALUMINUM - TYPE 1 (WHITE - STANDARD SERIES - DURANAR XL RAL 9016)
MT-2	ALUMINUM - PERFORATED LOUVRE COVERS
MT-3	ALUMINUM - EQUITONE RIBBED (LINEA) LT 60
MT-4	ALUMINUM - EQUITONE RIBBED (LINEA) LT 90 CHALK
MT-5	ALUMINUM FLASHING
MT-6	PERFORATED METAL PANEL
R-1	METAL RAILING - PICKET (WHITE)
R-2	METAL RAILING - PICKET (BLACK)

ABREVIATION/SYMBOL LEGEND

C.J. : CONTROL JOINT (SEALANT COLOUR TO MATCH ADJACENT VENEER)
L.L. : PRIMED & PAINTED LOOSE LINTEL (COLOUR TO MATCH ADJACENT VENEER)
S.A. : PRIMED AND PAINTED SHELF ANGLE (COLOUR TO MATCH ADJACENT VENEER)
S.S.A. : PRIMED & PAINTED SUSPENDED SHELF ANGLE (COLOUR TO MATCH ADJACENT VENEER)
S.S.: SUPPORT STRUCTURE (OPENINGS OVER 3000mm) : STRUCTURAL STEEL HSS AND SHELF ANGLE ABOVE WINDOW UNIT; SEE STRUCTURAL ENGINEER FOR TYPES, SPACING, DIMENSIONS, ANCHORAGE, LOCATIONS, ETC).

- SINGLE EXHAUST VENT *
- DOUBLE EXHAUST VENT *
- TRIPLE EXHAUST VENT *
- QUADRUPLE EXHAUST VENT *

* ALL EXHAUST VENT LOCATION TO BE VERIFIED AND COORDINATED WITH MECHANICAL ENGINEER

REFER TO A-XXX FOR BRICK COURSING DETAILS. FOR OTHER BRICK SIZES AND TYPES, COURSING MUST BE ADAPTED TO THE STONE COURSING AND ROUGH OPENINGS AS INDICATED IN THESE DRAWINGS.

ELEVATION LEGEND

- CONSTRUCTION NOTES
- DEMOLITION NOTES
- NOTES ON EXISTING
- F- WINDOW TYPE SYMBOL (REFER TO WINDOW SCHEDULE)
- MR- CURTAIN WALL TYPE SYMBOL (REFER TO WINDOW SCHEDULE)
- EXPOSED BUILDING FACE SURFACE TO BE PROTECTED, 1HR FRR

NOTES GÉNÉRALES General Notes

1 Ces documents d'architecture sont la propriété exclusive de NEUF architect(e)s et ne pourront être utilisés, reproduits ou copiés sans autorisation écrite préalable. / These architectural documents are the exclusive property of NEUF architect(e)s and cannot be used, copied or reproduced without written pre-authorisation
2 Les dimensions apparaissant aux documents devront être vérifiées par l'entrepreneur avant le début des travaux. / All dimensions which appear on the documents must be verify by the contractor before to start the work.
3 Veuillez aviser l'architecte de toute dimension erreur et/ou divergences entre ces documents et ceux des autres professionnels. / The architect must be notified of all errors, omissions and discrepancies between these documents and those of the others professionnals.
4 Les dimensions sur ces documents doivent être lues et non mesurées. / The dimensions on these documents must be read and not measured.

PLANIFICATEUR Planner
FOTENN Planning and Urban design
396, Cooper Street, Ottawa, ON K2P 2H7
T 613 730 5709 www.fotenn.com

ARCHITECTURE DE PAYSAGE Landscape Architect
LEVSTEK CONSULTANTS Inc
5871, Hugh Crescent, Ottawa, ON K0A 2W0
T 613 826 0518 www.larocquelevstek.com

MÉCANIQUE / ÉLÉCTRIQUE Mechanical / Electrical
BPA
1960 Robertson Rd, Nepean, ON K2H 5B9
T 613 596 6454 bpa.ca

CIVIL Civil
STANTEC
1331 Clyde Ave. #300, Ottawa, ON. K2C 3G4
613 722 4420 stantec.com

ARCHITECTES Architect
NEUF architect(e)s
630, boul. René-Lévesque O. 32e etages, Montréal QC H3B 1S6
T 514 847 1117 NEUFarchitectes.com

GEOTECHNIQUE Geotechnical
PATERSON GROUP
154 Colonnade Rd S, Nepean, On. K2E 7J5
T 613 226 7381 www.me-eng.com

STRUCTURE Structural
L2C Experts
4710 St-Ambroise St, Suite 103 Montréal QC. H4C 2C7
T 514.379.4999 l2cexperts.com

ENVIRONNEMENT Environmental (ESA)
ALTANERGY Groupe
300 Rue Saint-Paul Suite 412, Québec, QC. G1K 7R1
T 418 803 7399 altanergy.com

SCEAU / Seal

NEUF
ARCHITECT(E)S
NEUF ARCHITECTES SENCRL

CLIENT Client
brigil

OUVRAGE Project
MOONEY'S BAY
BLOC 1

EMPLACEMENT Location
729 Ridgewood Ave,
Ottawa, ON

NO PROJET No.
12382.00

NO	RÉVISION	DATE (aa-mm-jj)
A	Issued for Coordination	2023-04-24
B	Issue dfor 30% Rev. 1	2023-10-16
C	Issued for Coordination	2023-11-29
D	Issued for SPA Application	2024-01-25

Preliminary
DO NOT USE FOR CONSTRUCTION

DESSINÉ PAR Drawn by
R.Q. O.C.

VÉRIFIÉ PAR Checked
AJ

DATE (aa.mm.jj)
JUNE 2023

ÉCHELLE Scale
As shown

TITRE DU DESSIN Drawing Title
ELEVATIONS

RÉVISION Revision
D

NO. DESSIN Dwg Number
A400

Autodesk Docs://12382_MOONEY'S BAY/729RW_12382_ARC_BL1_R22.rvt