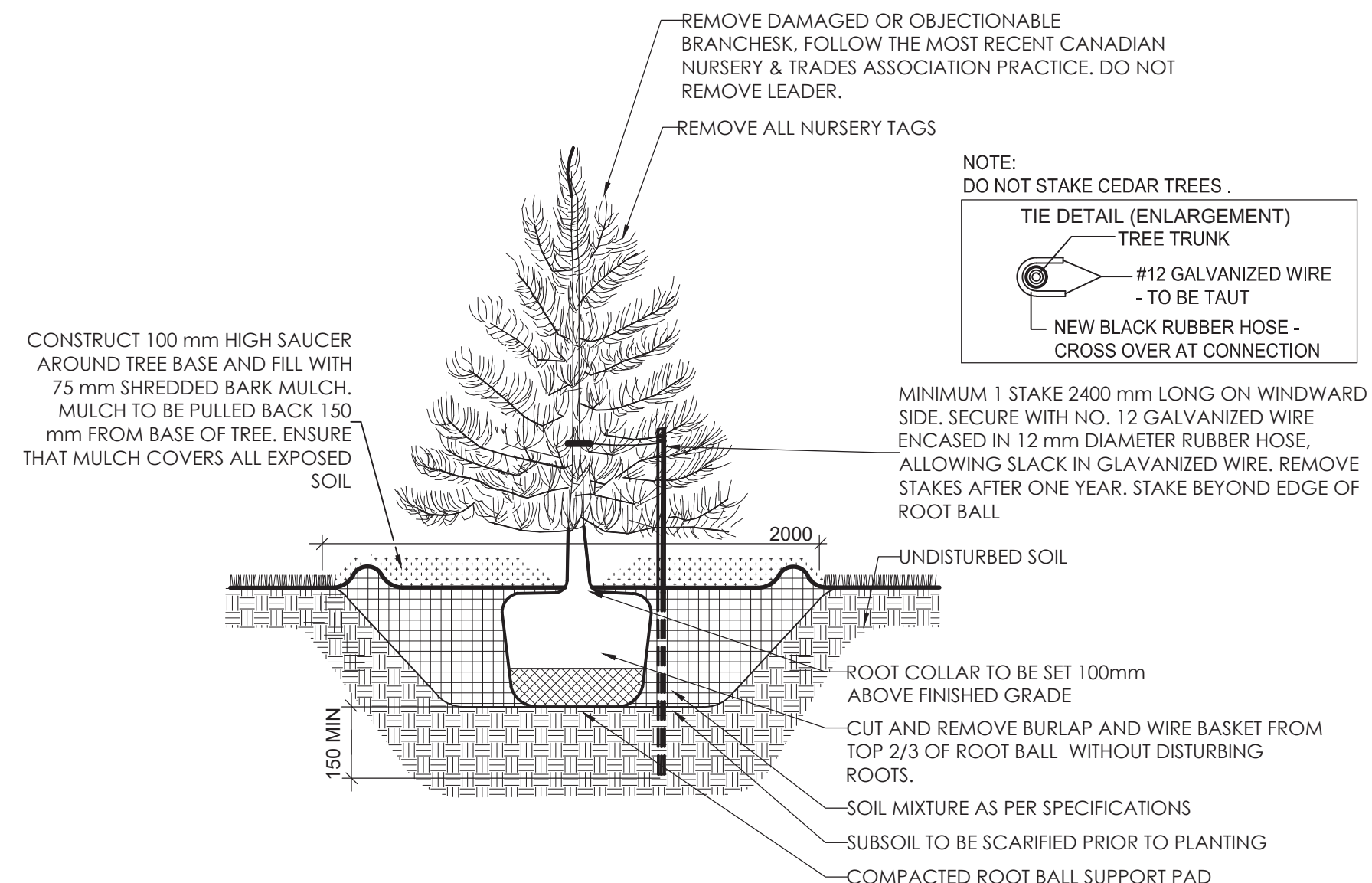
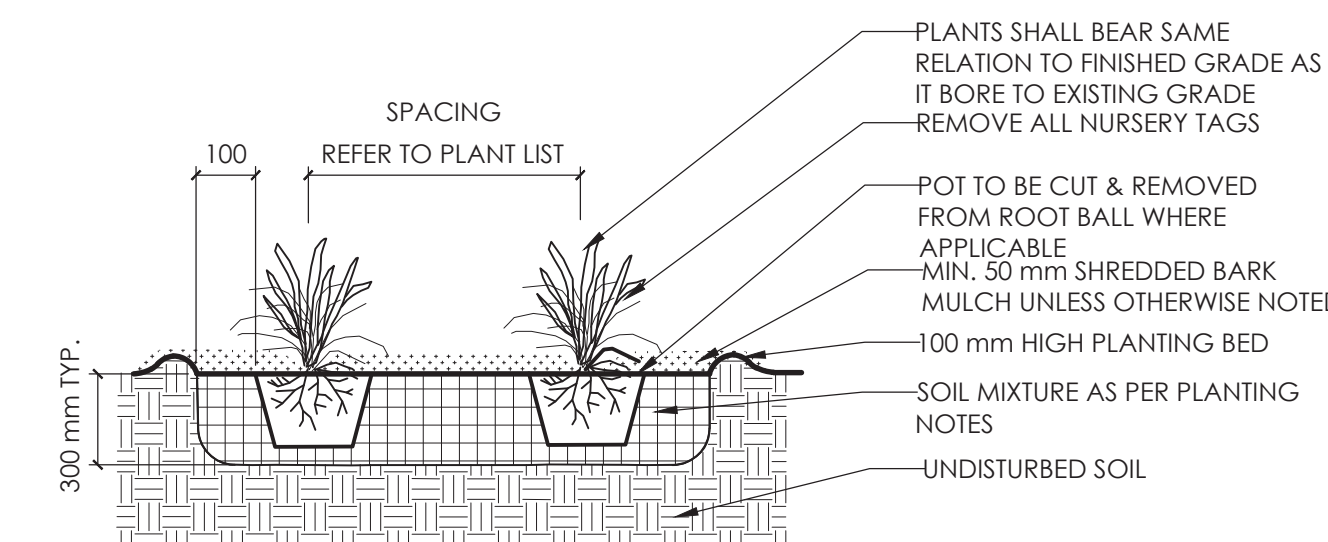


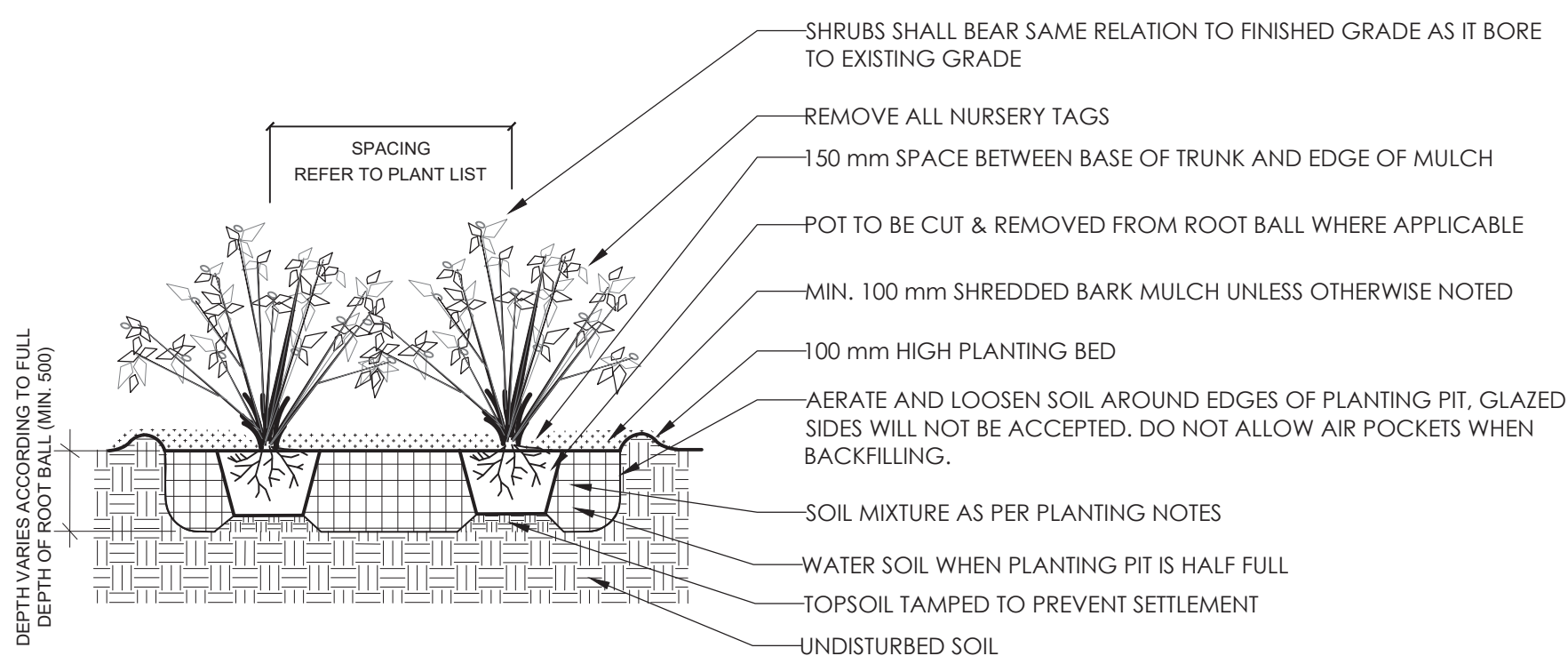
1 DECIDUOUS TREE PLANTING
N.T.S.



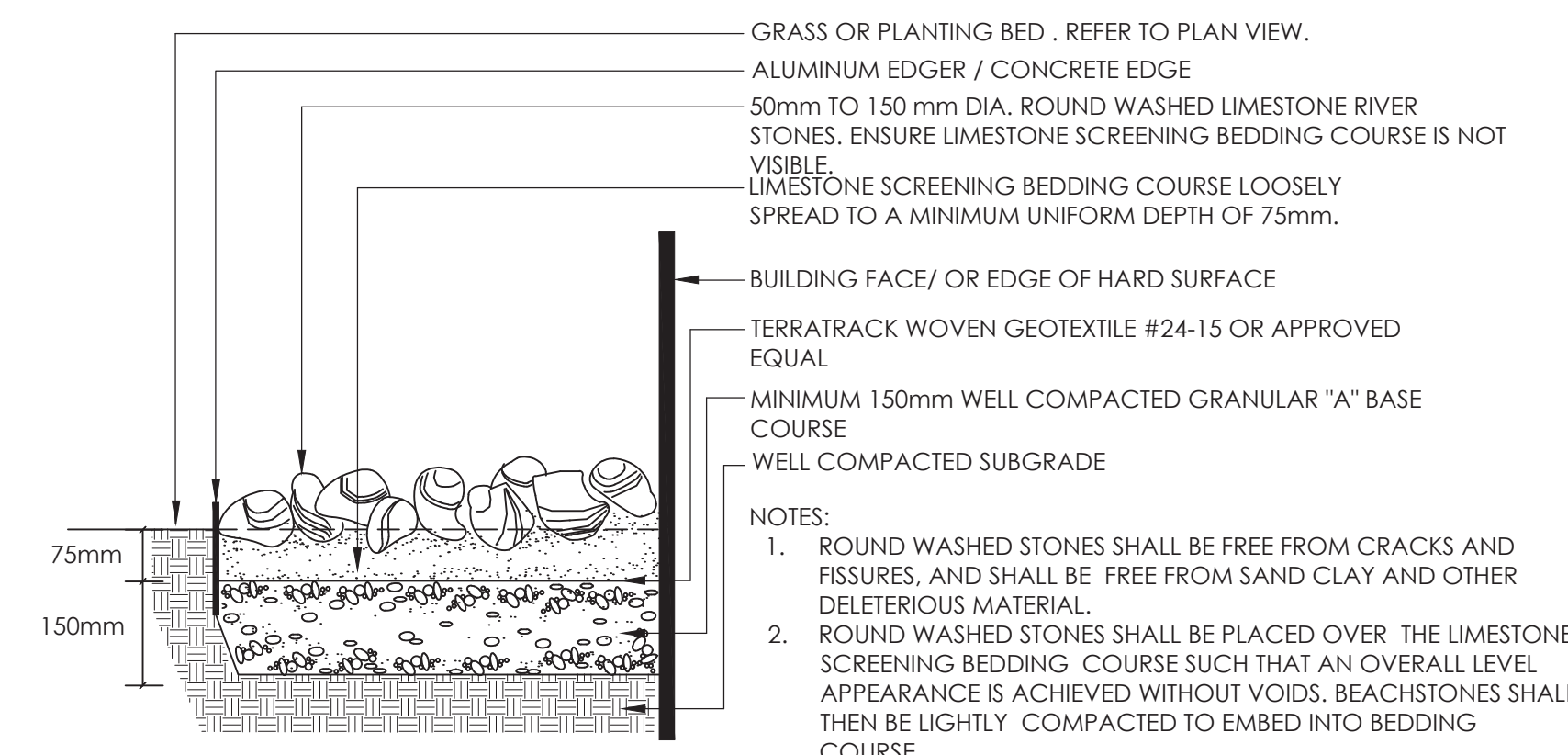
2 CONIFEROUS TREE PLANTING
N.T.S.



3 PERENNIAL AND GRASSES PLANTING
N.T.S.



4 SHRUB PLANTING
N.T.S.



5 RIVERWASHED STONES
1:10

PLANTING NOTES

- THE DETAILS ON THIS SHEET DO NOT REPRESENT ANY PARTICULAR SPECIES.
- TREES AND SHRUBS AS INDICATED IN THE DETAILS REPRESENT BOTH CONIFEROUS AND DECIDUOUS SPECIES.
- MATERIAL PLANTED IN GROUPS SHALL BE SET IN CONTINUOUS PLANTING BEDS.
- CENTRE LINE OF SHRUBS SHALL NOT BE CLOSER THAN 2.4m FROM BUILDING FACE TO PROTECT BUILDING FOOTINGS AND INSULATION.
- PRUNING - TO SUIT SPECIES - PRUNE BRANCHES BY A MAXIMUM OF 1/3 TO REMOVE DAMAGED OR OBJECTIONABLE BRANCHES FOLLOWING PROPER HORTICULTURAL PRACTICE. DO NOT PRUNE LEADERS.
- FIRMLY COMPACT BACKFILLED PLANTING MIXTURE TO ELIMINATE AIR POCKETS OR PREVENT SETTLEMENT.
- PLANTING MATERIAL QUALITY STANDARDS:
 - ALL PLANT MATERIALS TO CONFORM TO THE CANADIAN NURSERY LANDSCAPE ASSOCIATION FOR VARIETY, SIZE AND CONDITION;
 - PLANT MATERIAL COLLECTED FROM WILD SOURCES WILL NOT BE ACCEPTED;
 - LANDSCAPE ARCHITECT RESERVES THE RIGHT TO REFUSE ACCEPTANCE OF ANY PLANT DISPLAYING POOR GROWTH HABITS, INJURY OR DISEASE;
 - ANY PLANTS THAT DO NOT CONFORM TO THE ABOVE STANDARDS WILL BE PROMPTLY REMOVED FROM THE SITE BY THE CONTRACTOR AND REPLACED WITH MATERIAL OF ACCEPTABLE QUALITY AT NO ADDITIONAL COST TO THE PROJECT.
- TOPSOIL:
 - SOIL TEXTURE BASED ON THE CANADIAN SYSTEM OF SOIL CLASSIFICATION TO CONSIST OF:
 - CLAY: 14-20%
 - SILT: 0-35%
 - SAND: 45-70%
 - ORGANIC MATERIAL: 4-10%
 - pH: 6-8
 - SPREAD TOPSOIL TO FOLLOWING MINIMUM DEPTHS AFTER SETTLEMENTS UNLESS OTHERWISE NOTED ON DETAILS:
 - 300mm FOR PERENNIALS
 - 500mm FOR SHRUB BEDS
 - 1000mm FOR TREE PLANTING
- MULCH:
 - MULCH SHALL BE SHREDDED WOOD VARYING IN SIZE FROM 25-125mm IN LENGTH FROM CONIFEROUS TREES.

Notes

- SITE PLAN PREPARED BY FIGURR, DATED FEBRUARY, 2022.
- TOPOGRAPHIC SURVEY PREPARED BY FARLEY, SMITH AND DENIS SURVEYING LTD, DATED JANUARY 12, 2021.

Revision	By	Appd.	YY.MM.DD		
4	RE-ISSUED FOR CITY REVIEW	CA	KP	2022.11	
3	ISSUED FOR CITY REVIEW	CA	KP	2022.08	
2	ISSUED FOR COMMENTS	CTL	KL	2022.03	
1	ISSUED FOR REVIEW	CTL	ILL	2021.06	
Revision					
File Name:	160401667-48	CTL	ILL	2021-05	
		Dwn.	Chkd.	Dgn.	YY.MM.DD

Permit-Seal



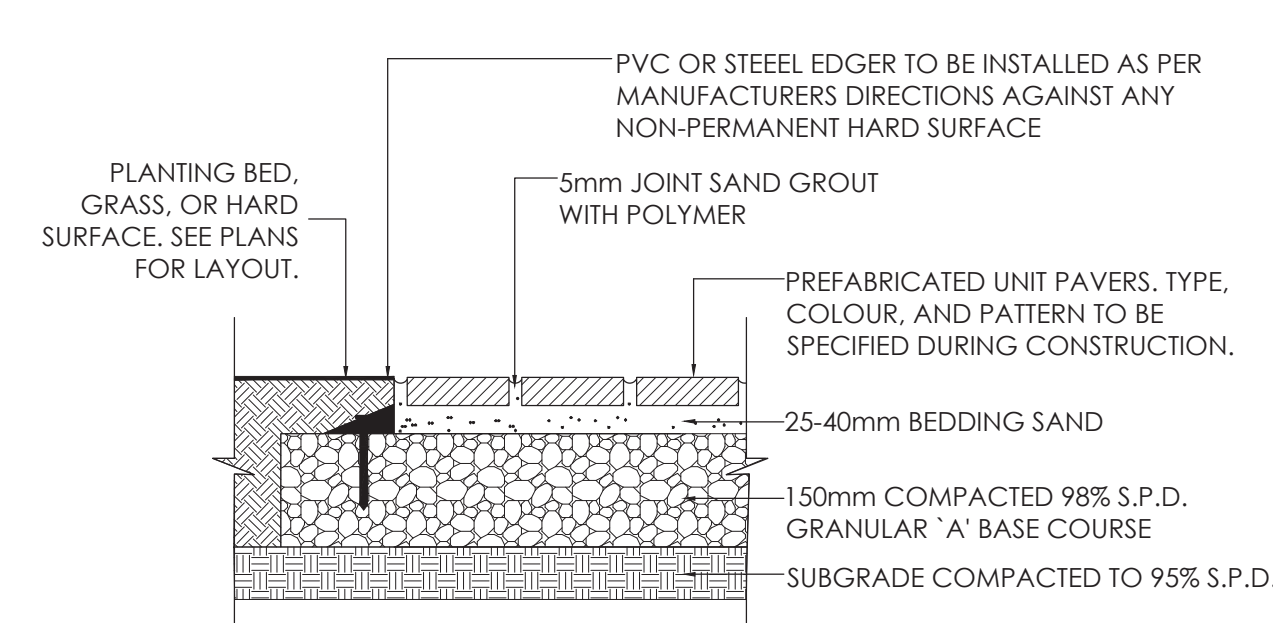
Andrew McCreight
ANDREW MCCREIGHT
MANAGER (A), DEVELOPMENT REVIEW CENTRAL
PLANNING, REAL ESTATE & ECONOMIC DEVELOPMENT
DEPARTMENT, CITY OF OTTAWA

APPROVED
By Andrew McCreight at 3:48 pm, Jan 03, 2024

Client/Project
1238407 CANADA INC.
971 MONTREAL ROAD
OTTAWA, ON

Title
LANDSCAPE DETAILS AND NOTES

Project No.	Scale	
160401667	VARIABLES	
Drawing No.	Sheet	Revision
L300	3 of 4	4



6 UNIT PAVING DETAIL
1:10

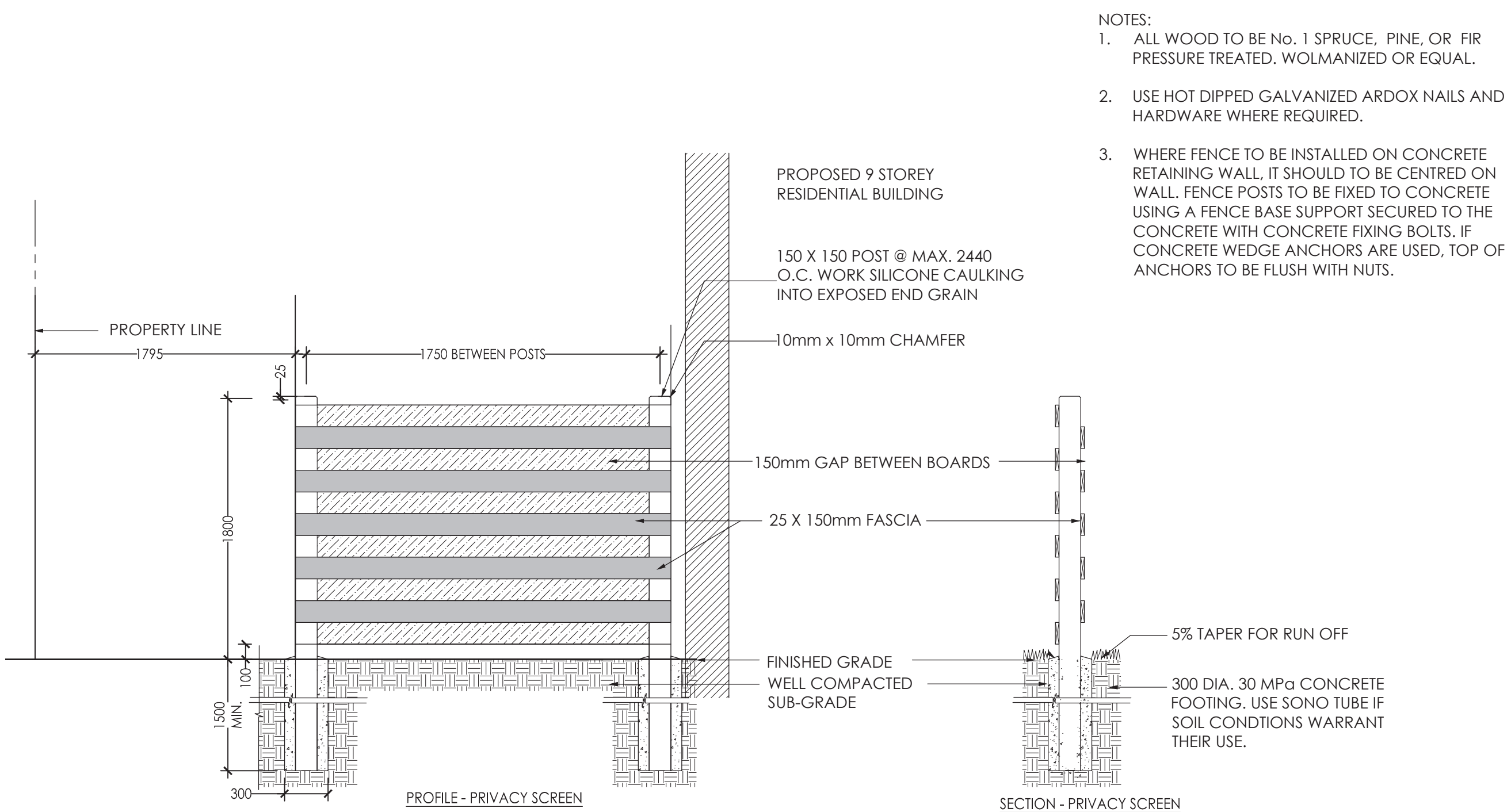
- UNIT PAVING NOTES**
- BEDDING SAND SHALL BE MANUFACTURED SAND FOR BEDDING. IT SHALL BE HARD, DURABLE, CRUSHED STONE PARTICLES, CONFORMING TO GRADATION OF CONCRETE SAND AS SPECIFIED IN CSA A23.1. DO NOT USE LIMESTONE SCREENING, STONE DUST OR JOINT SAND FOR BEDDING SAND.
 - JOINT SAND SHALL BE HARD, DURABLE ANGULAR PARTICLES, FREE FROM CLAY LUMPS, CEMENTATION, ORGANIC MATERIAL, FROZEN MATERIAL AND OTHER DELETERIOUS MATERIALS. JOINT SAND SHALL FILL SPACES BETWEEN PAVERS.
 - PASS MECHANICAL PLATE VIBRATOR OVER UNIT PAVING TO ACHIEVE COMPACTION OF SAND IN JOINTS. ENSURE JOINTS ARE FULL AT COMPLETION OF COMPACTION.
 - SURFACE OF FINISHED PAVEMENT SHALL BE FREE FROM DEPRESSIONS EXCEEDING 3mm AS MEASURED WITH 3m STRAIGHT EDGE.
 - ALL MEASUREMENTS ARE IN MILLIMETERS UNLESS STATED OTHERWISE.

- UNIT PAVING TYPES**
- PAVER TYPE 1**
- ACCEPTABLE MATERIAL: BLU 80 SMOOTH BY TECO-BLOC OR APPROVED EQUIVALENT.
 - SIZES: 80mm x 165mm x 330mm; 80mm x 330mm x 330mm; 80mm x 330mm x 495mm.
 - COLOURS: GREYED NICKEL
 - PATTERN: PAVERS TO BE LAID IN MODULAR PATTERN 01 AS PER MANUFACTURER LAYOUT.
- PAVER TYPE 2**
- ACCEPTABLE MATERIAL: BLU 80 SMOOTH BY TECO-BLOC OR APPROVED EQUIVALENT.
 - SIZES: 80mm x 330mm x 495mm.
 - COLOURS: ONYX BLACK.
 - PATTERN: PAVERS TO BE LAID IN LINEAR PATTERN AS PER MANUFACTURER LAYOUT.
- PAVER TYPE 3**
- ACCEPTABLE MATERIAL: BLU 80 SMOOTH BY TECO-BLOC OR APPROVED EQUIVALENT.
 - SIZES: 80mm x 165mm x 330mm; 80mm x 330mm; 80mm x 330mm x 495mm.
 - COLOURS: CHESTNUT BROWN.
 - PATTERN: PAVERS TO BE LAID IN MODULAR PATTERN 01 AS PER MANUFACTURER LAYOUT.

Copyright Reserved

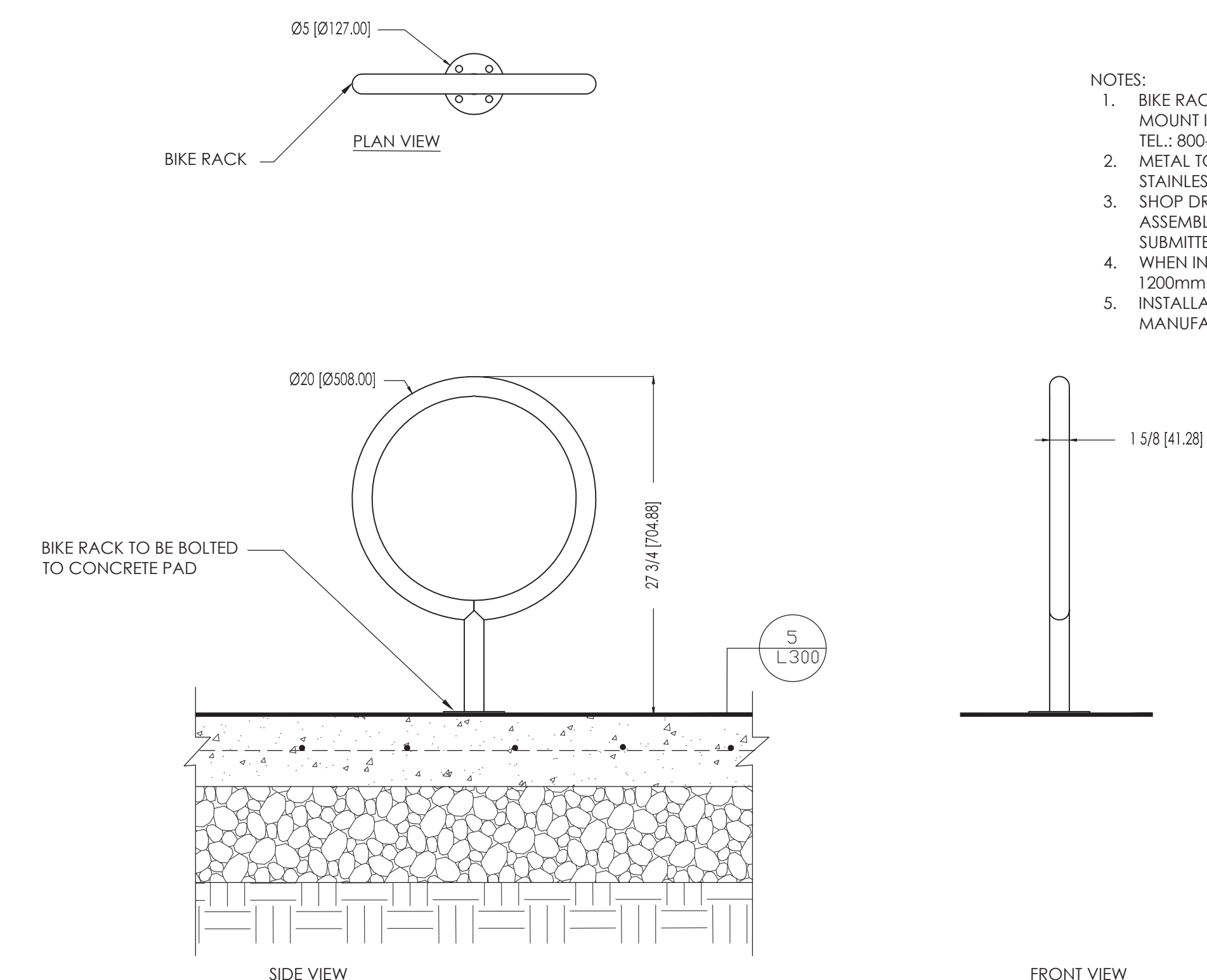
The Contractor shall verify and be responsible for all dimensions. DO NOT scale the drawing - any errors or omissions shall be reported to Stantec without delay. The Copyrights to all designs and drawings are the property of Stantec. Reproduction or use for any purpose other than that authorized by Stantec is forbidden.

Legend



- NOTES:
- ALL WOOD TO BE No. 1 SPRUCE, PINE, OR FIR PRESSURE TREATED, WOLMANIZED OR EQUAL.
 - USE HOT DIPPED GALVANIZED ARDOX NAILS AND HARDWARE WHERE REQUIRED.
 - WHERE FENCE TO BE INSTALLED ON CONCRETE RETAINING WALL, IT SHOULD BE CENTRED ON WALL. FENCE POSTS TO BE FIXED TO CONCRETE USING A FENCE BASE SUPPORT SECURED TO THE CONCRETE WITH CONCRETE FIXING BOLTS. IF CONCRETE WEDGE ANCHORS ARE USED, TOP OF ANCHORS TO BE FLUSH WITH NUTS.

1 1.8m HT PRIVACY SCREEN
1:30

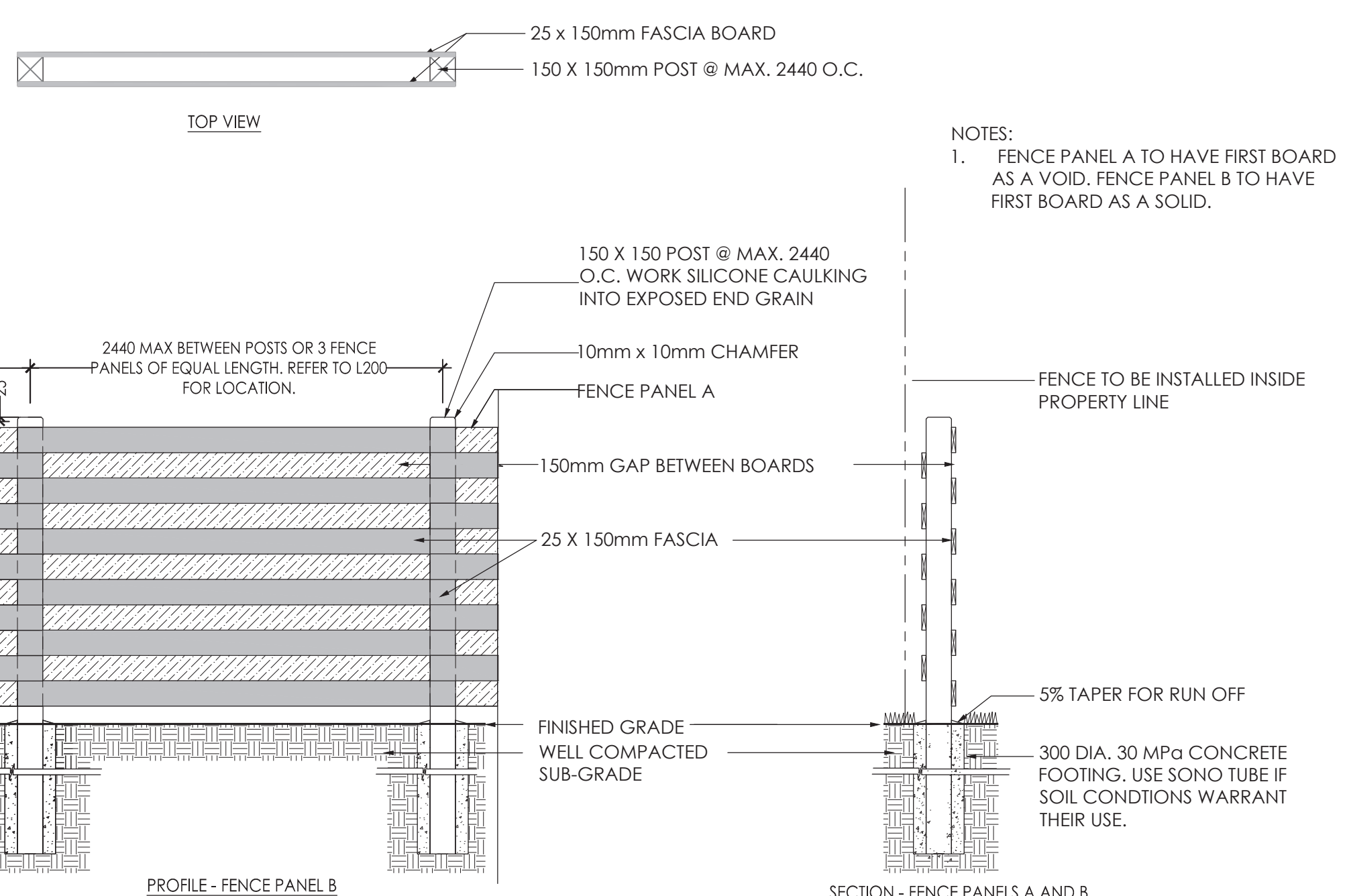


- NOTES:
- BIKE RACK TO BE MODEL MBR150 BICYCLE RACK, SURFACE MOUNT INSTALLATION, AS SUPPLIED BY MAGLIN SITE FURNITURE, TEL: 800-716-5506, OR APPROVED EQUIVALENT.
 - METAL TO BE POWDER-COATED IN SILVER 14, FASTENED WITH STAINLESS STEEL ANTI-VANDAL HARDWARE
 - SHOP DRAWINGS INDICATING MODEL, DIMENSIONS, SIZES, ASSEMBLY, ANCHORAGE AND INSTALLATION DETAILS TO BE SUBMITTED FOR APPROVAL PRIOR TO ORDERING.
 - WHEN INSTALLED IN GROUPINGS, BIKE RACKS TO BE INSTALLED 1200mm O/C., AS INDICATED ON LANDSCAPE PLAN.
 - INSTALLATION TO BE COMPLETED IN ACCORDANCE WITH MANUFACTURER'S SPECIFICATIONS.

3 BIKE RACK INSTALLATION
1:10

Andrew McCreight
ANDREW MCCREIGHT
MANAGER (A), DEVELOPMENT REVIEW CENTRAL
PLANNING, REAL ESTATE & ECONOMIC DEVELOPMENT
DEPARTMENT, CITY OF OTTAWA

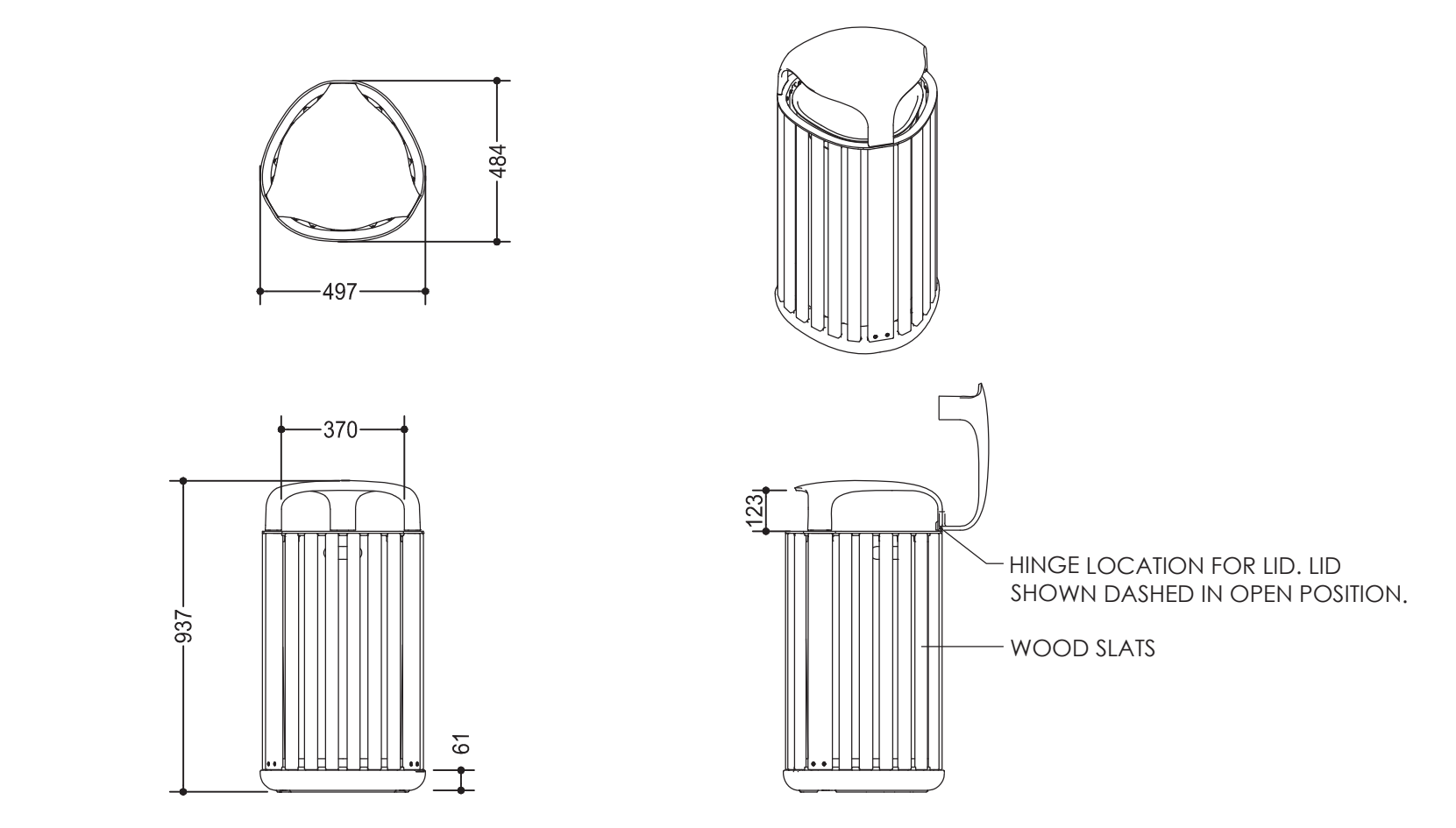
APPROVED
By Andrew McCreight at 3:48 pm, Jan 03, 2024



- NOTES:
- FENCE PANEL A TO HAVE FIRST BOARD AS A VOID. FENCE PANEL B TO HAVE FIRST BOARD AS A SOLID.

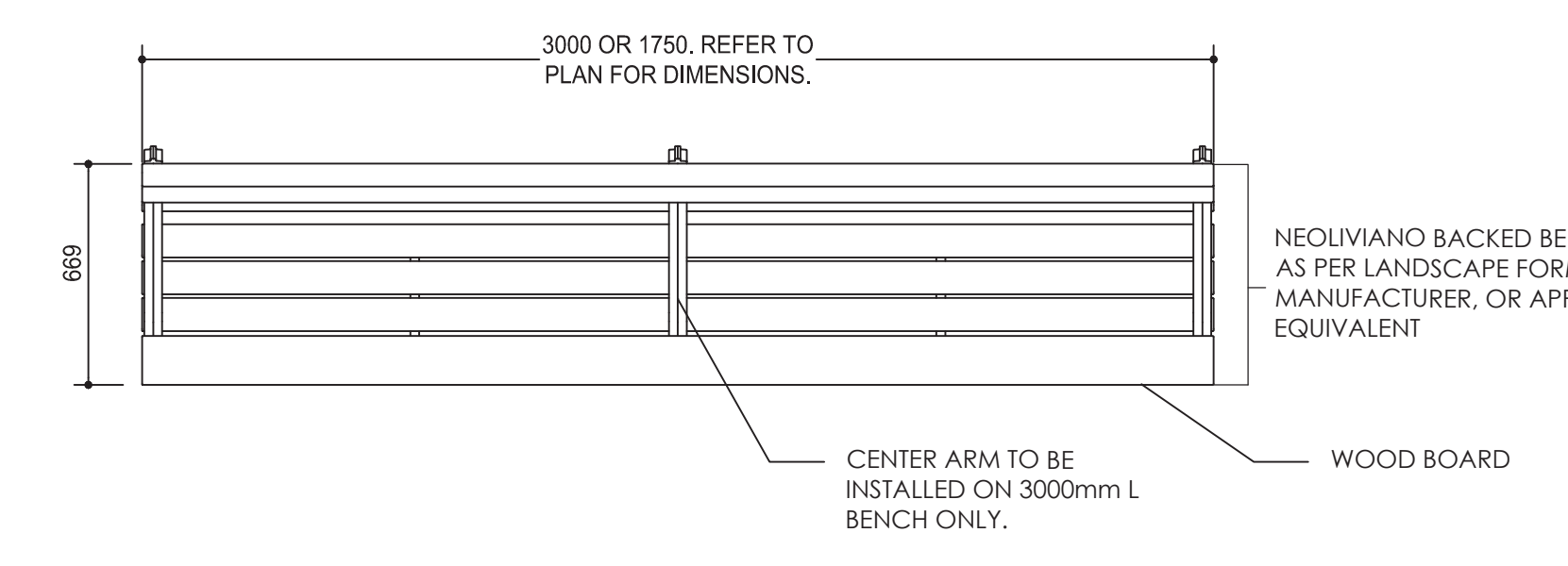
- NOTES:
- ALL WOOD TO BE No. 1 SPRUCE, PINE, OR FIR PRESSURE TREATED, WOLMANIZED OR EQUAL.
 - USE HOT DIPPED GALVANIZED ARDOX NAILS AND HARDWARE WHERE REQUIRED.
 - WHERE FENCE TO BE INSTALLED ON CONCRETE RETAINING WALL, IT SHOULD BE CENTRED ON WALL. FENCE POSTS TO BE FIXED TO CONCRETE USING A FENCE BASE SUPPORT SECURED TO THE CONCRETE WITH CONCRETE FIXING BOLTS. IF CONCRETE WEDGE ANCHORS ARE USED, TOP OF ANCHORS TO BE FLUSH WITH NUTS.
 - FENCE PANELS TO BE CONSTRUCTED IN A MODULAR PATTERN STARTING WITH FENCE PANEL A.

2 HORIZONTAL WOOD FENCE WITH OPENINGS - FENCE PANEL A
1:30



- NOTES:
- WASTE RECEPTACLE TO BE FGP BY LANDSCAPE FORMS, OR APPROVED EQUIVALENT.
 - WOOD SLATS TO BE JARRAH WOOD GRAIN WITH NO FINISH.
 - CAST ALUMINUM PARTS TO BE POWDERCOATED WITH A SILVER METALLIC FINISH.
 - WASTE RECEPTACLE TO BE INSTALLED AS PER MANUFACTURER'S SPECIFICATIONS.

4 WASTE RECEPTACLE
1:20



- NOTES:
- BENCH TO BE NEOLIVIANO BY LANDSCAPE FORMS, OR APPROVED EQUIVALENT.
 - WOOD BOARDS TO BE JARRAH WITH NO FINISH.
 - CAST ALUMINUM PARTS TO BE POWDERCOATED WITH A SILVER METALLIC FINISH.
 - BENCHES TO BE INSTALLED AS PER MANUFACTURER'S SPECIFICATIONS.

5 BENCH DETAIL
1:20

- Notes
- SITE PLAN PREPARED BY FIGURR, DATED FEBRUARY, 2022.
 - TOPOGRAPHIC SURVEY PREPARED BY FARLEY, SMITH AND DENIS SURVEYING LTD, DATED JANUARY 12, 2021.

Revision	By	Appd.	YY.MM.DD
4	CA	CP	2022.11
3	CA	CP	2022.08
2	CTL	CP	2022.03
1	CTL	ILL	2021.06

File Name: 160401667-48
Dwn. Ckcd. Dgn. YY.MM.DD

Permit-Seal



Client/Project
1238407 CANADA INC.
971 MONTREAL ROAD
OTTAWA, ON
Title
LANDSCAPE DETAILS AND NOTES

Project No.	Scale	
160401667	VARIES	
Drawing No.	Sheet	Revision
L301	4 of 4	4

PLAN # 18: