

THIS DRAWING, OR PARTS THEREOF, MAY NOT BE REPRODUCED OR USED IN ANY FORM, BY ANY METHOD, FOR ANY PURPOSE, WITHOUT THE WRITTEN PERMISSION OF QUADRANT ENGINEERING.

THIS DRAWING IS TO BE READ IN CONJUNCTION WITH THE SPECIFICATION. WHERE CONFLICT ARISES THE MORE STRINGENT OF THE TWO SHALL APPLY.

COPYRIGHT © 2021 QUADRANT ENGINEERING.

THE CONTRACT DOCUMENTS ARE THE PROPERTY OF QUADRANT ENGINEERING LIMITED (QE)

THE CONTRACTOR SHALL OBTAIN A FULL SET OF ALL CONSULTANTS' DESIGN DOCUMENTS PRIOR TO STARTING WORK.

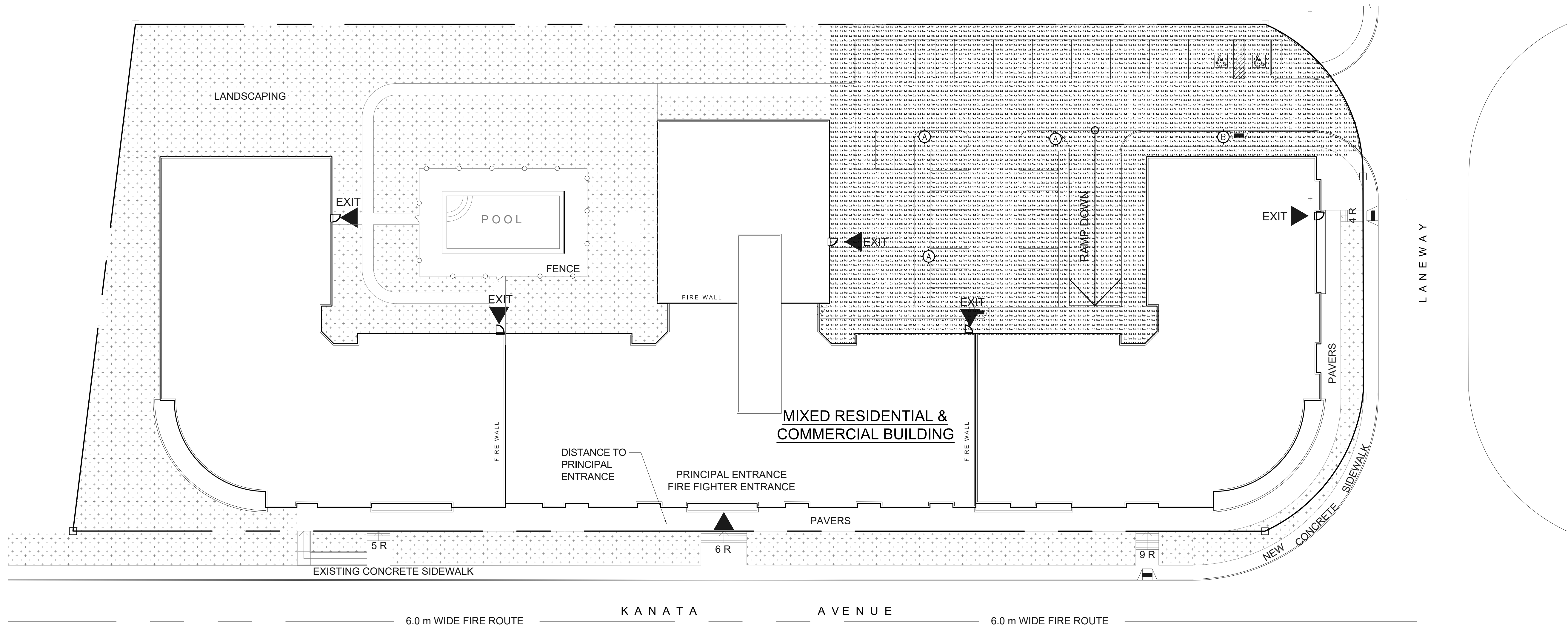
QE BEARS NO RESPONSIBILITY FOR INTERPRETATIONS OF THESE DOCUMENTS BY OTHERS.

UPON WRITTEN APPLICATION QE WILL PROVIDE WRITTEN CLARIFICATION REGARDING THE INTENT OF THE CONTRACT DOCUMENTS.

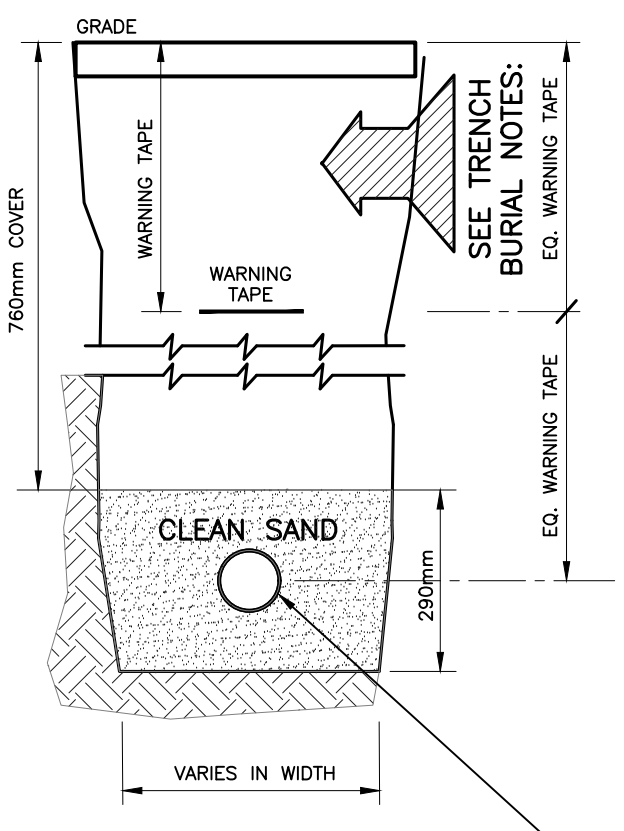
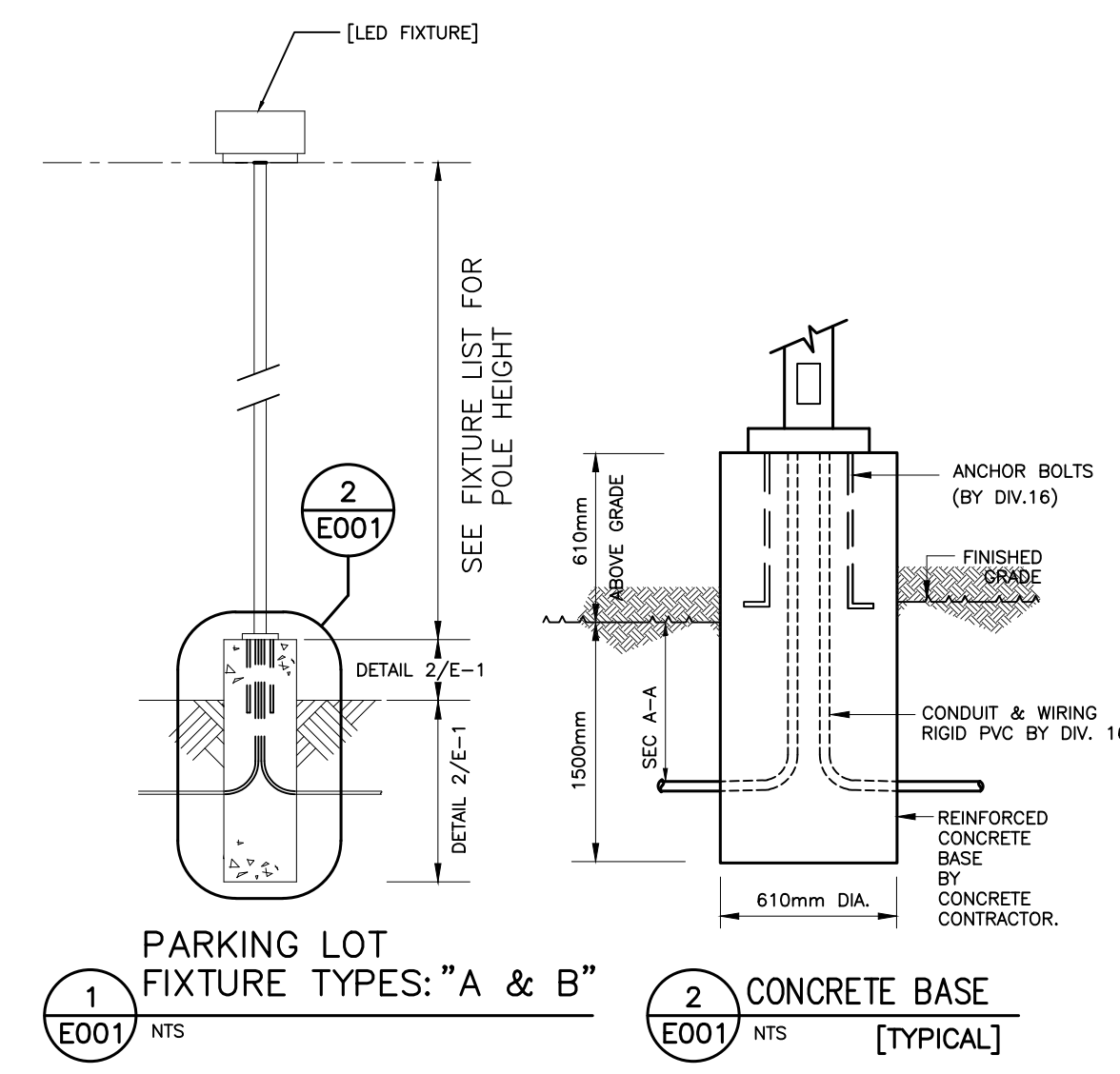
QE REVIEW OF SHOP DRAWINGS SUBMITTED BY THE CONTRACTOR IS FOR DESIGN CONFORMANCE ONLY.

DRAWINGS ARE NOT TO BE SCALED FOR CONSTRUCTION. CONTRACTOR TO VERIFY ALL CONDITIONS AND DIMENSIONS, ON SITE, REQUIRED TO PERFORM THE WORK AND REPORT ANY DISCREPANCIES WITH THE CONTRACT DOCUMENTS TO THE DESIGN TEAM BEFORE COMMENCING WORK.

21-Q014E



**ELECTRICAL SITE PLAN**  
SCALE 1 = 300

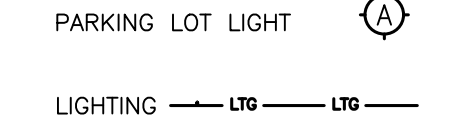


- TRENCH BURIAL NOTES:**
- 1.a. WHEN CROSSING ROADWAYS, PARKING LOTS, & SIDEWALKS: REINSTATE SURFACE TO MATCH ADJACENT SURFACE.
  - 1.b. WHEN CROSSING GRASS: SEEDING OR SOD BY OTHERS.
  - 2.a. WARNING TAPE (BURIED AS-PER DESC) (BELOW FINISHED GRADE)
  - 3.a. WHEN CROSSING SIDEWALK OR SOD: APPROVED BACKFILL (AND/OR SCREENED NATVE FILL) - COMPACTED C/W 150mm SCREENED TOPSOIL TO GRADE.
  - 3.b. WHEN CROSSING ROADWAYS OR PARKING LOTS: BACKFILL WITH GRANULAR 'B' FILL - COMPACT TO 95 % PROCTOR IN 150mm LAYERS.

**No. OF RIGID PVC:**

TRENCH DETAIL SEC BB INDICATES ONE RIGID PVC CONDUIT AND IS INTENDED FOR BURIAL INFORMATION ONLY - WIDTH OF TRENCH MAY VARY, DEPENDING ON NUMBER & TYPES OF CONDUITS IN EACH TRENCH - REFER TO SITE PLAN FOR NUMBER OF CONDUITS.

**SYMBOL LEGEND**



**SITE NOTES:**

1. ELECTRICAL CONTRACTOR TO OBTAIN LOCATES AND COORDINATE WITH CIVIL CONTRACTOR & GAS UTILITY WHEN TRENCHING SERVICE FEEDERS INTO ELECTRICAL ROOMS INCLUDING TELEPHONE AND CABLE TV.
2. ALL EMPTY CONDUIT TO BE C/W PULL ROPE.

[21-Q014] THE WOODS - LIGHT FIXTURE SCHEDULE [OR EQUIVALENT]

NOTES:						
SYM	QTY	POLE HEIGHT	IMAGE	LAMPS WATTS KELVIN	VOLT	SPECIFICATIONS:
A	3	14- FEET		133W 4000K LM 14037		1.) LOCATION: 2.) MOUNTING: 3.) DESCRIPTION: 4.) DIMENSIONS: 5.) MODEL: 6.) CAT#:  1.) PARKING LOT 2.) POST-TOP POLE MOUNTED 3.) POLE MOUNTED FIXTURE 4.) DIA: [TOP] 23" x DIA: [BOTTOM] 3.9" x ARM MTD: 21.4" (37.0 lbs) 5.) CREE LIGHTING - THE EDGE SERIES 6.) ARE-EDG-4M-xx-08-E-UL-xx-525-xxxx-40K
B	1	14- FEET		133W 4000K LM 14037		1.) LOCATION: 2.) MOUNTING: 3.) DESCRIPTION: 4.) DIMENSIONS: 5.) MODEL: 6.) CAT#:  1.) PARKING LOT 2.) POST-TOP POLE MOUNTED 3.) POLE MOUNTED FIXTURE 4.) DIA: [TOP] 23" x DIA: [BOTTOM] 3.9" x ARM MTD: 21.4" (37.0 lbs) 5.) CREE LIGHTING - THE EDGE SERIES 6.) ARE-EDG-4MB-xx-08-E-UL-xx-525-xxxx-40K

1	ISSUED FOR SITE PLAN APPLICATION	30 JUN, 2021	RL
NO.	REVISION	DATE	BY

THE WOODS  
APARTMENT BUILDING  
180 KANATA AVENUE

OTTAWA, ONTARIO

**QUADRANT**  
an Insuletec Company

2283 ST. LAURENT BLVD., UNIT 203, OTTAWA, ONT., K1G 5A2  
TEL: (613) 567-1487 FAX: (613) 567-1493  
E-Mail: mail@quadrantengineering.ca

PROFESSIONAL ENGINEER  
L.A. VAN DER LINDEN  
100112624  
PROVINCE OF ONTARIO

CURRENT DATE: Wed, 30 Jun 2021, 11:34  
SCALE: 1:300  
DRAWN: RL  
DESIGNED: MC  
CHECKED: LVDL  
PROJECT: 21-Q014  
DRAWING NUMBER: E-001

ELECTRICAL SITE PLAN