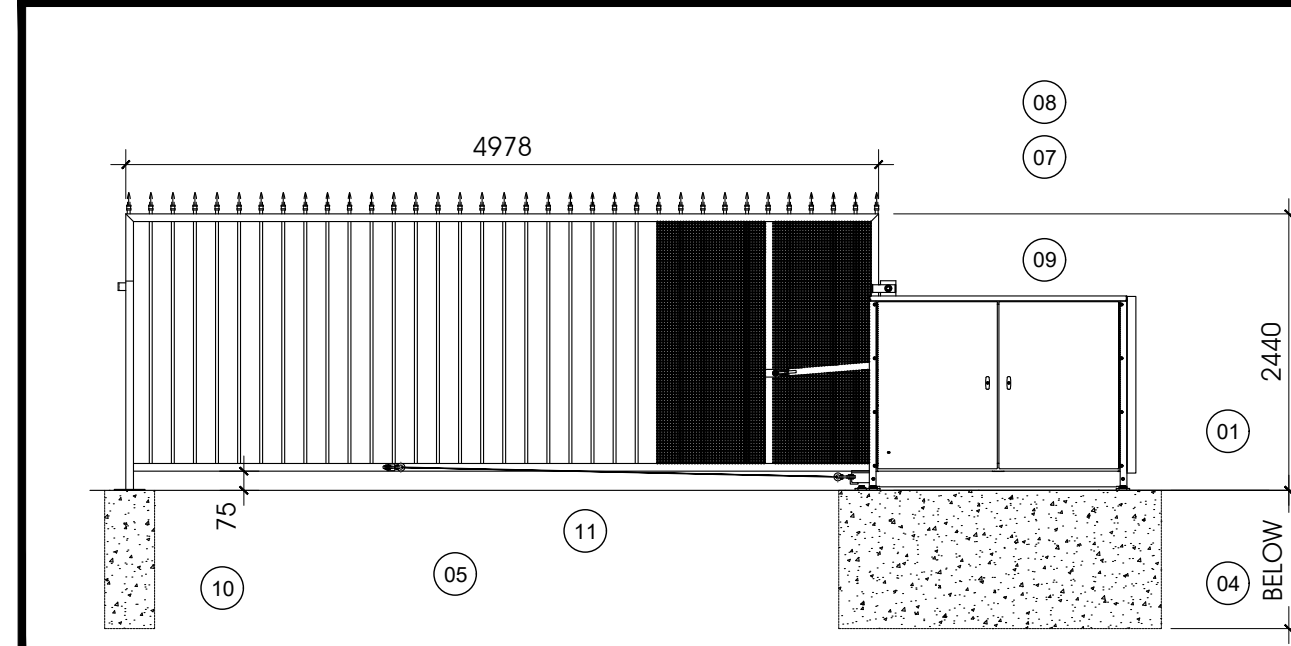
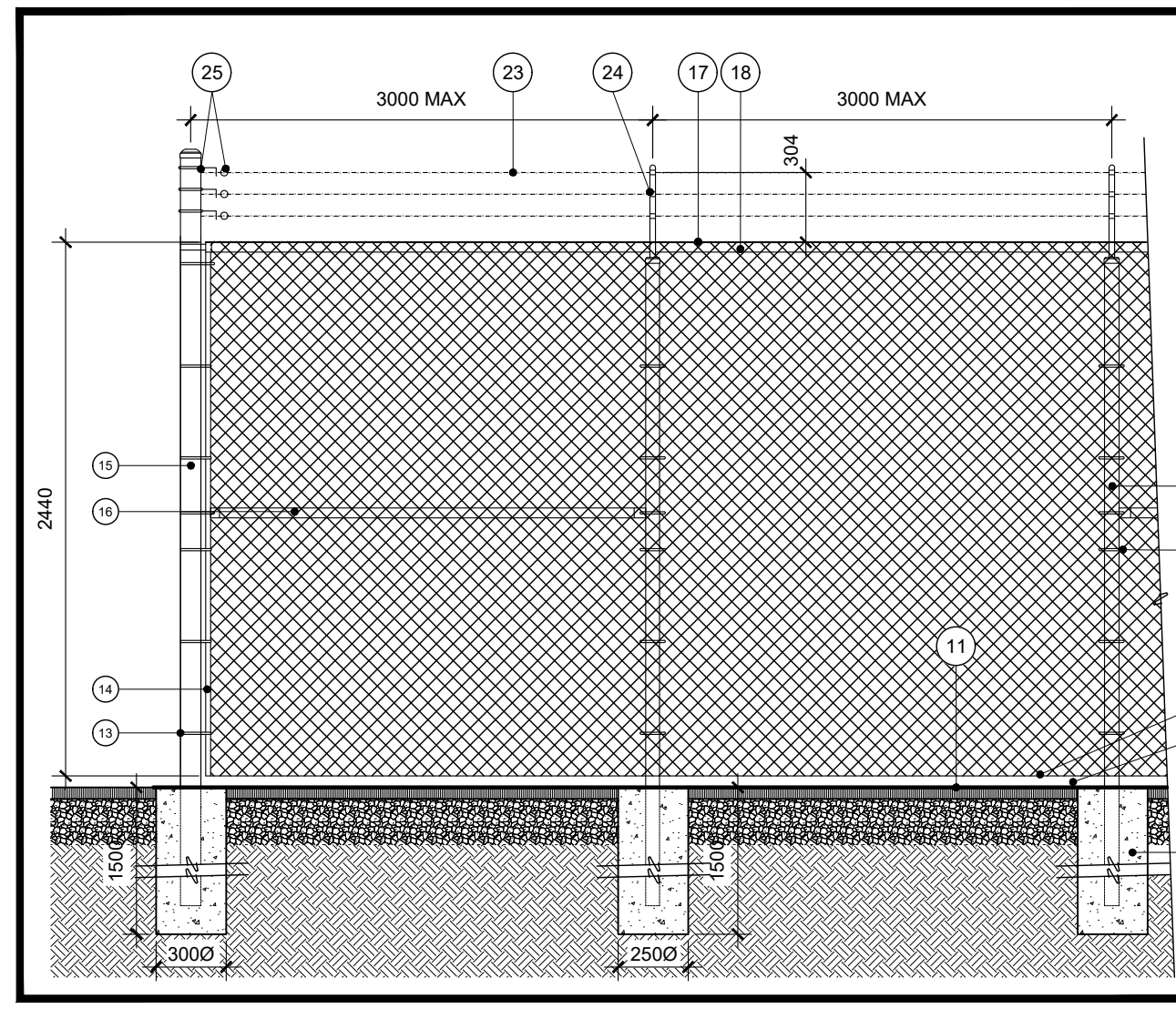
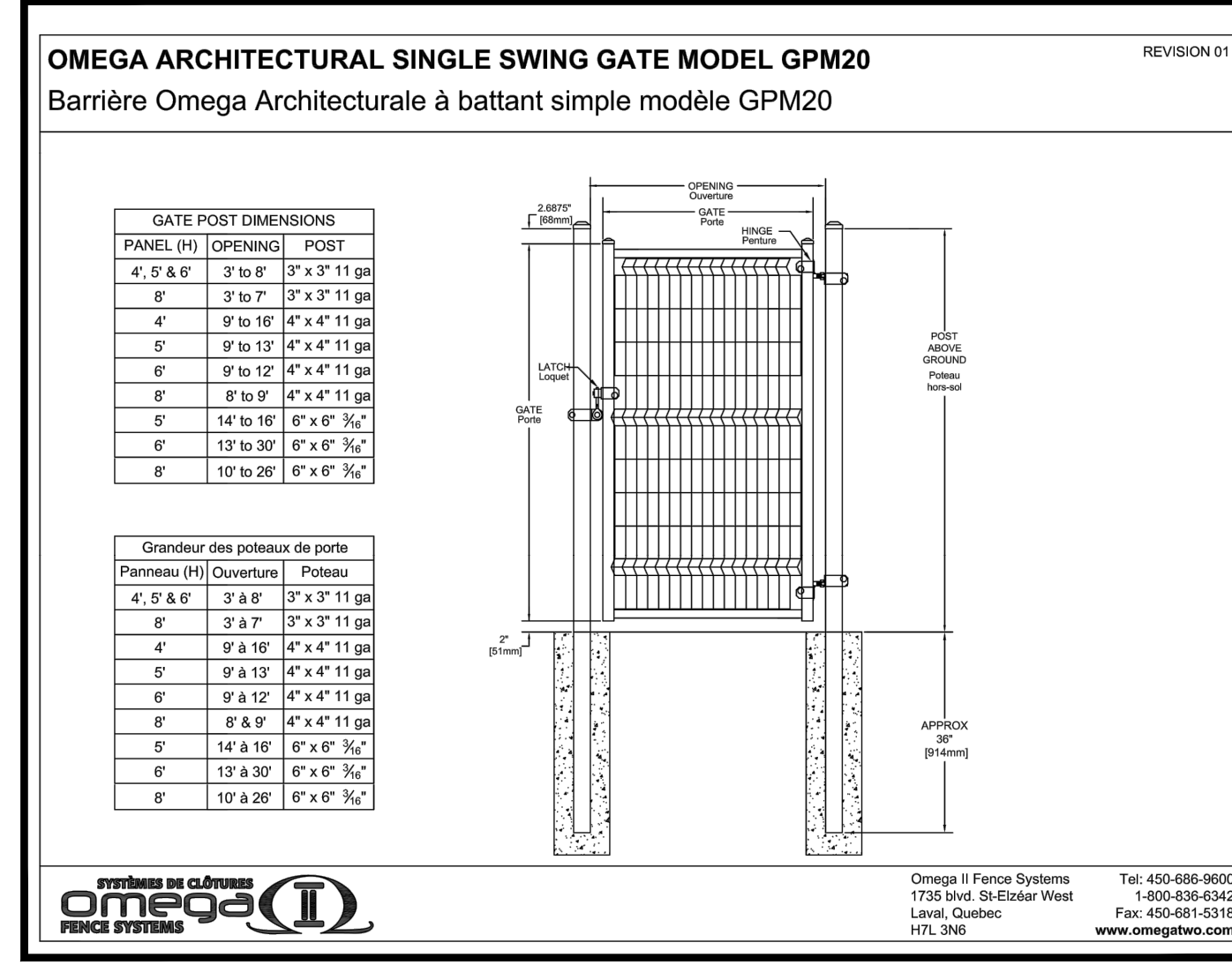


1 AG AUTOGATE (VERTICAL PIVOT GATE) - PLAN DETAIL
L102 1:50



2 AG AUTOGATE (VERTICAL PIVOT GATE) - ELEVATION DETAIL
L102 1:50



3 CHAINLINK FENCE WITH BARBED WIRE DETAIL
L102 1:30

DRAWING NOTES, L101

- 01 R.H. OPERATOR.
- 02 STYLE E YOKE.
- 03 WIND BRACING.
- 04 CONCRETE PAD AS PER STRUCTURAL ENGINEER.
- 05 PRIVATE SIDE.
- 06 PUBLIC SIDE.
- 07 BARRIER SCREEN.
- 08 3-POINT FINIALS.
- 09 GATE GUARD.
- 10 CONCRETE YOKE PAD.
- 11 FINISHED GRADE.
- 12 CYLINDRICAL CONCRETE FOOTING, TO CSA 30MPa CLASS F-1.
- 13 TENSION BANDS
- 14 TENSION BAR 5 x 20mm, GALVANIZED STEEL
- 15 90mm O.D. TERMINAL AND CORNER POST WITH POST TOP, LENGTHENED TO RECEIVE BARBED WIRE
- 16 43mm O.D. BRACE RAIL
- 17 KNUCKLED TOP EDGE
- 18 43mm O.D. TOP RAIL
- 19 60mm O.D. LINE POST
- 20 WIRE FASTENERS 400mm O.C, SINGLE STRAND GALVANIZED, 5mm
- 21 BOTTOM WIRE FASTENED 450mm OC
- 22 40-75mm CLEARANCE
- 23 3 - 2.3mm BARBED WIRE BARBS 150mm APART TYP.
- 24 BARBED WIRE ARM, ANGLED TOWARDS OUTSIDE OF FENCED AREA
- 25 BRACE BAND AND EYE HOOK

CLIENT LOGO: **FASTFRATE CBRE**

KEY PLAN:

BLUE NUMBER: PROJECT NUMBER:

RECORD OF REVISIONS:

NO.	DATE	DESCRIPTION
1	21.08.13	ISSUED FOR SITE PLAN APPROVAL

ISSUED FOR SITE PLAN APPROVAL 21.08.13

PROFESSIONAL STAMP:

CIVITAS GROUP
ARCHITECTURE & LANDSCAPE ARCHITECTURE

CIVITAS ARCHITECTURE INC. 14 CHAMBERLAIN AVENUE, SUITE 101 OTTAWA, ON CANADA K1S 1V9 1-613-742-7482 WWW.CIVITAS-INC.CA

PROJECT TITLE:
NEW WAREHOUSE & CROSS DOCK FACILITY
301 SOMME STREET, OTTAWA, ON

DRAWING TITLE:
FENCING AND GATE DETAILS

DRAWN BY: P.J. DRAWING NUMBER:
DATE: 21.08.13
REVIEWED BY: D.RANCIER
APPROVED BY: D.RANCIER
PRINT DATE: REVISION NUMBER:
ISSUED DATE: 21.08.13
CLIENT PROJECT #: PROJECT #: **1**

L102
1
2001

DO NOT SCALE THE DRAWING. USE FIGURE DIMENSIONS ONLY. THE CONTRACTOR IS RESPONSIBLE FOR VERIFYING ALL DIMENSIONS AND NOTIFYING THE ARCHITECT OF ANY DISCREPANCIES BEFORE CONSTRUCTION COMMENCES. THIS DRAWING IS TO BE READ IN CONJUNCTION WITH ALL STRUCTURAL, MECHANICAL, ELECTRICAL, CIVIL AND OTHER CONSULTANT DRAWINGS. THIS DRAWING SHALL NOT BE USED FOR CONSTRUCTION PURPOSES UNLESS SIGNED BY THE ARCHITECT. COPYRIGHT RESERVED. ALL PARTS OF THIS DRAWING ARE THE EXCLUSIVE PROPERTY OF THE ARCHITECT AND SHALL NOT BE USED WITHOUT THE EXPRESSED PERMISSION FROM THE ARCHITECT.