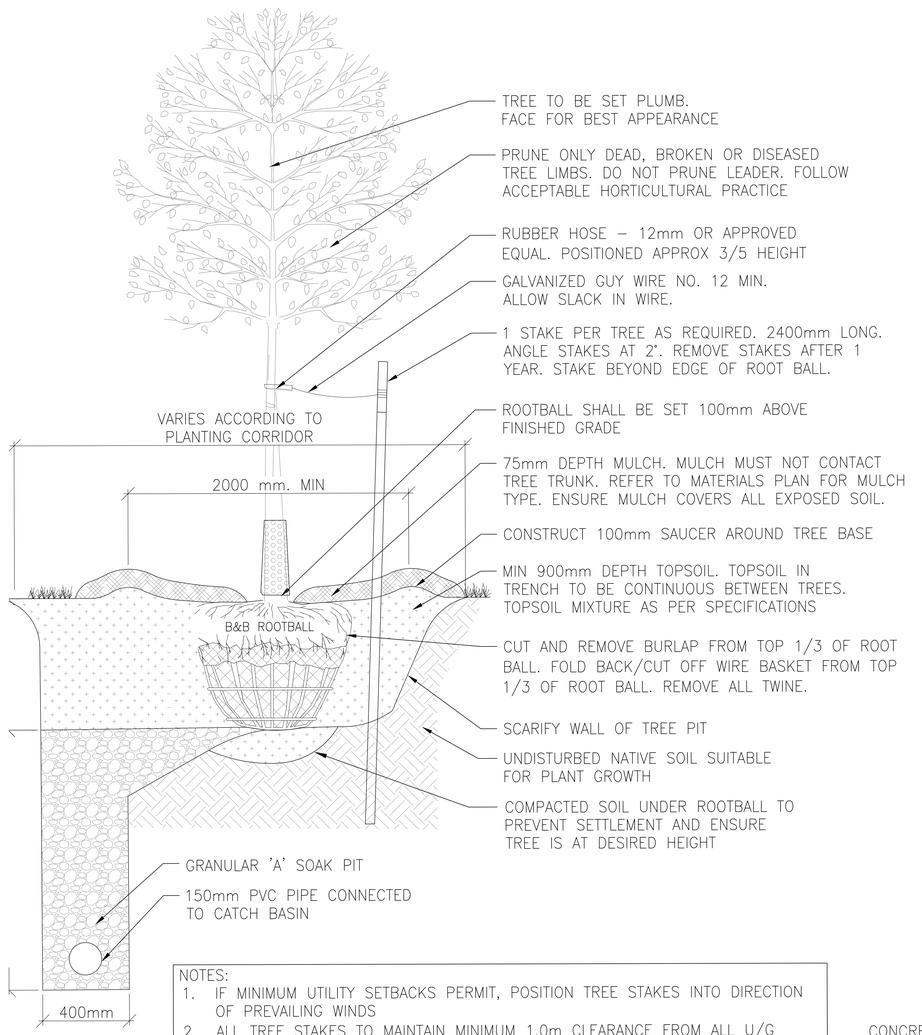

NOTES:
1. IF MINIMUM UTILITY SETBACKS PERMIT, POSITION TREE STAKES INTO DIRECTION OF PREVAILING WINDS
2. ALL TREE STAKES TO MAINTAIN MINIMUM 1.0m CLEARANCE FROM ALL U/G POWER, TELEPHONE AND GAS ALIGNMENTS
3. DIG ALL ROOT HOLES BY HAND WHEN CLOSER THAN 1.0m TO U/G POWER, TELEPHONE AND GAS ALIGNMENTS

1 TYP TREE PLANTING DETAIL
L101 L102 1:10

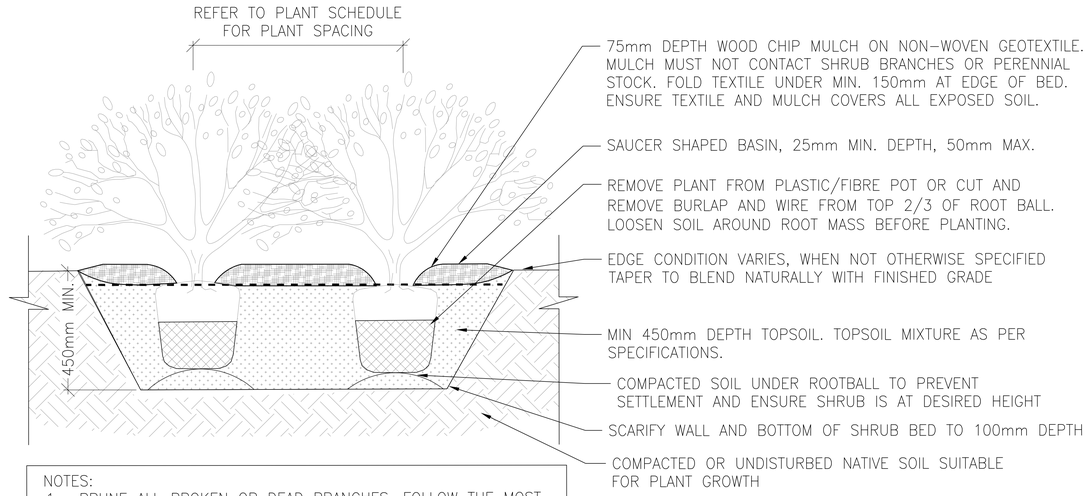

NOTES:
1. PRUNE ALL BROKEN OR DEAD BRANCHES. FOLLOW THE MOST RECENT CANADIAN NURSARY & TRADES ASSOCIATION PRACTICE.
2. PLANT PIT SHALL BE DUG TWICE DIAMETER OF THE ROOT BALL.
3. SCARIFY COMPACTED SUBGRADE TO 150mm DEPTH.
4. FACE PLANTS FOR BEST APPEARANCE.
5. STAGGER PLANTING SUCH THAT ALL PLANTS ARE EQUALLY SPACED FROM EACH OTHER AS SPECIFIED IN PLANT LIST.
6. PLANTING BED TO BE CONTINUOUS 900mm DEPTH WHEN PLANTED WITH TREES

2 TYP SHRUB PLANTING DETAIL
L101 L102 1:10

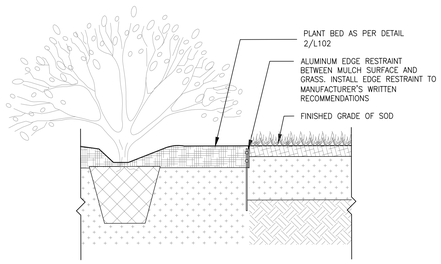

3 TYP ALUMINUM EDGE RESTRAINT
L101 L102 1:10

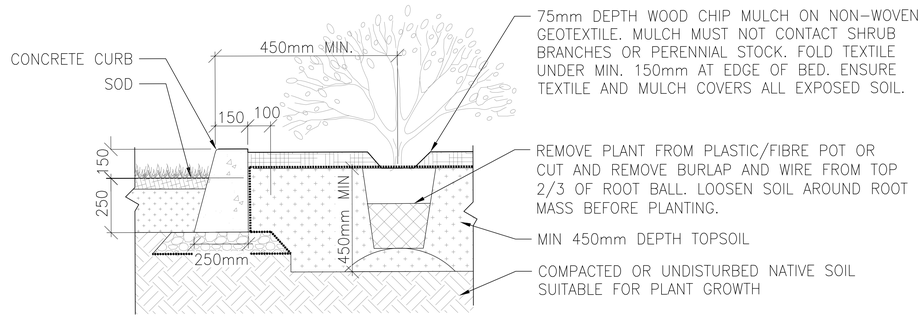

NOTES:
1. ALL SPECIFICATIONS FROM DETAIL 2/L102 PLANTING APPLY. IN CASE OF CONFLICT, 2/L102 SHOULD BE TAKEN AS CORRECT.
2. PLANT PIT SHALL BE DUG TWICE DIAMETER OF THE ROOT BALL.
3. PLANT BED TO BE CONTINUOUS MIN 900mm DEPTH WHEN PLANTED WITH TREES. REFER TO DETAIL 1 TYP. TREE PLANTING
4. SCARIFY SUBGRADE TO 150mm DEPTH.

4 PLANTING BED AND CONCRETE EDGE DETAIL
L101 L102 1:10

ARCHITECTURE 49
1000-150 ISABELLA STREET
OTTAWA (ONTARIO) CANADA K1S 1V7
Phone: 613-238-0440 | Fax: 613-238-6697 | WWW.ARCHITECTURE49.COM

CONSULTANT - SUB CONSULTANT:
CONSULTANT - SUB CONSULTANT:
CONSULTANT - SUB CONSULTANT:
CONSULTANT - SUB CONSULTANT:
SEAL:
CLIENT:
ACCESS PROPERTY DEVELOPMENTS
CLIENT REF. #:
PROJECT:
PROPOSED SELF-STORAGE
KEY PLAN:

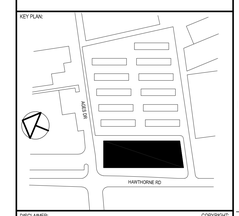

DISCLAIMER: COPYRIGHT:
THIS DRAWING AND DESIGN IS COPYRIGHT PROTECTED WHICH SHALL NOT BE USED, REPRODUCED OR REVISED WITHOUT WRITTEN PERMISSION BY ARCHITECTURE 49. THE CONTRACTOR SHALL CHECK AND VERIFY ALL DIMENSIONS AND UTILITY LOCATIONS AND REPORT ALL ERRORS AND DISCREPANCIES TO COMMENCING WORK.
THIS DRAWING IS NOT TO BE SCALED.

ISSUED FOR - REVISION:

B	RE	DATE	DESCRIPTION

PROJECT NO: 219-00058-00
DATE: 2021-09-30
ORIGINAL SCALE: As indicated
IF THIS BAR IS NOT 25mm LONG, ADJUST YOUR PLOTTING SCALE. 25mm
DESIGNED BY: AH
DRAWN BY: SG
CHECKED BY: AH
DISCIPLINE:
TITLE: PLANTING DETAILS
SHEET NUMBER: L102
SHEET # OF
ISSUE: REV #
DATE OF:

BIM 360://219-00058-00 - 2140 Hawthorne - R22/140_HAWTHORNE_ARCH_CENTRAL.rvt
8/18/2021 2:05:14 PM