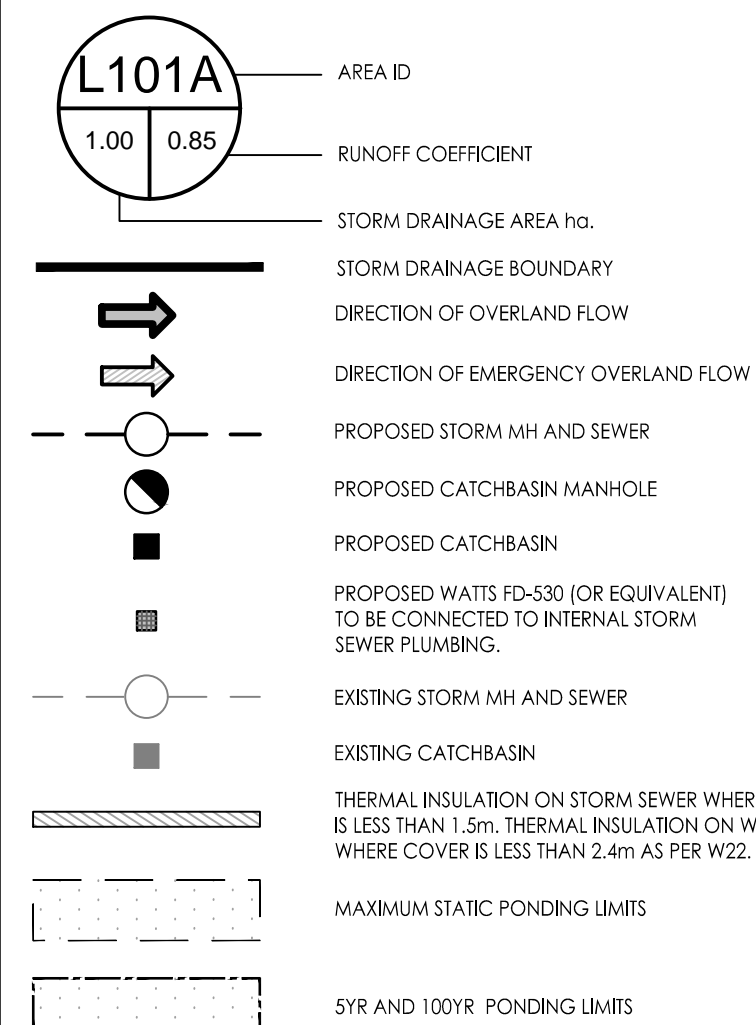


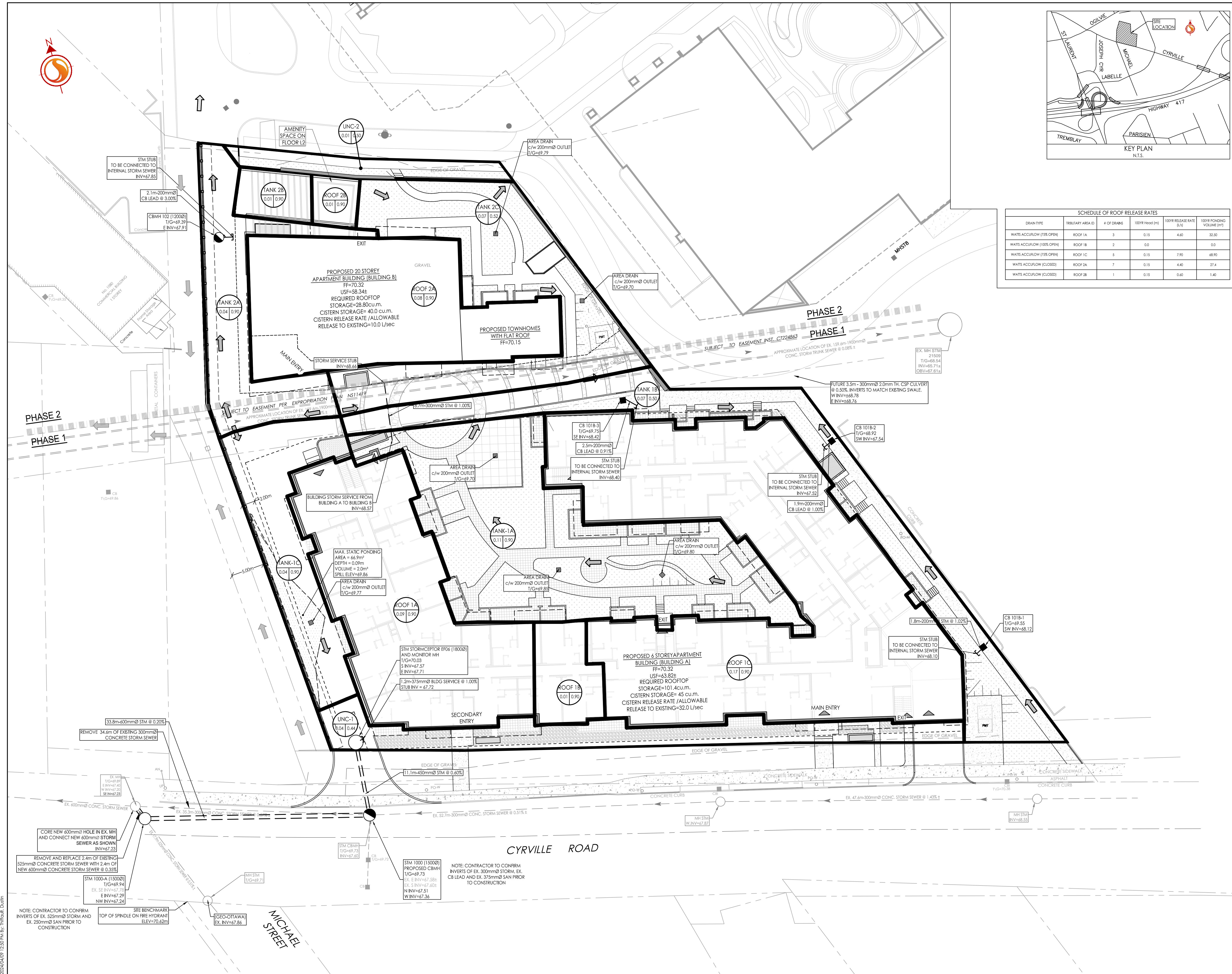
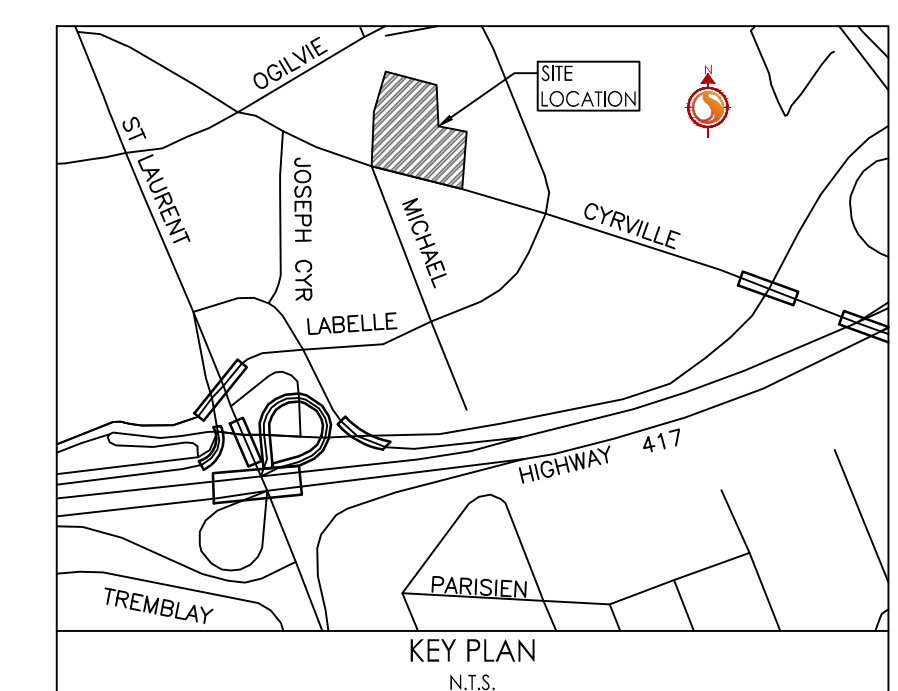
Copyright Reserved

The Contractor shall verify and be responsible for all dimensions. DO NOT scale the drawing - any errors or omissions shall be reported to Stantec without delay. The Copyrights to all designs and drawings are the property of Stantec. Reproduction or use for any purpose other than that authorized by Stantec is forbidden.

Legend



DRAIN TYPE	TERTIARY AREA ID	# OF DRAINS	100YR Head (m)	100YR RELEASE RATE (L/S)	100YR PONDING VOLUME (m³)
WATS ACCFLOW (PSE OPEN)	ROOF 1A	3	0.15	4.60	32.50
WATS ACCFLOW (100% OPEN)	ROOF 1B	2	0.0	0.0	0.0
WATS ACCFLOW (PSE OPEN)	ROOF 1C	5	0.15	7.90	68.90
WATS ACCFLOW (CLOSED)	ROOF 2A	7	0.15	4.40	27.4
WATS ACCFLOW (CLOSED)	ROOF 2B	1	0.15	0.60	1.40



Notes

- INTERNAL PLUMBING AND SUMP PUMPS TO BE DESIGNED BY THE MECHANICAL CONSULTANT.
- THE INTERNAL PLUMBING IN BUILDING B TO ACCOMMODATE THE INDEPENDENT CONNECTIONS OF BUILDING B TO THE SANITARY, WATER AND STORM SERVICE STUBS AT BUILDING A.
- STORMWATER MANAGEMENT TO BE PROVIDED THROUGH A CISTERN IN EACH BUILDING. CISTERN TO BE LOCATED IN THE ASSOCIATED UNDERGROUND PARKING.
 - BUILDING 1 CISTERN A = 45.0m³ AND RELEASE RATE 32L/s PUMP RATE
 - BUILDING 2 CISTERN B = 40.0m³ AND RELEASE RATE 10L/s PUMP RATE
 - TOTAL PERMITTED RELEASE RATE FROM SITE = 72.6 L/S
 - TOTAL POST DEVELOPMENT RELEASE RATE FROM SITE= 72.3 L/S (100 YR)

NO	ISSUED FOR CITY REVIEW	JP	PM	24.04.09
9	ISSUED FOR SPA	JP	PM	24.02.01
8	ISSUED FOR SPA	JP	PM	24.01.26
7	ISSUED FOR SPA	JP	PM	23.12.22
6	ISSUED FOR SPA	JP	PM	23.11.29
5	ISSUED FOR SPA	JP	DT/PM	23.10.08
4	ISSUED FOR SPA	JP	DT	23.09.01
3	ISSUED FOR SPA	JP	DT	23.02.27
2	ISSUED FOR SPA	JP	DT	22.11.29
1	ISSUED FOR SPA	JP	DT	22.05.25
0	ISSUED FOR SPA	MJS	DT	21.11.22

Revision	By	Appd.	YY.MM.DD

File Name:	MJS	DT	MJS	21.09.22
160401672.DB	Dwn.	Chkd.	Dgn.	YY.MM.DD

Permit-Seal

Client/Project
WESTRICH PACIFIC CORP.

MULTI-FAMILY RESIDENTIAL DEVELOPMENT
1125-1149 CYRVILLE ROAD
OTTAWA, ON, CANADA

Title
STORM DRAINAGE AREA PLAN

Project No. 160401672 Scale 1:250

Drawing No. SD-1 Sheet 6 of 7 Revision 10

DWG# 18599

2024/04/02 12:50 PM 160401672.DWG ORIGINAL SHEET - ARCH D