



# PROPOSED MULTI-UNIT RESIDENTIAL DEVELOPMENT STARLIGHT DEVELOPMENTS

### CONSULTANTS LIST

**PLANNING CONSULTANTS**  
 FOTENN PLANNING & DESIGN  
 396 COOPER STREET, SUITE 300  
 OTTAWA, ONTARIO K2P-2H7  
 TEL: 613-730-5709

**SITE SERVICES & GRADING ENGINEERS**  
 COUNTERPOINT ENGINEERING  
 8395 JANE STREET, SUITE 100  
 VAUGHAN, ONTARIO L4K-5Y2  
 TEL: 416-886-1075

**LANDSCAPE ARCHITECTS**  
 MHBC PLANNING, URBAN DESIGN &  
 LANDSCAPE ARCHITECTURE  
 7050 WESTON ROAD, SUITE 230  
 WOODBRIDGE, ONTARIO L4L-8G7  
 TEL: 905-761-5588

**TRANSPORTATION ENGINEER**  
 CGH TRANSPORTATION INC.  
 13 MARKHAM AVE  
 OTTAWA, ONTARIO K2G-3Z1  
 TEL: 613-697-3797

**WIND ENGINEER**  
 GRADIENT WIND ENGINEERING  
 127 WALGREEN ROAD  
 OTTAWA, ONTARIO K0A-1L0  
 TEL: 613-836-0934

**GEOTECHNICAL ENGINEER**  
 6221 HWY #7, UNIT 16  
 VAUGHAN, ONTARIO, L4H-0K8  
 TEL: 905-264-9393

**ELECTRICAL ENGINEER**  
 MULVEY & BANANI INTERNATIONAL INC. (MBII)  
 90 SHEPPARD AVE. EAST, SUITE 500  
 TORONTO, ONTARIO M2N-3A1  
 TEL: 416-751-2122

### ARCHITECTURAL DRAWING LIST

A000	COVER SHEET
A001	SITE & DEVELOPMENT STATISTICS
A101	CONTEXT SITE PLAN
A102	SITE PLAN
A201	PARKADE GROUND FLOOR PLAN
A202	PARKADE 2ND FLOOR PLAN
A203	PARKADE 3RD FLOOR PLAN
A204	PARKADE 4TH FLOOR PLAN
A205	PARKADE AMENITY LEVEL/ ROOF PLAN
A211	BUILDING 'A' - GROUND FLOOR PLAN
A212	BUILDING 'A' - BASEMENT FLOOR PLAN
A213	BUILDING 'A' - SECOND FLOOR FLOOR PLAN
A214	BUILDING 'A' - THIRD FLOOR
A215	BUILDING 'A' - 4TH TO 6TH FLOOR PLAN
A216	BUILDING 'A' - 7TH TO 17TH FLOOR PLAN
A217	BUILDING 'A' - ROOF PLAN
A221	BUILDING 'B' - GROUND FLOOR PLAN
A222	BUILDING 'B' - BASEMENT FLOOR PLAN
A223	BUILDING 'B' - SECOND FLOOR FLOOR PLAN
A224	BUILDING 'B' - 3RD TO 6TH FLOOR PLAN
A225	BUILDING 'B' - 7TH TO 17TH FLOOR PLAN
A226	BUILDING 'B' - ROOF PLAN
A231	BUILDING 'C' - GROUND FLOOR PLAN
A232	BUILDING 'C' - BASEMENT FLOOR PLAN
A233	BUILDING 'C' - SECOND FLOOR FLOOR PLAN
A234	BUILDING 'C' - 3RD TO 6TH FLOOR PLAN
A235	BUILDING 'C' - 7TH TO 17TH FLOOR PLAN
A236	BUILDING 'C' - ROOF PLAN
A310	ELEVATIONS - BUILDING 'A'
A311	ELEVATIONS - BUILDING 'A'
A312	ELEVATIONS - ENLARGED
A320	ELEVATIONS - BUILDING 'B'
A321	ELEVATIONS - BUILDING 'B'
A330	ELEVATIONS - BUILDING 'C'
A331	ELEVATIONS - BUILDING 'C'
A340	ELEVATIONS - PARKADE
A341	ELEVATIONS - PARKADE
A401	BUILDING SECTIONS
A402	BUILDING SECTIONS
A403	PARKADE SECTIONS
A404	PARKADE SECTIONS

NO.	REVISIONS	DATE	BY
3	ISSUED FOR SITE PLAN APPROVAL #2	MAR. 21. 2023	OH
2	ISSUED FOR SITE PLAN APPROVAL #1	FEB. 09. 2023	OH
1	ISSUED FOR CLIENT REVIEW	FEB. 04. 2021	OH

Contractor must check and verify all dimensions on the job and report any discrepancies to the Architect before proceeding with the work.  
 Do not scale the drawing.  
 This drawing contains copyright material belonging to the Architect.  
 This drawing was developed for a specific purpose; use for any other purpose is not permitted.  
 This drawing shall not be reproduced in whole or in part without the written approval of the Architect.  
 This drawing must be read in the context of all the other drawings which constitute the document.

**COVER SHEET**

SCALE AS NOTED

**PROPOSED MULTI-FAMILY  
 RESIDENTIAL DEVELOPMENT**  
 1971 & 1975 ST. LAURENT BLVD.  
 OTTAWA, ONTARIO  
 FOR: STARLIGHT DEVELOPMENTS

**PETROFF**  
PETROFF PARTNERSHIP ARCHITECTS  
 260 TOWN CENTRE BLVD, SUITE 300  
 MARKHAM, ON L3R 8H8  
 PH: 905-470-7000 [www.petroff.com](http://www.petroff.com)



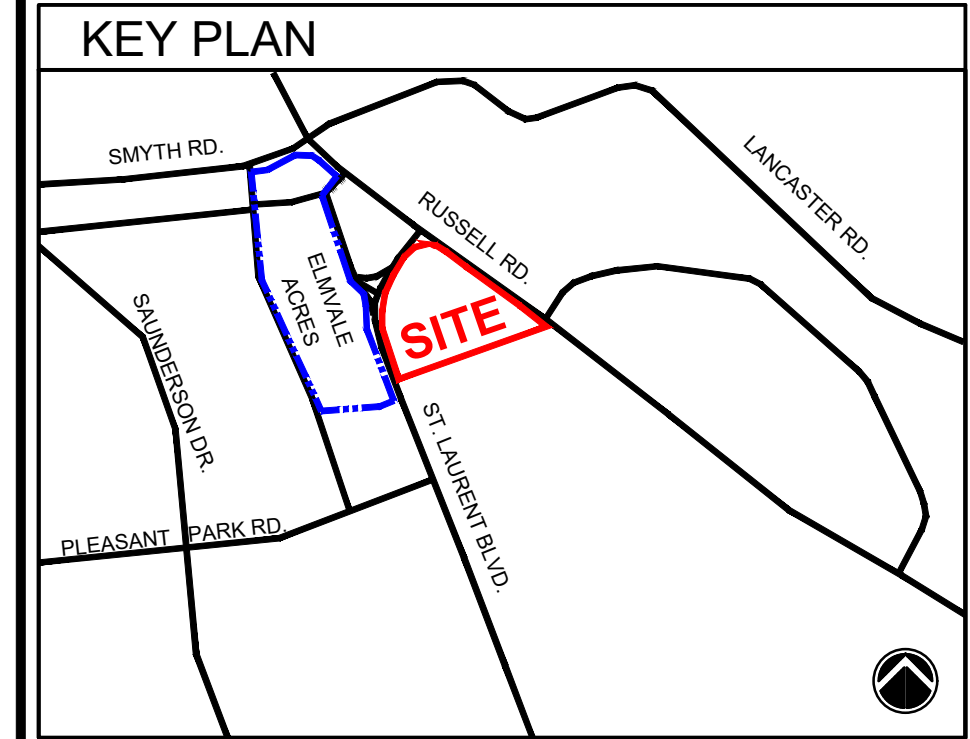
DRAWN BY	PETROFF	PROJECT NO.	21740
CHECKED BY	PETROFF	DWG. NO.	A000
DATE			
ISSUED			



FILE NUMBER: D07-12-22-0044  
 PLAN NUMBER #18715

**LEGAL DESCRIPTION:**

PART OF LOT 27,  
 CONCESSION 3 (OTTAWA FRONT)  
 SOUTH OF DUNDAS STREET  
 (GEOGRAPHICAL TOWNSHIP OF GLOUCESTER)  
 CITY OF OTTAWA



**SITE PLAN LEGEND**

FFE 100.00	PROPOSED FIN. GRADE
+1.00' OR -1.00'	TOPOGRAPHICAL GRADE
TG 179.00	TOP OF CATCH BASIN
▲ ENTRANCE	DOOR LOCATIONS
▲ EXIT	DOOR LOCATIONS
△	DRIVE AISLE/ VEHICULAR TRAFFIC
△	LOADING/ GARAGE DOOR LOCATION
□ C.B.	CATCH BASIN
● M.H.	SANITARY MANHOLE
● M.H.	STORM SEWER MANHOLE
◆ F.H.	FIRE HYDRANT
○ R.D.	ROOF DRAIN
⊗	NEW LIGHT STANDARDS
■	HEAVY DUTY ASPHALT PAVING
■ D.C.	BARRIER-FREE DEPRESSED CURB

SITE SERVICES & GRADING: BASED ON INFORMATION PREPARED BY COUNTERPOINT ENGINEERING INC. DATED 2022-JAN-31  
 LANDSCAPE: BASED ON INFORMATION PREPARED BY MHBC PLANNING, URBAN DESIGN & LANDSCAPE ARCHITECTURE, DATED 2022-FEB-XX  
 SURVEY & TOPOGRAPHICAL INFORMATION BASED ON DRAWING PREPARED BY: ANNIS, O'SULLIVAN, VOLLEBEKK LTD., ONTARIO LAND SURVEYORS, DRAWING DATED SEPTEMBER 27TH, 2021.

NO.	REVISIONS	DATE	BY
3	ISSUED FOR SITE PLAN APPROVAL #2	MAR. 21, 2023	OH
2	ISSUED FOR SITE PLAN APPROVAL #1	FEB. 09, 2021	OH
1	ISSUED FOR CLIENT REVIEW	FEB. 04, 2021	OH

Contractor must check and verify all dimensions on the job and report any discrepancies to the Architect before proceeding with the work.  
 Do not scale the drawing.  
 This drawing contains copyright material belonging to the Architect.  
 This drawing was developed for a specific purpose; use for any other purpose is not permitted.  
 This drawing shall not be reproduced in whole or in part without the written approval of the Architect.  
 This drawing must be read in the context of all the other drawings which constitute the document.

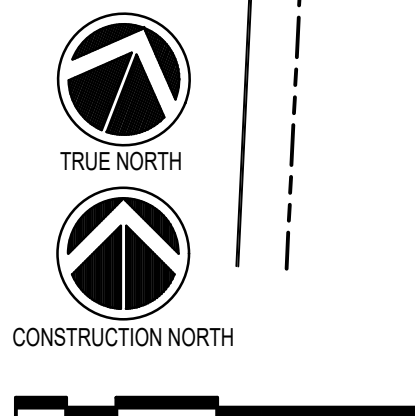
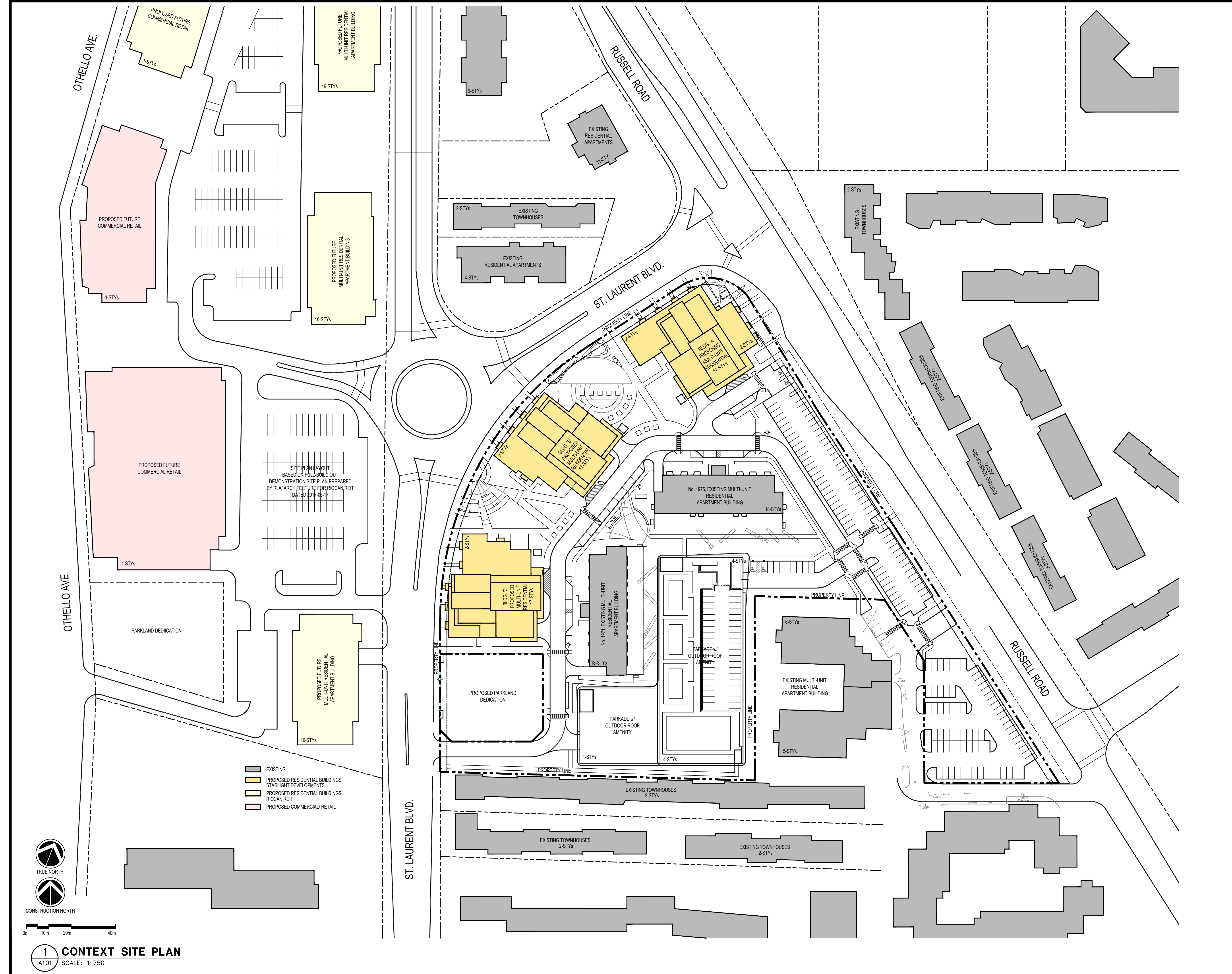
**CONTEXT SITE PLAN**

SCALE: AS NOTED  
**PROPOSED MULTI-FAMILY RESIDENTIAL DEVELOPMENT**  
 1971 & 1975 ST. LAURENT BLVD.  
 OTTAWA, ONTARIO  
 FOR: STARLIGHT DEVELOPMENTS

**PETROFF**  
 PETROFF PARTNERSHIP ARCHITECTS  
 260 TOWN CENTRE BLVD., SUITE 300  
 MARKHAM, ON L3R 8H8  
 PH: 905-470-7000 www.petroff.com



DRAWN BY: PETROFF	PROJECT NO: 21740
CHECKED BY: PETROFF	DATE: _____
DATE: _____	ISSUED: _____
ISSUED: _____	DWG. NO: A101



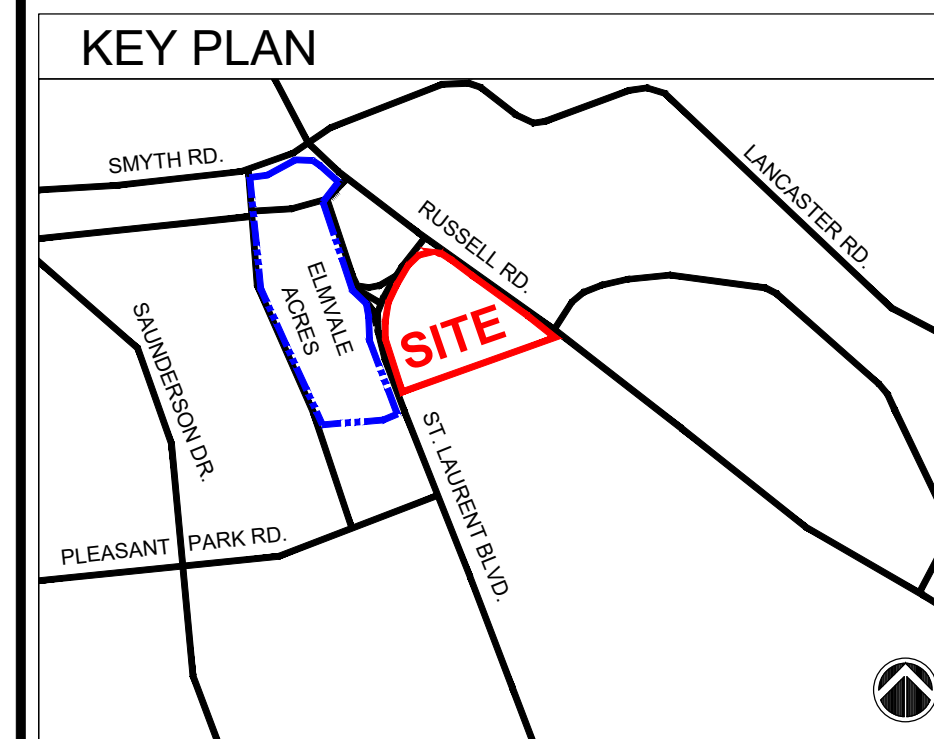
**1 CONTEXT SITE PLAN**  
 SCALE: 1:750

FILE NUMBER: D07-12-22-0044

PLAN NUMBER #18715

LEGAL DESCRIPTION:

PART OF LOT 27,  
CONCESSION 3 (OTTAWA FRONT)  
SOUTH OF DUNDAS STREET  
(GEOGRAPHICAL TOWNSHIP OF GLOUCESTER)  
CITY OF OTTAWA



SITE PLAN LEGEND

[Symbol]	PROPOSED FIN. GRADE
[Symbol]	TOPOGRAPHICAL GRADE
[Symbol]	TOP OF CATCH BASIN
[Symbol]	DOOR LOCATIONS
[Symbol]	DRIVE AISLE/VEHICULAR TRAFFIC
[Symbol]	LOADING/GARAGE DOOR LOCATION
[Symbol]	CATCH BASIN
[Symbol]	SANITARY MANHOLE
[Symbol]	STORM SEWER MANHOLE
[Symbol]	FIRE HYDRANT
[Symbol]	ROOF DRAIN
[Symbol]	NEW LIGHT STANDARDS
[Symbol]	HEAVY DUTY ASPHALT PAVING
[Symbol]	BARRIER-FREE DEPRESSED CURB

SITE SERVICES & GRADING: BASED ON INFORMATION PREPARED BY COUNTERPOINT ENGINEERING INC. DATED 2022-JAN-31

LANDSCAPE: BASED ON INFORMATION PREPARED BY MHBC PLANNING, URBAN DESIGN & LANDSCAPE ARCHITECTURE, DATED 2022-FEB-XX

SURVEY & TOPOGRAPHICAL: INFORMATION BASED ON DRAWING PREPARED BY: ANNIS, O'SULLIVAN, VOLLEBEK LTD., ONTARIO LAND SURVEYORS. DRAWING DATED SEPTEMBER 27TH, 2021.

3	ISSUED FOR SITE PLAN APPROVAL #2	MAR. 21, 2023	OH
2	ISSUED FOR SITE PLAN APPROVAL #1	FEB. 09, 2021	OH
1	ISSUED FOR CLIENT REVIEW	FEB. 04, 2021	OH

NO.	REVISIONS	DATE	BY

Contractor must check and verify all dimensions on the job and report any discrepancies to the Architect before proceeding with the work.

Do not scale the drawing.

This drawing contains copyright material belonging to the Architect.

This drawing was developed for a specific purpose; use for any other purpose is not permitted.

This drawing shall not be reproduced in whole or in part without the written approval of the Architect.

This drawing must be read in the context of all the other drawings which constitute the document.

**SITE PLAN**

SCALE: AS SHOWN

**PROPOSED MULTI-FAMILY RESIDENTIAL DEVELOPMENT**

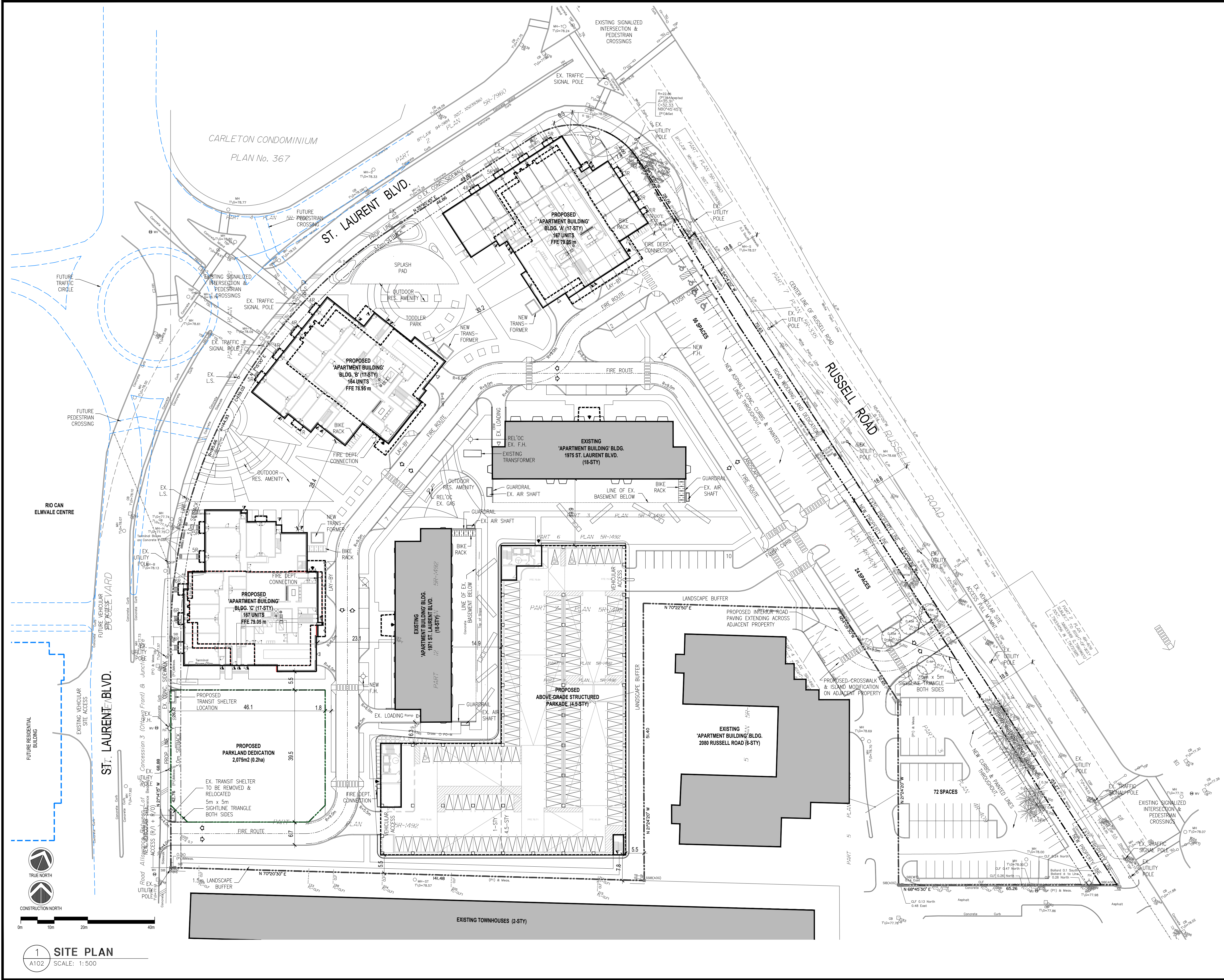
1971 & 1975 ST. LAURENT BLVD.  
OTTAWA, ONTARIO  
FOR: STARLIGHT DEVELOPMENTS

**PETROFF**  
PETROFF PARTNERSHIP ARCHITECTS

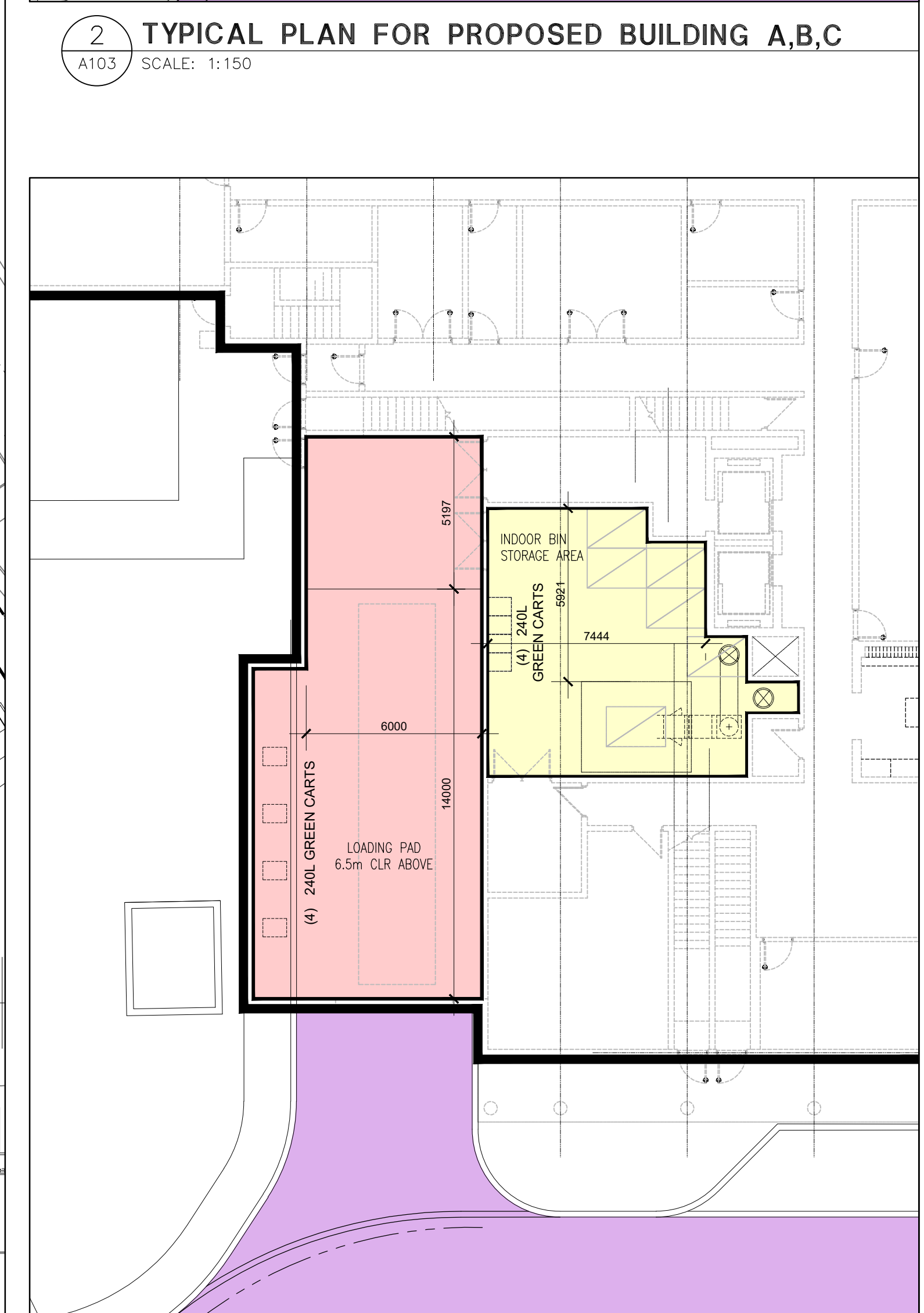
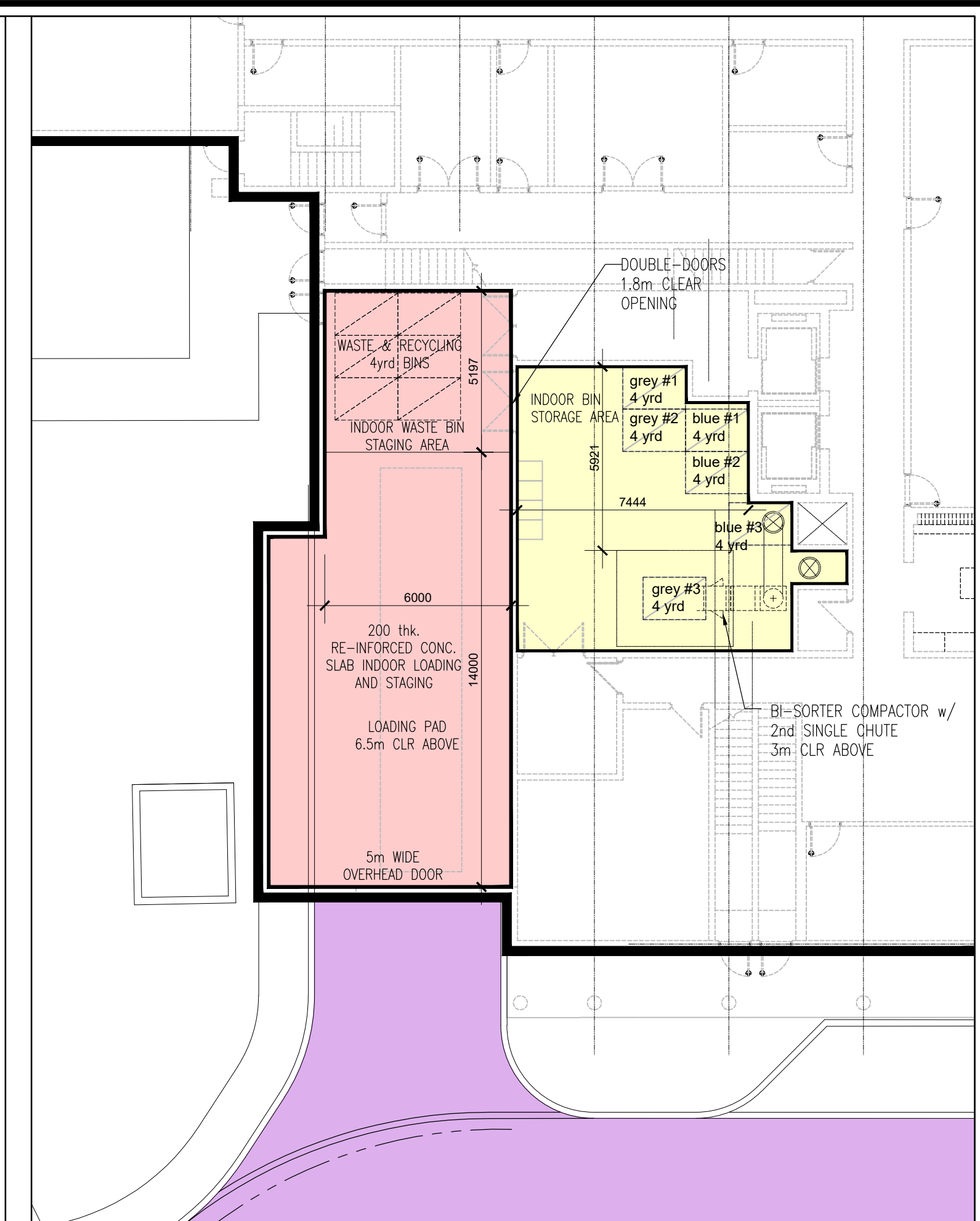
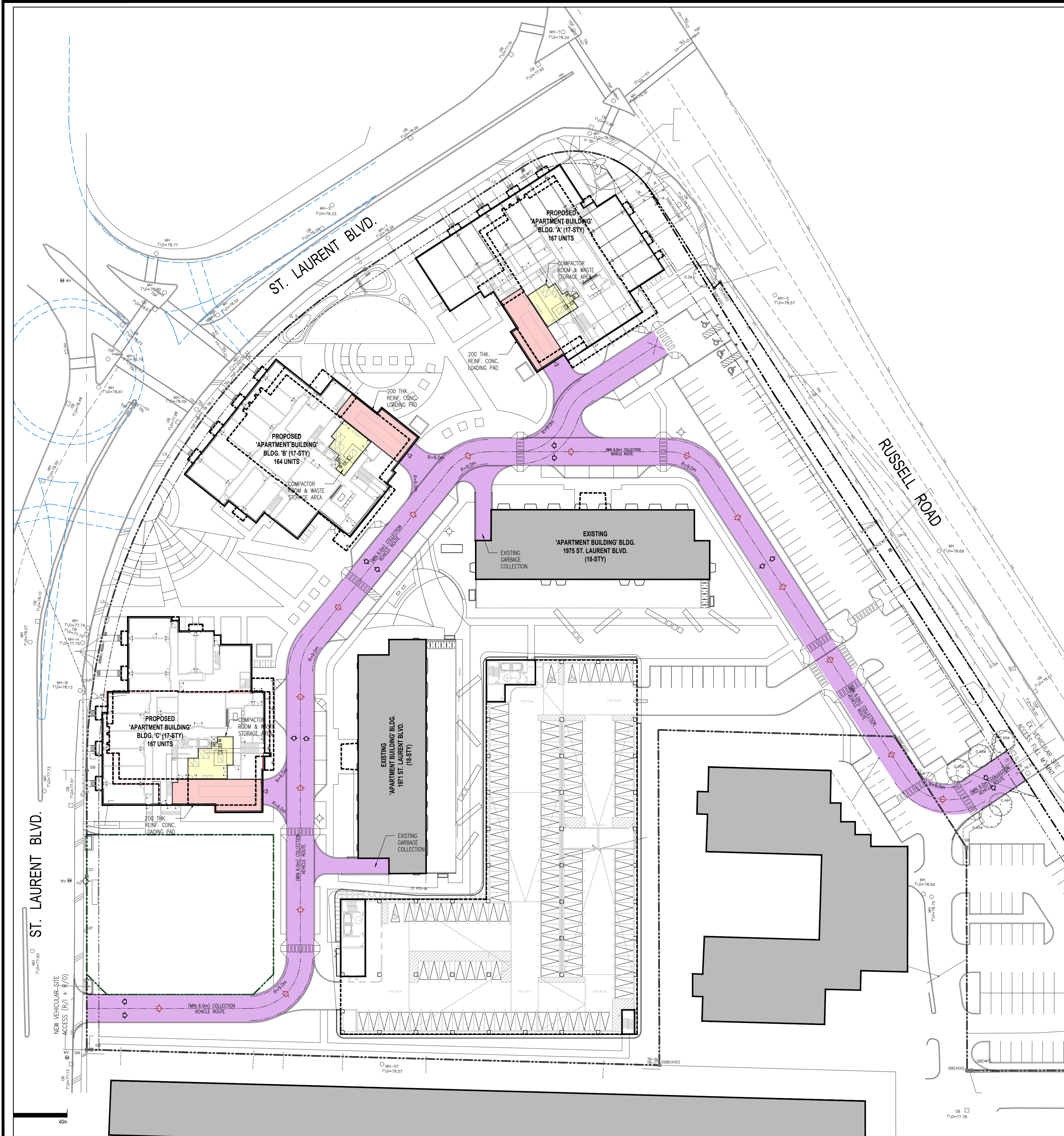
260 TOWN CENTRE BLVD., SUITE 300  
MARKHAM, ON L3R 8H8  
PH: 905-470-7000 www.petroff.com

**ONTARIO ASSOCIATION OF ARCHITECTS**  
ALL INFORMATION LICENSE 6768

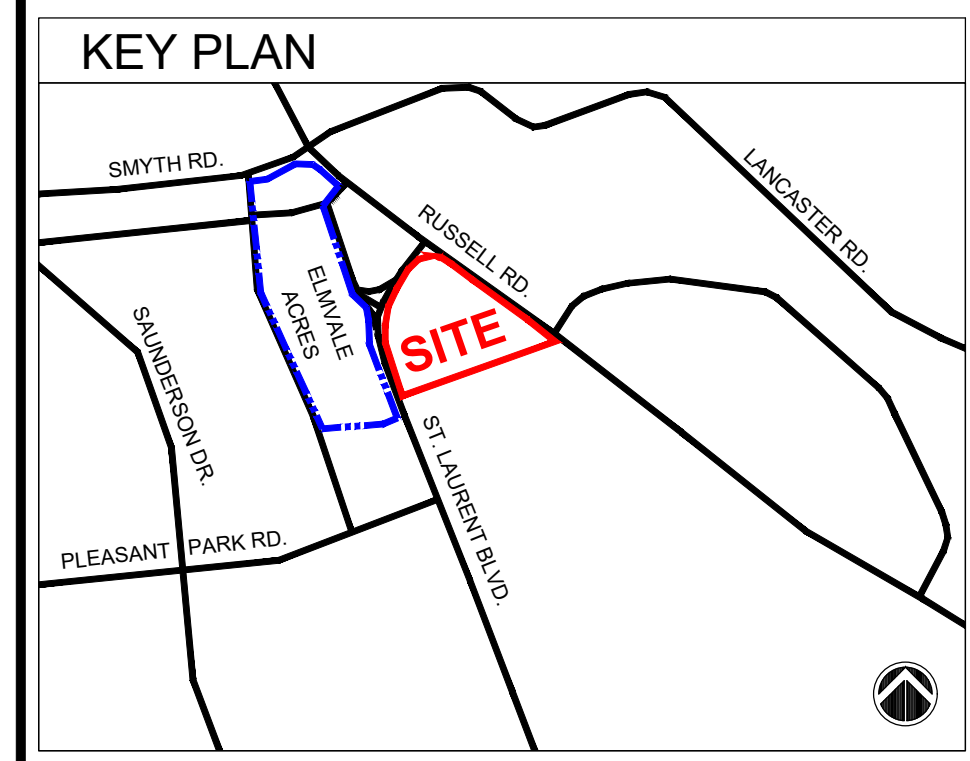
DRAWN BY:	PETROFF	PROJECT NO.:	21740
CHECKED BY:	PETROFF	DWG. NO.:	A102
DATE:			
ISSUED:			



1 SITE PLAN  
SCALE: 1:500



FILE NUMBER: D07-12-22-0044  
 PLAN NUMBER #18715  
**LEGAL DESCRIPTION:**  
 PART OF LOT 27,  
 CONCESSION 3 (OTTAWA FRONT)  
 SOUTH OF DUNDAS STREET  
 (GEOGRAPHICAL TOWNSHIP OF GLOUCESTER)  
 CITY OF OTTAWA



**SOLID WASTE & RECYCLING STORAGE ROOM SUMMARY**  
 BASED ON TABLE S-1 - COLLECTION CONTAINER GUIDELINES FOR HIGH-RISE WITH A CENTRAL GARBAGE/RECYCLING ROOM (CITY OF OTTAWA - SOLID WASTE MANAGEMENT GUIDELINES)

PROPOSED BUILDING 'A' TOTAL UNIT COUNT = 167 UNITS  
 THEREFORE THE FOLLOWING TOTAL CUBIC YARDS ARE REQUIRED:  
 9 CUBIC YARDS (GREY WASTE) OR 3 x 4 CUBIC YARD BINS  
 10 CUBIC YARDS (BLUE/RECYCLING) OR 3 x 4 CUBIC YARD BINS  
 4 x 240L (GREEN ORGANIC)

PROPOSED BUILDING 'B' TOTAL UNIT COUNT = 164 UNITS  
 THEREFORE THE FOLLOWING TOTAL CUBIC YARDS ARE REQUIRED:  
 9 CUBIC YARDS (GREY WASTE) OR 3 x 4 CUBIC YARD BINS  
 10 CUBIC YARDS (BLUE/RECYCLING) OR 3 x 4 CUBIC YARD BINS  
 4 x 240L (GREEN ORGANIC)

PROPOSED BUILDING 'C' TOTAL UNIT COUNT = 167 UNITS  
 THEREFORE THE FOLLOWING TOTAL CUBIC YARDS ARE REQUIRED:  
 9 CUBIC YARDS (GREY WASTE) OR 3 x 4 CUBIC YARD BINS  
 10 CUBIC YARDS (BLUE/RECYCLING) OR 3 x 4 CUBIC YARD BINS  
 4 x 240L (GREEN ORGANIC)

**BIN STAGING AREA SUMMARY**  
 STAGING AREA FOR PICKUP = 31.2m<sup>2</sup>

NO.	REVISIONS	DATE	BY
3	ISSUED FOR SITE PLAN APPROVAL #2	MAR.21.2023	OH
2	ISSUED FOR SITE PLAN APPROVAL #1	FEB.09.2021	OH
1	ISSUED FOR CLIENT REVIEW	FEB.04.2021	OH

**SOLID WASTE STORAGE MANAGEMENT PLAN**

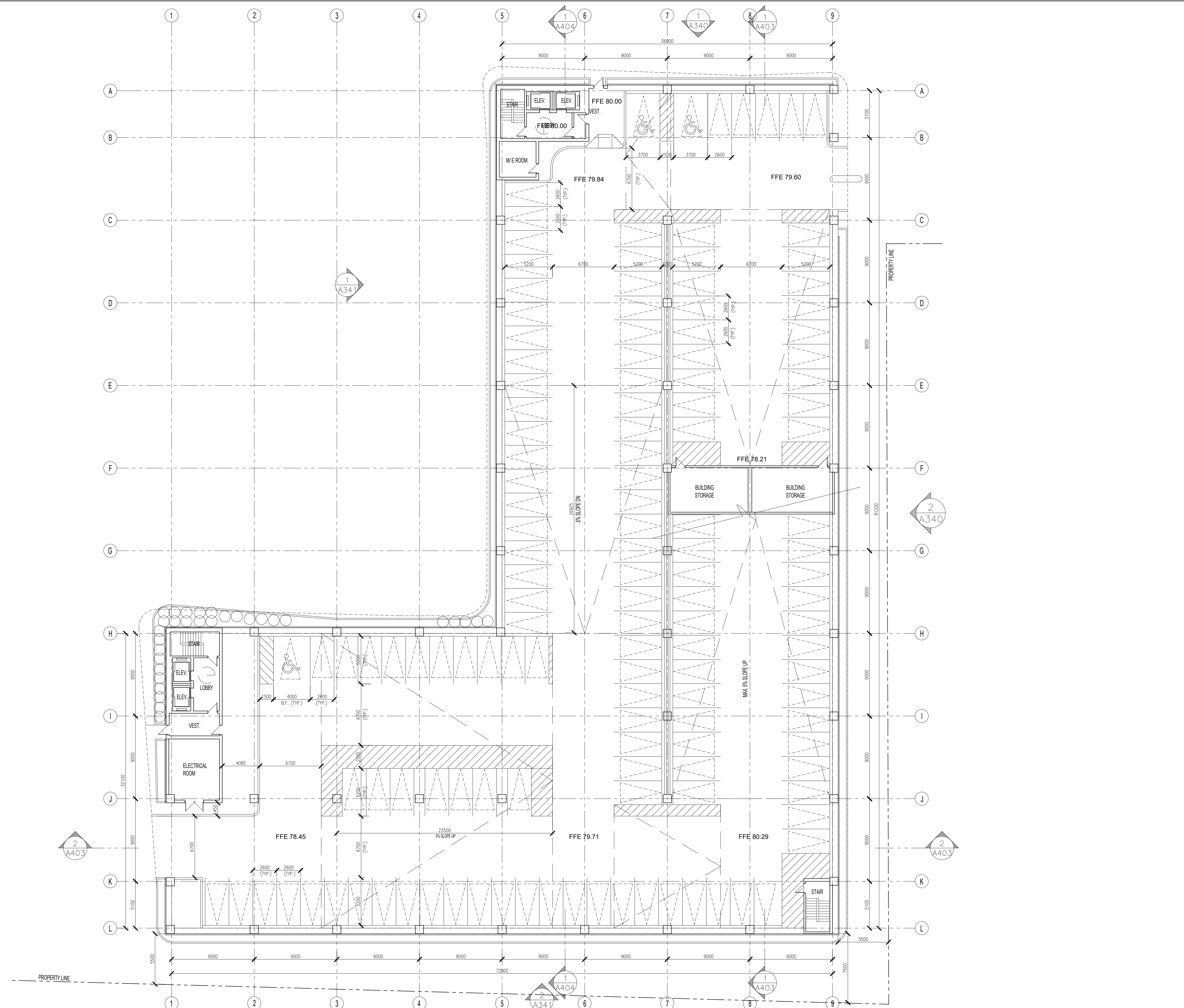
SCALE: AS NOTED

**PROPOSED MULTI-FAMILY RESIDENTIAL DEVELOPMENT**  
 1971 & 1975 ST. LAURENT BLVD.  
 OTTAWA, ONTARIO  
 FOR: STARLIGHT DEVELOPMENTS

**PETROFF**  
 PETROFF PARTNERSHIP ARCHITECTS  
 260 TOWN CENTRE BLVD, SUITE 300  
 MARKHAM, ON L3R 8H8  
 PH: 905-470-7000 www.petroff.com

ONTARIO ASSOCIATION OF ARCHITECTS  
 ALLY HAMMILL  
 LICENCE 6768

DRAWN BY: PETROFF	PROJECT NO: 21740
CHECKED BY: PETROFF	DWG. NO: A103
DATE:	
ISSUED:	



NO.	REVISIONS	DATE	BY
3	ISSUED FOR SITE PLAN APPROVAL #2	MAR.21.2023	OH
2	ISSUED FOR SITE PLAN APPROVAL #1	FEB.09.2021	OH
1	ISSUED FOR CLIENT REVIEW	FEB.04.2021	OH

Contractor must check and verify all dimensions on the job and report any discrepancies to the Architect before proceeding with the work.  
 Do not scale the drawing.  
 This drawing contains copyright material belonging to the Architect.  
 This drawing was developed for a specific purpose; use for any other purpose is not permitted.  
 This drawing shall not be reproduced in whole or in part without the written approval of the Architect.  
 This drawing must be read in the context of all the other drawings which constitute the document.

**PARKADE  
 GROUND FLOOR PLAN**

SCALE: AS NOTED

**PROPOSED MULTI-FAMILY  
 RESIDENTIAL DEVELOPMENT**  
 1971 & 1975 ST. LAURENT BLVD.  
 OTTAWA, ONTARIO  
 FOR: STARLIGHT DEVELOPMENTS

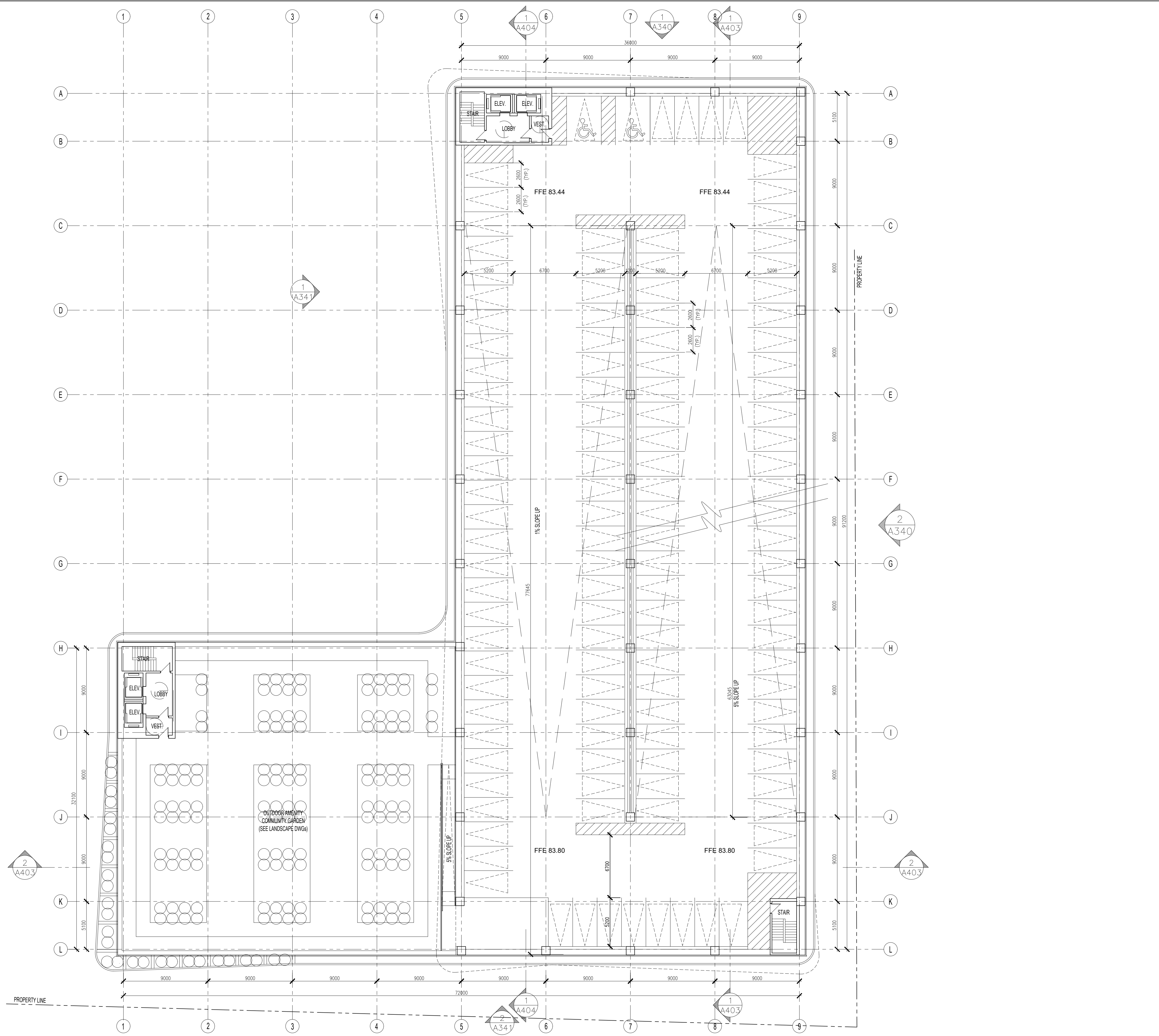
**PETROFF**  
 PETROFF PARTNERSHIP ARCHITECTS

260 TOWN CENTRE BLVD, SUITE 300  
 MARKHAM, ON L3R 8H8  
 PH: 905-470-7000 www.petroff.com

ONTARIO ASSOCIATION  
 OF ARCHITECTS  
 ARCHITECT  
 ALLY HANAMY  
 LICENCE  
 6768

**1 PARKADE GROUND FLOOR**  
 A201 SCALE: 1:200

DRAWN BY:	PETROFF	PROJECT NO:	21740
CHECKED BY:	PETROFF	DWG. NO.:	A201
DATE:			
ISSUED:			



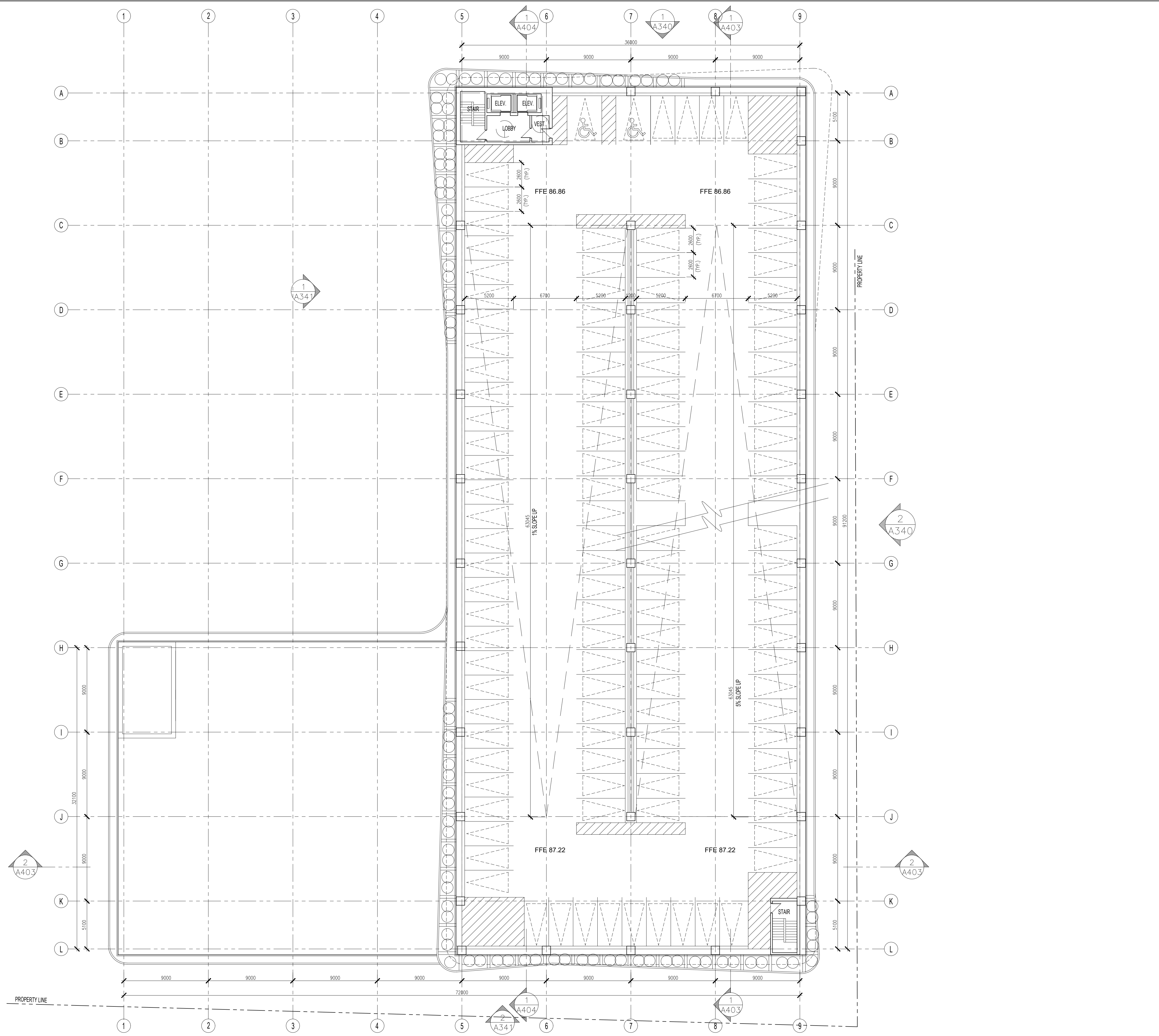
NO.	REVISIONS	DATE	BY
3	ISSUED FOR SITE PLAN APPROVAL #2	MAR.21.2023	OH
2	ISSUED FOR SITE PLAN APPROVAL #1	FEB.09.2021	OH
1	ISSUED FOR CLIENT REVIEW	FEB.04.2021	OH

Contractor must check and verify all dimensions on the job and report any discrepancies to the Architect before proceeding with the work.  
 Do not scale the drawing.  
 This drawing contains copyright material belonging to the Architect.  
 This drawing was developed for a specific purpose; use for any other purpose is not permitted.  
 This drawing shall not be reproduced in whole or in part without the written approval of the Architect.  
 This drawing must be read in the context of all the other drawings which constitute the document.

**PARKADE  
 2ND FLOOR PLAN**  
SCALE AS NOTED  
**PROPOSED MULTI-FAMILY  
 RESIDENTIAL DEVELOPMENT**  
 1971 & 1975 ST. LAURENT BLVD.  
 OTTAWA, ONTARIO  
 FOR: STARLIGHT DEVELOPMENTS

**PETROFF**  
 PETROFF PARTNERSHIP ARCHITECTS  
 260 TOWN CENTRE BLVD, SUITE 300  
 MARKHAM, ON L3R 8H8  
 PH: 905-470-7000 www.petroff.com

**ONTARIO ASSOCIATION  
 OF ARCHITECTS**  
 ANY NAMED  
 LICENCE  
 6768



1 PARKADE 3ND FLOOR PLAN  
 A203 SCALE: 1:200

NO.	REVISIONS	DATE	BY
3	ISSUED FOR SITE PLAN APPROVAL #2	MAR.21.2023	OH
2	ISSUED FOR SITE PLAN APPROVAL #1	FEB.09.2021	OH
1	ISSUED FOR CLIENT REVIEW	FEB.04.2021	OH

Contractor must check and verify all dimensions on the job and report any discrepancies to the Architect before proceeding with the work.  
 Do not scale the drawing.  
 This drawing contains copyright material belonging to the Architect.  
 This drawing was developed for a specific purpose; use for any other purpose is not permitted.  
 This drawing shall not be reproduced in whole or in part without the written approval of the Architect.  
 This drawing must be read in the context of all the other drawings which constitute the document.

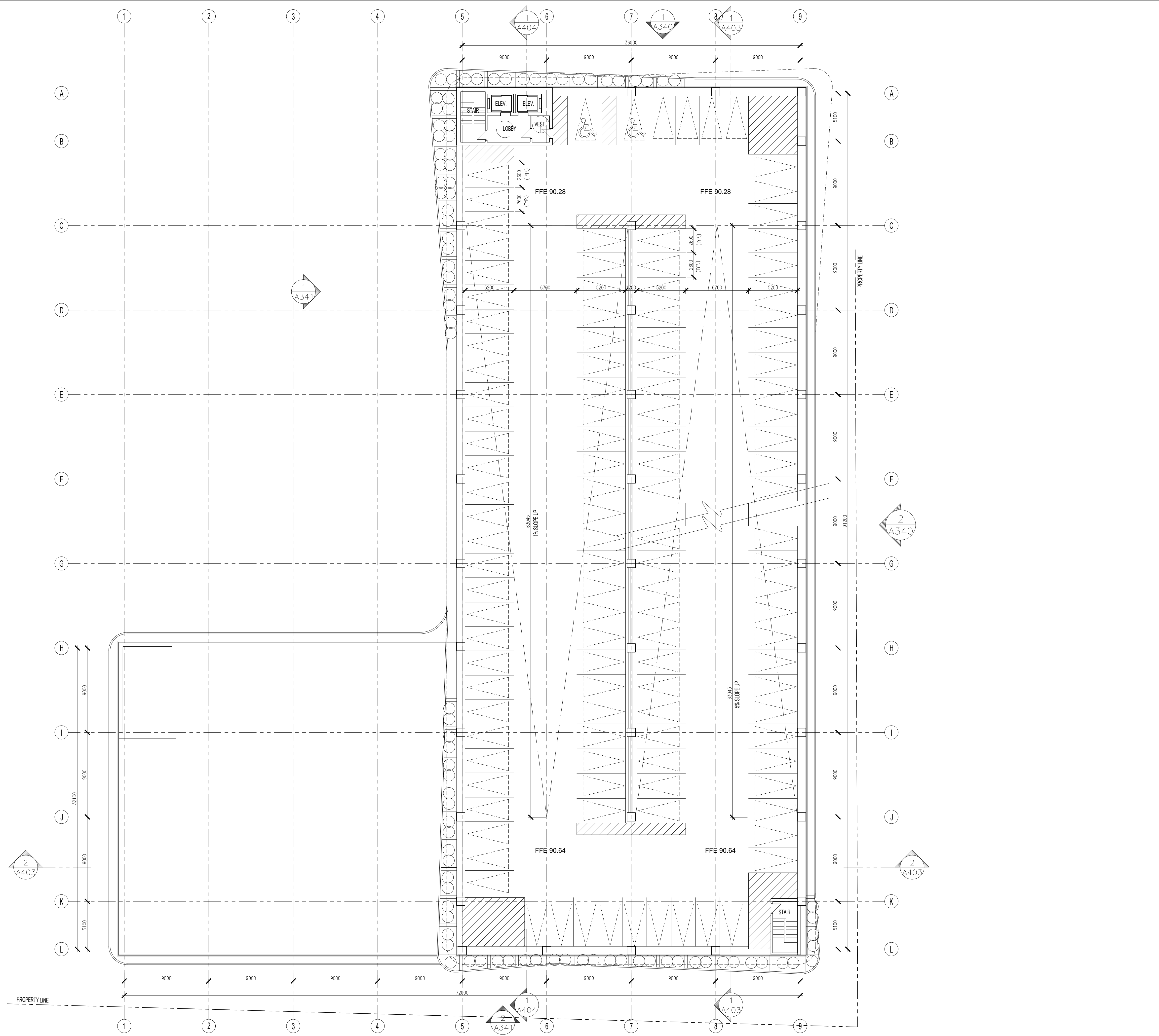
**PARKADE  
 3RD FLOOR PLAN**  
 SCALE: AS NOTED  
**PROPOSED MULTI-FAMILY  
 RESIDENTIAL DEVELOPMENT**  
 1971 & 1975 ST. LAURENT BLVD.  
 OTTAWA, ONTARIO  
 FOR: STARLIGHT DEVELOPMENTS

**PETROFF**  
 PETROFF PARTNERSHIP ARCHITECTS  
 260 TOWN CENTRE BLVD, SUITE 300  
 MARKHAM, ON L3R 8H8  
 PH: 905-470-7000 www.petroff.com

ONTARIO ASSOCIATION  
 OF ARCHITECTS  
 ANY NAMED  
 LICENCE  
 6768

DRAWN BY:	PETROFF	PROJECT NO:	21740
CHECKED BY:	PETROFF	DWG. NO.:	A203
DATE:			
ISSUED:			





1 PARKADE 4TH FLOOR PLAN  
 A204 SCALE: 1:200

NO.	REVISIONS	DATE	BY
3	ISSUED FOR SITE PLAN APPROVAL #2	MAR.21.2023	OH
2	ISSUED FOR SITE PLAN APPROVAL #1	FEB.09.2021	OH
1	ISSUED FOR CLIENT REVIEW	FEB.04.2021	OH

Contractor must check and verify all dimensions on the job and report any discrepancies to the Architect before proceeding with the work.  
 Do not scale the drawing.  
 This drawing contains copyright material belonging to the Architect.  
 This drawing was developed for a specific purpose; use for any other purpose is not permitted.  
 This drawing shall not be reproduced in whole or in part without the written approval of the Architect.  
 This drawing must be read in the context of all the other drawings which constitute the document.

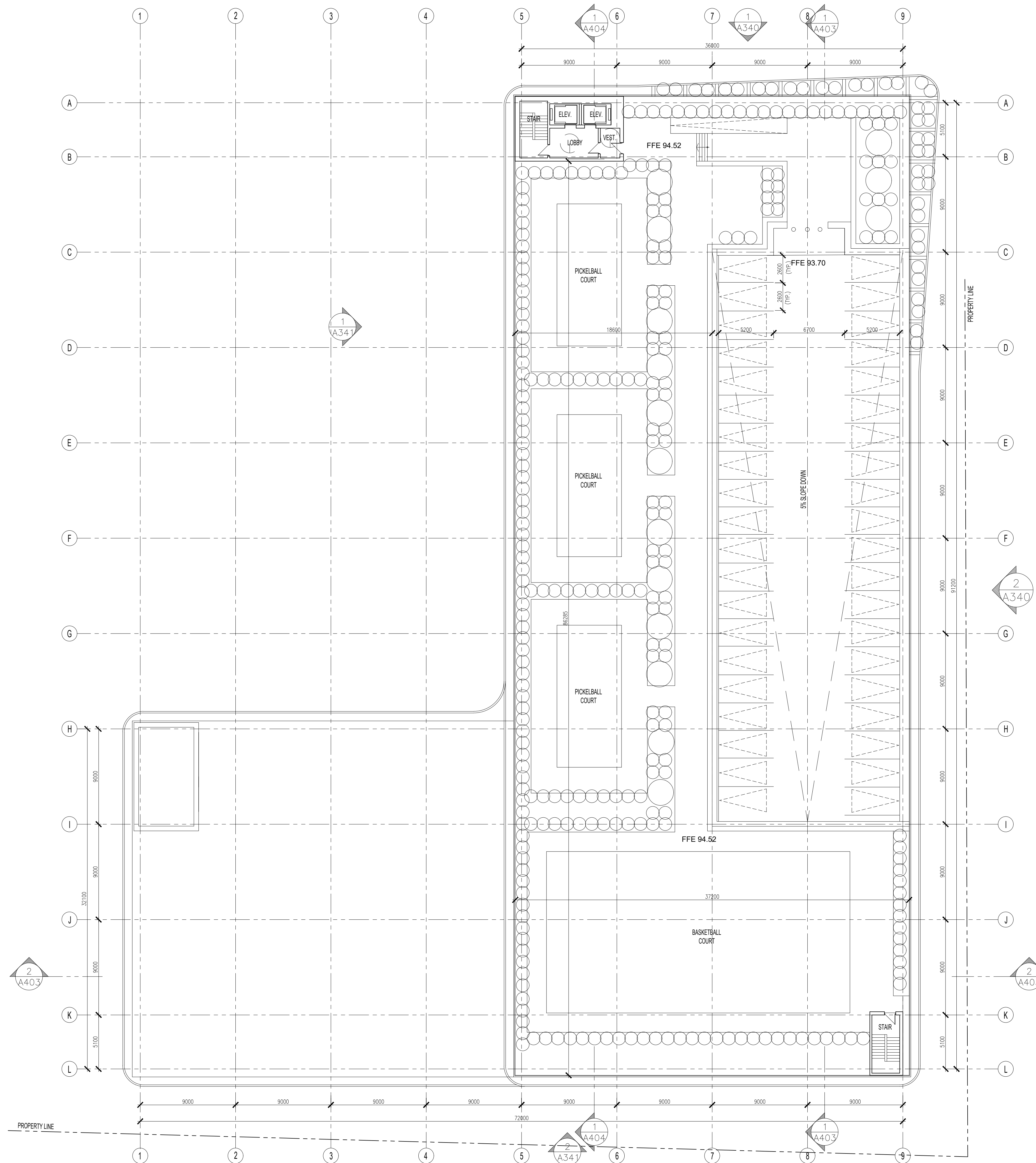
**PARKADE  
 4TH FLOOR PLANS**

PROPOSED MULTI-FAMILY  
 RESIDENTIAL DEVELOPMENT  
 1971 & 1975 ST. LAURENT BLVD.  
 OTTAWA, ONTARIO  
 FOR: STARLIGHT DEVELOPMENTS

**PETROFF**  
 PETROFF PARTNERSHIP ARCHITECTS  
 260 TOWN CENTRE BLVD, SUITE 300  
 MARKHAM, ON L3R 8H8  
 PH: 905-470-7000 www.petroff.com

ONTARIO ASSOCIATION  
 OF ARCHITECTS  
 ANY NAMED  
 LICENCE  
 6768

DRAWN BY:	PETROFF	PROJECT NO.	21740
CHECKED BY:	PETROFF	DWG. NO.	A204
DATE:			
ISSUED:			



1 PARKADE AMENITY LEVEL/ ROOF PLAN  
 A205 SCALE: 1:200

NO.	REVISIONS	DATE	BY
3	ISSUED FOR SITE PLAN APPROVAL #2	MAR.21.2023	OH
2	ISSUED FOR SITE PLAN APPROVAL #1	FEB.09.2021	OH
1	ISSUED FOR CLIENT REVIEW	FEB.04.2021	OH

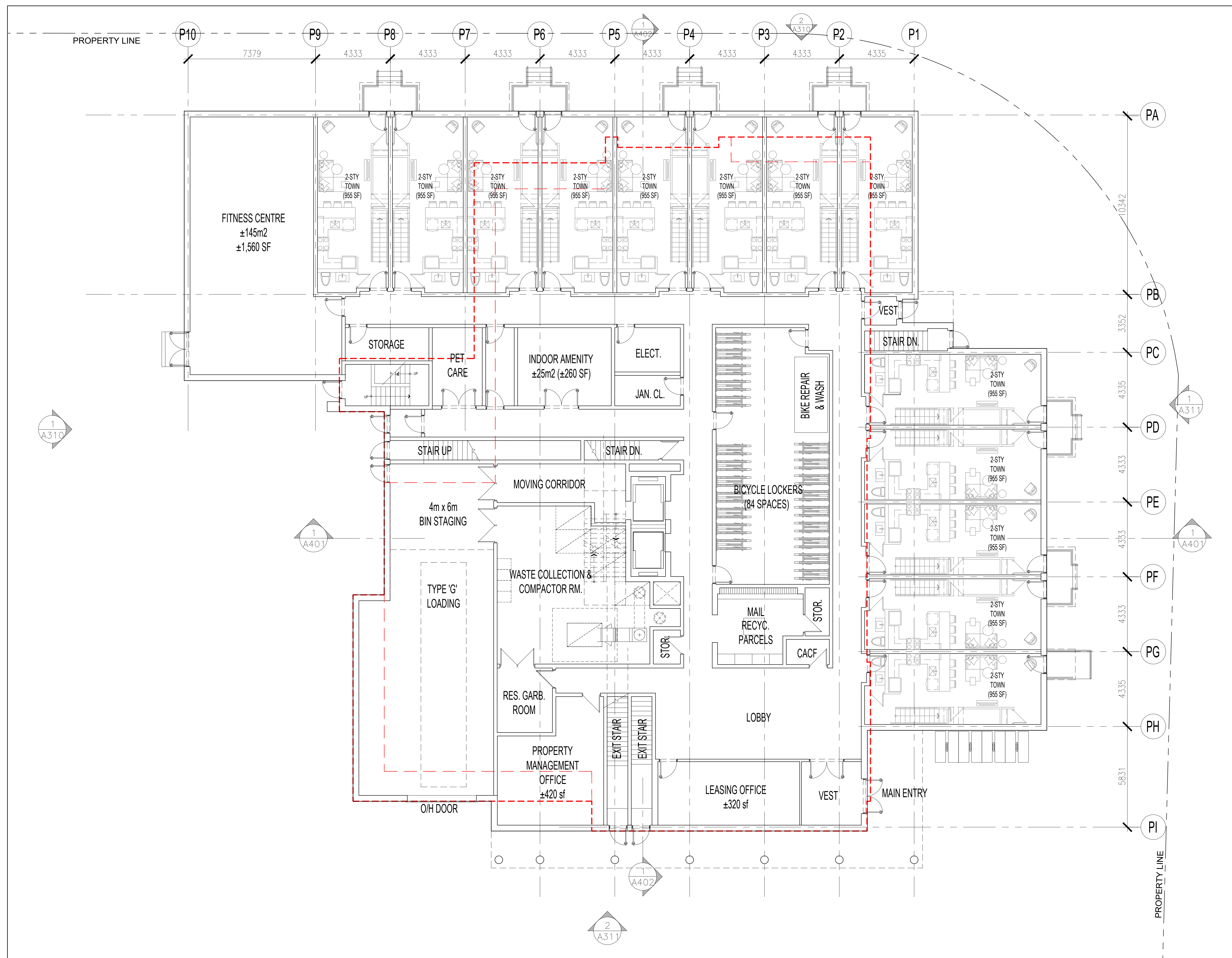
Contractor must check and verify all dimensions on the job and report any discrepancies to the Architect before proceeding with the work.  
 Do not scale the drawing.  
 This drawing contains copyright material belonging to the Architect.  
 This drawing was developed for a specific purpose; use for any other purpose is not permitted.  
 This drawing shall not be reproduced in whole or in part without the written approval of the Architect.  
 This drawing must be read in the context of all the other drawings which constitute the document.

**PARKADE  
 AMENITY LEVEL/ ROOF PLAN**  
 SCALE AS NOTED  
**PROPOSED MULTI-FAMILY  
 RESIDENTIAL DEVELOPMENT**  
 1971 & 1975 ST. LAURENT BLVD.  
 OTTAWA, ONTARIO  
 FOR: STARLIGHT DEVELOPMENTS

**PETROFF**  
 PETROFF PARTNERSHIP ARCHITECTS  
 260 TOWN CENTRE BLVD, SUITE 300  
 MARKHAM, ON L3R 8H8  
 PH: 905-470-7000 www.petroff.com



DRAWN BY:	PETROFF	PROJECT NO.	21740
CHECKED BY:	PETROFF	DWG. NO.	A205
DATE:			
ISSUED:			



NO.	REVISIONS	DATE	BY
3	ISSUED FOR SITE PLAN APPROVAL #2	MAR. 21, 2023	OH
2	ISSUED FOR SITE PLAN APPROVAL #1	FEB. 09, 2023	OH
1	ISSUED FOR CLIENT REVIEW	FEB. 04, 2021	OH

Contractor must check and verify all dimensions on the job and report any discrepancies to the Architect before proceeding with the work.  
 Do not scale the drawing.  
 This drawing contains copyright material belonging to the Architect.  
 This drawing was developed for a specific purpose; use for any other purpose is not permitted.  
 This drawing shall not be reproduced in whole or in part without the written approval of the Architect.  
 This drawing must be read in the context of all the other drawings which constitute the document.

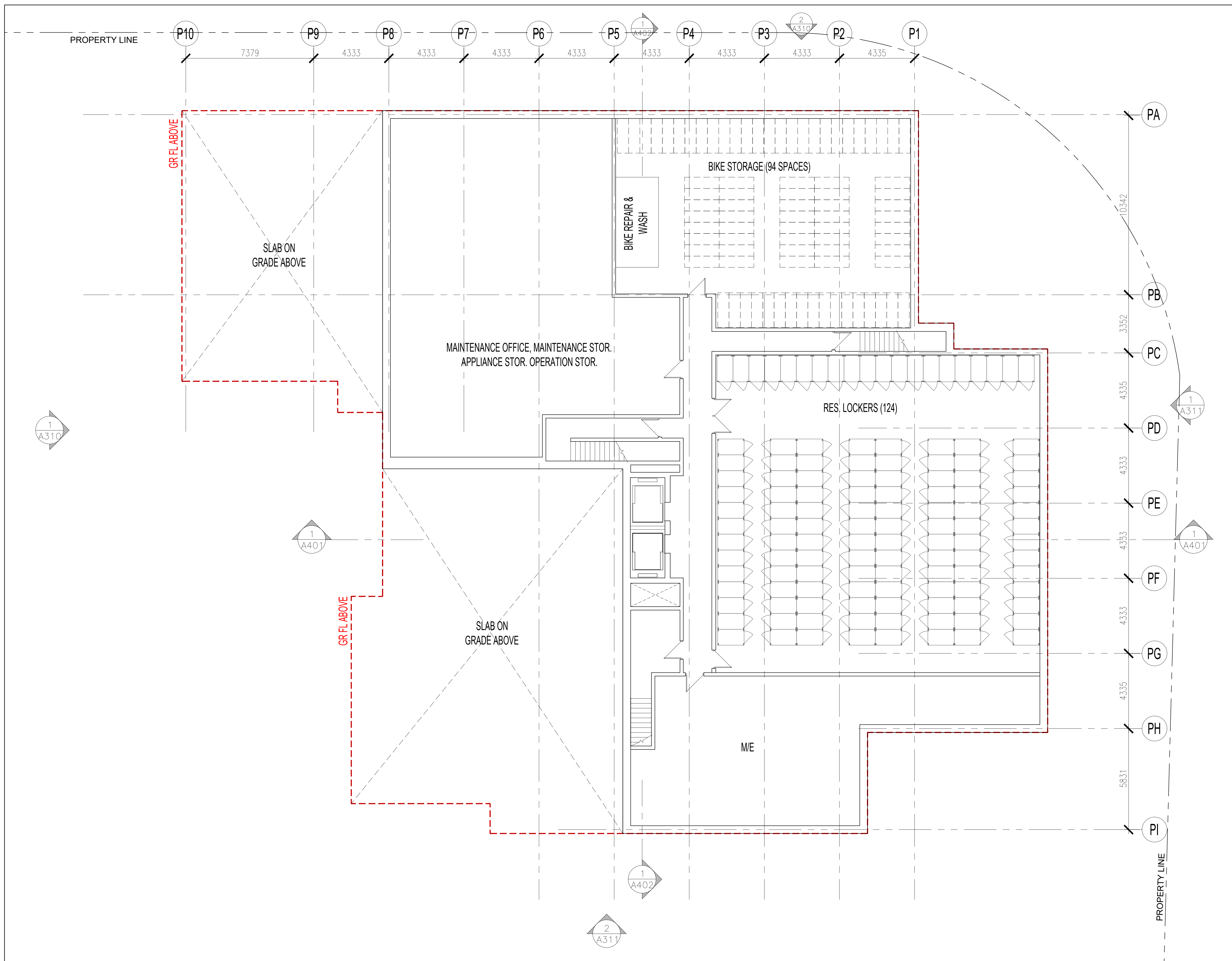
**BUILDING 'A'**  
**GROUND FLOOR PLAN**  
 SCALE AS NOTED  
**PROPOSED MULTI-FAMILY  
 RESIDENTIAL DEVELOPMENT**  
 1971 & 1975 ST. LAURENT BLVD.  
 OTTAWA, ONTARIO  
 FOR: STARLIGHT DEVELOPMENTS

**PETROFF**  
 PETROFF PARTNERSHIP ARCHITECTS  
 260 TOWN CENTRE BLVD, SUITE 300  
 MARKHAM, ON L3R 8H8  
 PH: 905-470-7000 www.petroff.com

ONTARIO ASSOCIATION  
 ARCHITECTS  
 ANY NAMED  
 LICENCE  
 6768

DRAWN BY:	PETROFF	PROJECT NO.	21740
CHECKED BY:	PETROFF	DWG. NO.	A211
DATE:			
ISSUED:			

1 BUILDING 'A' - GROUND FLOOR  
 A211 SCALE: 1:100



NO.	REVISIONS	DATE	BY
3	ISSUED FOR SITE PLAN APPROVAL #2	MAR. 21. 2023	OH
2	ISSUED FOR SITE PLAN APPROVAL #1	FEB. 09. 2023	OH
1	ISSUED FOR CLIENT REVIEW	FEB. 04. 2021	OH

**NO. REVISIONS**    **DATE**    **BY**

Contractor must check and verify all dimensions on the job and report any discrepancies to the Architect before proceeding with the work.  
 Do not scale the drawing.  
 This drawing contains copyright material belonging to the Architect.  
 This drawing was developed for a specific purpose; use for any other purpose is not permitted.  
 This drawing shall not be reproduced in whole or in part without the written approval of the Architect.  
 This drawing must be read in the context of all the other drawings which constitute the document.

**BUILDING 'A'**  
**BASEMENT FLOOR PLAN**

SCALE: AS NOTED

**PROPOSED MULTI-FAMILY  
 RESIDENTIAL DEVELOPMENT**  
 1971 & 1975 ST. LAURENT BLVD.  
 OTTAWA, ONTARIO  
 FOR: STARLIGHT DEVELOPMENTS

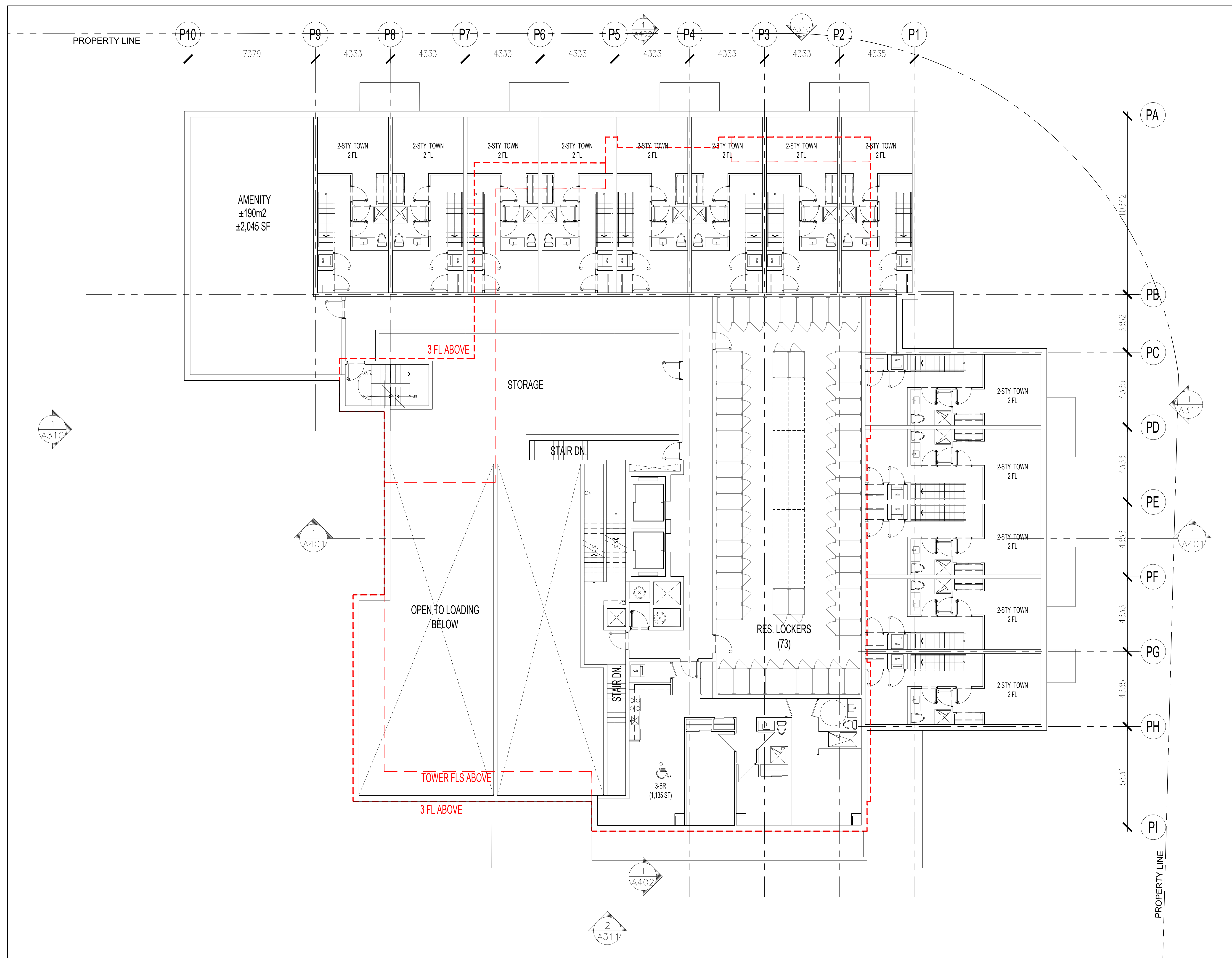
**PETROFF**  
 PETROFF PARTNERSHIP ARCHITECTS

260 TOWN CENTRE BLVD, SUITE 300  
 MARKHAM, ON L3R 8H8  
 PH: 905-470-7000 www.petroff.com

**ONTARIO ASSOCIATION  
 OF ARCHITECTS**  
 ARCHITECT  
 ALLY HANAMY  
 LICENCE 6768

1 **BUILDING 'A' - BASEMENT FLOOR**  
 A212 SCALE: 1:100

DRAWN BY:	PETROFF	PROJECT NO.	21740
CHECKED BY:	PETROFF	DWG. NO.	A212
DATE:			
ISSUED:			




NO.	REVISIONS	DATE	BY
3	ISSUED FOR SITE PLAN APPROVAL #2	MAR. 21. 2023	OH
2	ISSUED FOR SITE PLAN APPROVAL #1	FEB. 09. 2023	OH
1	ISSUED FOR CLIENT REVIEW	FEB. 04. 2021	OH

Contractor must check and verify all dimensions on the job and report any discrepancies to the Architect before proceeding with the work.  
 Do not scale the drawing.  
 This drawing contains copyright material belonging to the Architect.  
 This drawing was developed for a specific purpose; use for any other purpose is not permitted.  
 This drawing shall not be reproduced in whole or in part without the written approval of the Architect.  
 This drawing must be read in the context of all the other drawings which constitute the document.

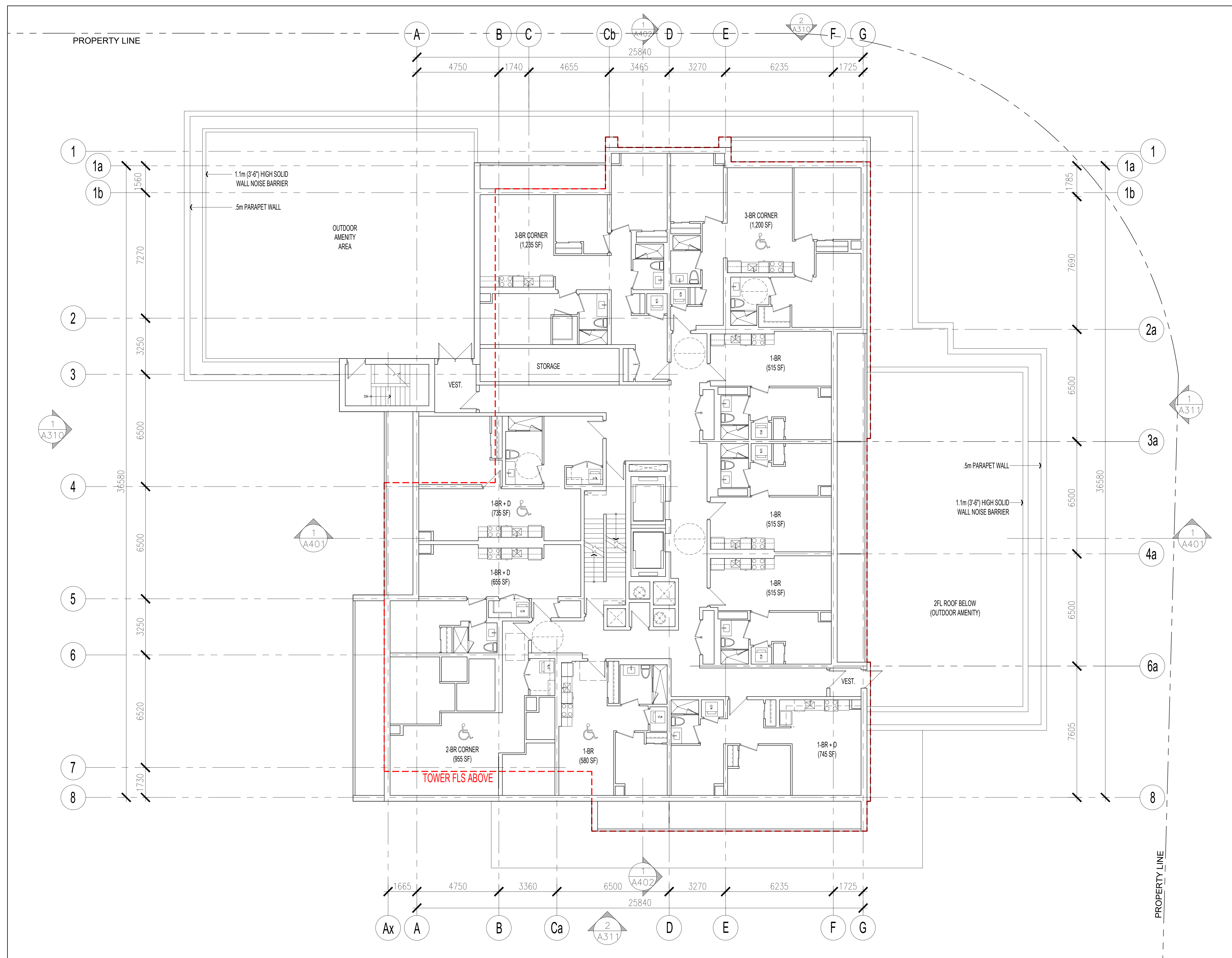
**BUILDING 'A'**  
**2ND FLOOR PLAN**  
SCALE AS NOTED  
**PROPOSED MULTI-FAMILY  
 RESIDENTIAL DEVELOPMENT**  
 1971 & 1975 ST. LAURENT BLVD.  
 OTTAWA, ONTARIO  
 FOR: STARLIGHT DEVELOPMENTS

**PETROFF**  
PETROFF PARTNERSHIP ARCHITECTS  
 260 TOWN CENTRE BLVD, SUITE 300  
 MARKHAM, ON L3R 8H8  
 PH: 905-470-7000 www.petroff.com



DRAWN BY:	PETROFF	PROJECT NO:	21740
CHECKED BY:	PETROFF	DWG. NO.:	A213
DATE:			
ISSUED:			

**1 BUILDING 'A' - 2ND FLOOR**  
 A213 SCALE: 1:100



NO.	REVISIONS	DATE	BY
3	ISSUED FOR SITE PLAN APPROVAL #2	MAR. 21. 2023	OH
2	ISSUED FOR SITE PLAN APPROVAL #1	FEB. 09. 2023	OH
1	ISSUED FOR CLIENT REVIEW	FEB. 04. 2021	OH

Contractor must check and verify all dimensions on the job and report any discrepancies to the Architect before proceeding with the work.  
 Do not scale the drawing.  
 This drawing contains copyright material belonging to the Architect.  
 This drawing was developed for a specific purpose; use for any other purpose is not permitted.  
 This drawing shall not be reproduced in whole or in part without the written approval of the Architect.  
 This drawing must be read in the context of all the other drawings which constitute the document.

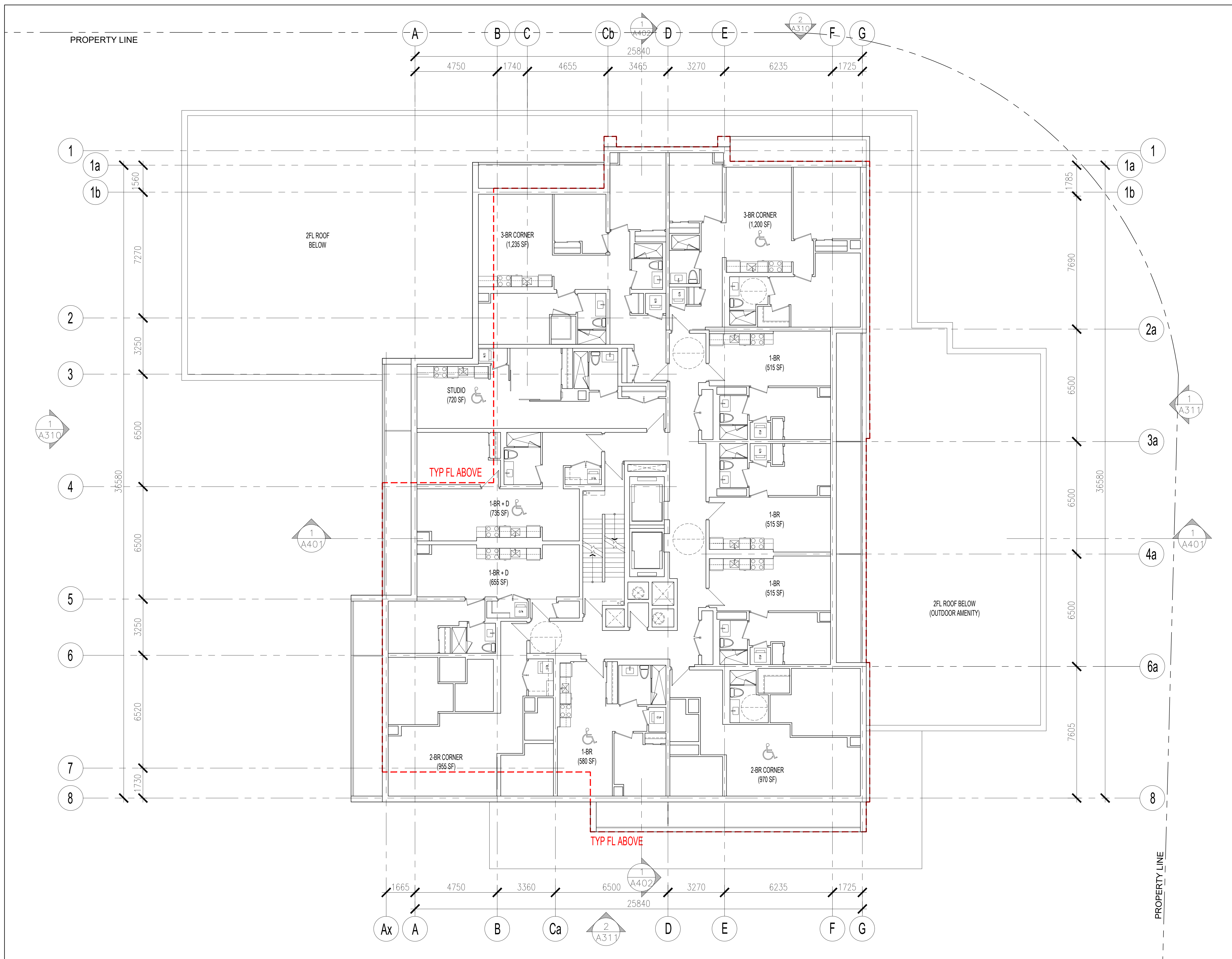
**BUILDING 'A'**  
**3RD FLOOR PLAN**  
 SCALE AS NOTED  
**PROPOSED MULTI-FAMILY  
 RESIDENTIAL DEVELOPMENT**  
 1971 & 1975 ST. LAURENT BLVD.  
 OTTAWA, ONTARIO  
 FOR: STARLIGHT DEVELOPMENTS

**PETROFF**  
 PETROFF PARTNERSHIP ARCHITECTS  
 260 TOWN CENTRE BLVD, SUITE 300  
 MARKHAM, ON L3R 8H8  
 PH: 905-470-7000 www.petroff.com

ONTARIO ASSOCIATION  
 OF ARCHITECTS  
 ARCHITECT  
 A17 HONORARY  
 LICENCE  
 6768

1 BUILDING 'A' - 3FL FLOOR  
 A214 SCALE: 1:100

DRAWN BY:	PETROFF	PROJECT NO.	21740
CHECKED BY:	PETROFF	DWG. NO.	A214
DATE:			
ISSUED:			



NO.	REVISIONS	DATE	BY
3	ISSUED FOR SITE PLAN APPROVAL #2	MAR. 21. 2023	OH
2	ISSUED FOR SITE PLAN APPROVAL #1	FEB. 09. 2023	OH
1	ISSUED FOR CLIENT REVIEW	FEB. 04. 2021	OH

Contractor must check and verify all dimensions on the job and report any discrepancies to the Architect before proceeding with the work.  
 Do not scale the drawing.  
 This drawing contains copyright material belonging to the Architect.  
 This drawing was developed for a specific purpose; use for any other purpose is not permitted.  
 This drawing shall not be reproduced in whole or in part without the written approval of the Architect.  
 This drawing must be read in the context of all the other drawings which constitute the document.

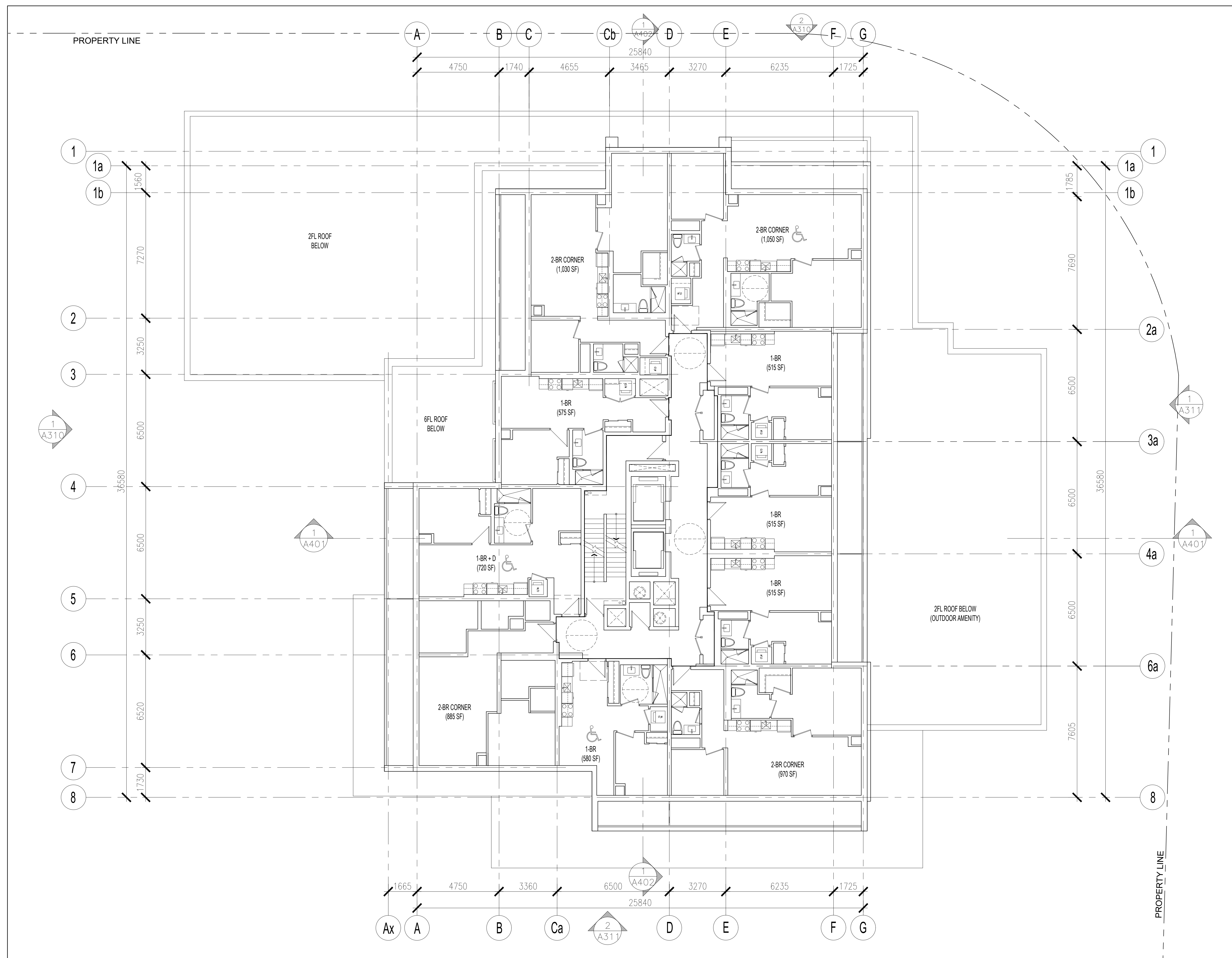
**BUILDING 'A'**  
**4TH TO 6TH FLOOR PLAN**  
 SCALE AS NOTED  
**PROPOSED MULTI-FAMILY  
 RESIDENTIAL DEVELOPMENT**  
 1971 & 1975 ST. LAURENT BLVD.  
 OTTAWA, ONTARIO  
 FOR: STARLIGHT DEVELOPMENTS

**PETROFF**  
 PETROFF PARTNERSHIP ARCHITECTS  
 260 TOWN CENTRE BLVD, SUITE 300  
 MARKHAM, ON L3R 8H8  
 PH: 905-470-7000 www.petroff.com

ONTARIO ASSOCIATION  
 OF ARCHITECTS  
 ALLY NANNY  
 LICENCE  
 6768

1 BUILDING 'A' - 4TH TO 6TH FL PLAN  
 A215 SCALE: 1:100

DRAWN BY:	PETROFF	PROJECT NO.	21740
CHECKED BY:	PETROFF	DWG. NO.	A215
DATE:			
ISSUED:			



NO.	REVISIONS	DATE	BY
3	ISSUED FOR SITE PLAN APPROVAL #2	MAR. 21. 2023	OH
2	ISSUED FOR SITE PLAN APPROVAL #1	FEB. 09. 2023	OH
1	ISSUED FOR CLIENT REVIEW	FEB. 04. 2021	OH

Contractor must check and verify all dimensions on the job and report any discrepancies to the Architect before proceeding with the work.  
 Do not scale the drawing.  
 This drawing contains copyright material belonging to the Architect.  
 This drawing was developed for a specific purpose; use for any other purpose is not permitted.  
 This drawing shall not be reproduced in whole or in part without the written approval of the Architect.  
 This drawing must be read in the context of all the other drawings which constitute the document.

**BUILDING 'A'**  
**7TH TO 17TH FLOOR PLAN**  
 SCALE: AS NOTED  
**PROPOSED MULTI-FAMILY  
 RESIDENTIAL DEVELOPMENT**  
 1971 & 1975 ST. LAURENT BLVD.  
 OTTAWA, ONTARIO  
 FOR: STARLIGHT DEVELOPMENTS

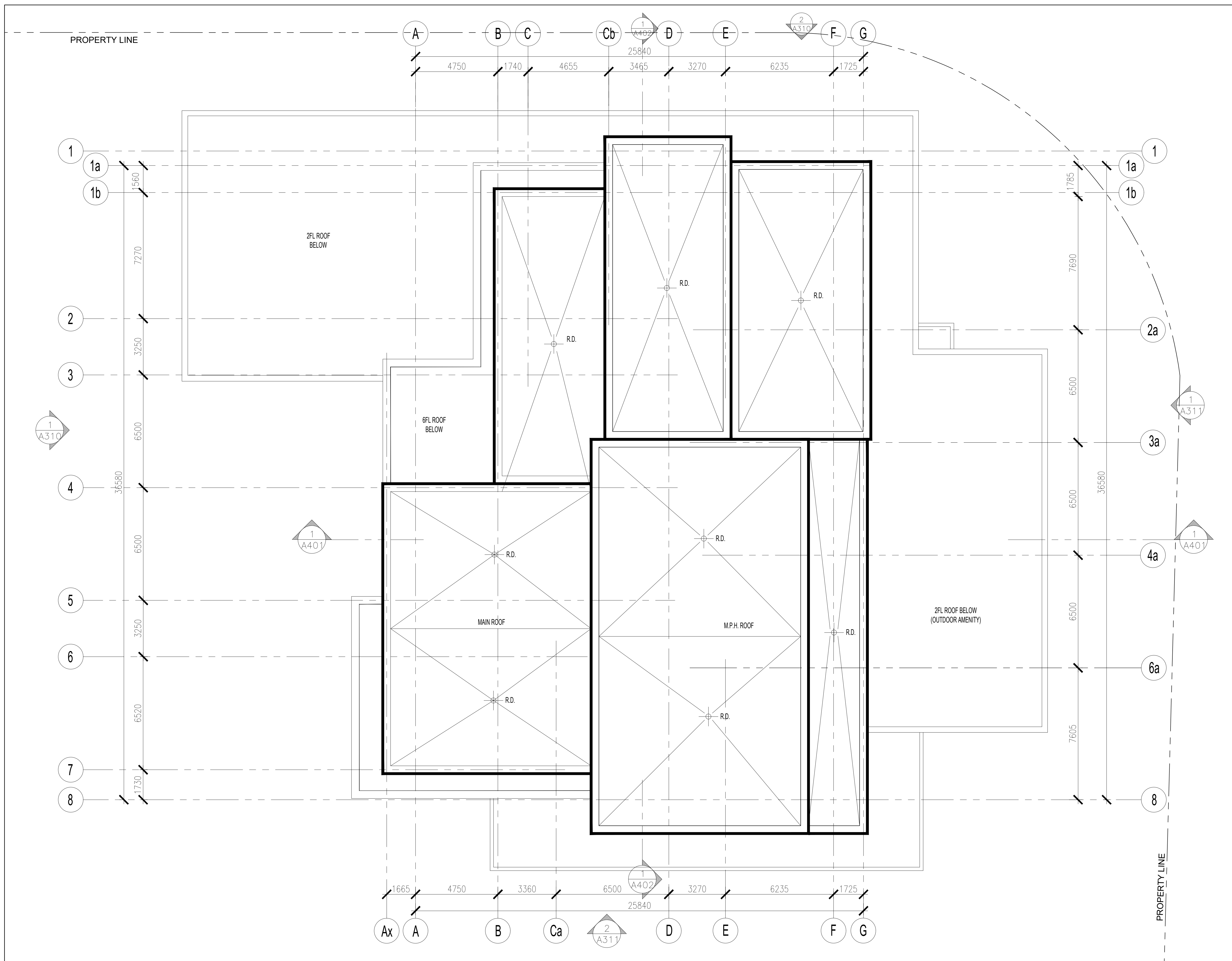
**PETROFF**  
 PETROFF PARTNERSHIP ARCHITECTS  
 260 TOWN CENTRE BLVD, SUITE 300  
 MARKHAM, ON L3R 8H8  
 PH: 905-470-7000 www.petroff.com

ONTARIO ASSOCIATION  
 ARCHITECTS  
 ALLY HANAMY  
 LICENCE  
 6768

1 BUILDING 'A' - 7TH TO 17TH FL PLAN  
 A216 SCALE: 1:100

DRAWN BY:	PETROFF	PROJECT NO.	21740
CHECKED BY:	PETROFF	DWG. NO.	A216
DATE:			
ISSUED:			






NO.	REVISIONS	DATE	BY
3	ISSUED FOR SITE PLAN APPROVAL #2	MAR. 21. 2023	OH
2	ISSUED FOR SITE PLAN APPROVAL #1	FEB. 09. 2021	OH
1	ISSUED FOR CLIENT REVIEW	FEB. 04. 2021	OH

Contractor must check and verify all dimensions on the job and report any discrepancies to the Architect before proceeding with the work.  
 Do not scale the drawing.  
 This drawing contains copyright material belonging to the Architect.  
 This drawing was developed for a specific purpose; use for any other purpose is not permitted.  
 This drawing shall not be reproduced in whole or in part without the written approval of the Architect.  
 This drawing must be read in the context of all the other drawings which constitute the document.

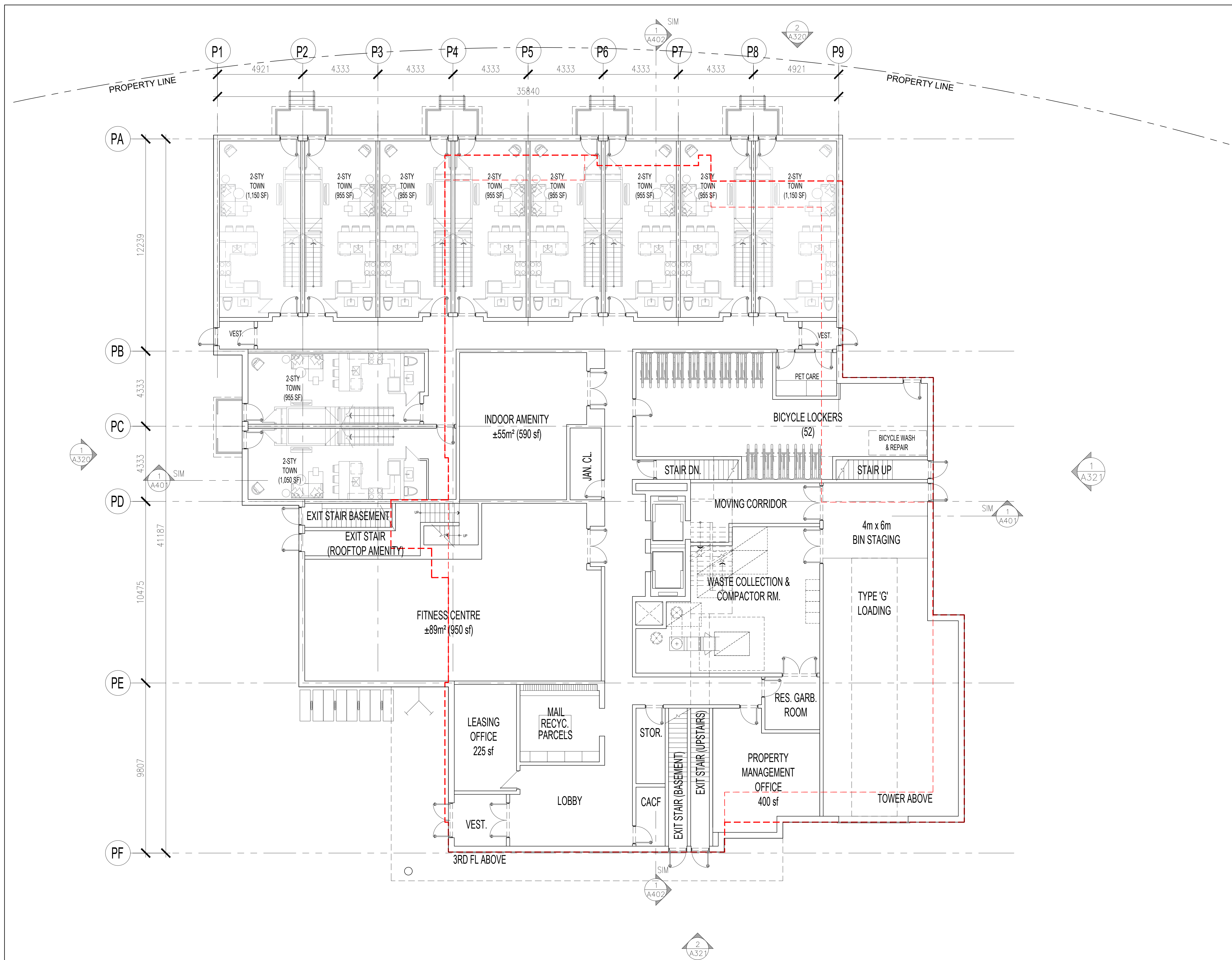
**BUILDING 'A'**  
**ROOF PLAN**  
SCALE: AS NOTED  
**PROPOSED MULTI-FAMILY  
 RESIDENTIAL DEVELOPMENT**  
 1971 & 1975 ST. LAURENT BLVD.  
 OTTAWA, ONTARIO  
 FOR: STARLIGHT DEVELOPMENTS

**PETROFF**  
PETROFF PARTNERSHIP ARCHITECTS  
 260 TOWN CENTRE BLVD, SUITE 300  
 MARKHAM, ON L3R 8H8  
 PH: 905-470-7000 www.petroff.com



1 BUILDING 'A' - ROOF PLAN  
 A217 SCALE: 1:100

DRAWN BY:	PETROFF	PROJECT NO:	21740
CHECKED BY:	PETROFF	DWG. NO.:	A217
DATE:			
ISSUED:			



NO.	REVISIONS	DATE	BY
3	ISSUED FOR SITE PLAN APPROVAL #2	MAR. 21, 2023	OH
2	ISSUED FOR SITE PLAN APPROVAL #1	FEB. 09, 2021	OH
1	ISSUED FOR CLIENT REVIEW	FEB. 04, 2021	OH

Contractor must check and verify all dimensions on the job and report any discrepancies to the Architect before proceeding with the work.  
 Do not scale the drawing.  
 This drawing contains copyright material belonging to the Architect.  
 This drawing was developed for a specific purpose; use for any other purpose is not permitted.  
 This drawing shall not be reproduced in whole or in part without the written approval of the Architect.  
 This drawing must be read in the context of all the other drawings which constitute the document.

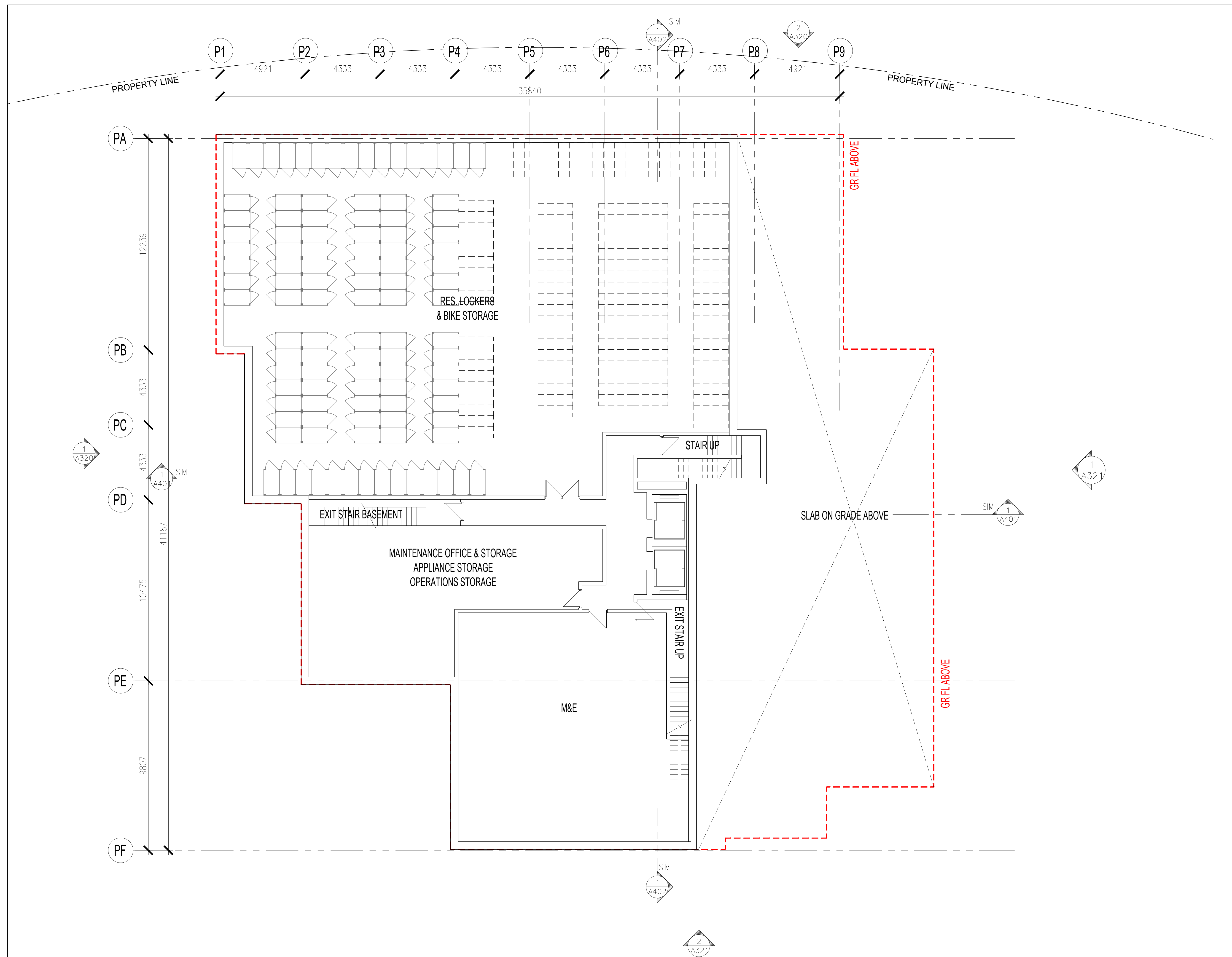
**BUILDING 'B'**  
**GROUND FLOOR PLAN**  
 SCALE AS NOTED  
**PROPOSED MULTI-FAMILY  
 RESIDENTIAL DEVELOPMENT**  
 1971 & 1975 ST. LAURENT BLVD.  
 OTTAWA, ONTARIO  
 FOR: STARLIGHT DEVELOPMENTS

**PETROFF**  
 PETROFF PARTNERSHIP ARCHITECTS  
 260 TOWN CENTRE BLVD, SUITE 300  
 MARKHAM, ON L3R 8H8  
 PH: 905-470-7000 www.petroff.com

**ONTARIO ASSOCIATION  
 OF ARCHITECTS**  
 ANY NAME  
 LICENCE  
 6768

1 BUILDING 'B' - GROUND FLOOR  
 A221 SCALE: 1:100

DRAWN BY:	PETROFF	PROJECT NO.	21740
CHECKED BY:	PETROFF	DWG. NO.	A221
DATE:			
ISSUED:			



NO.	REVISIONS	DATE	BY
3	ISSUED FOR SITE PLAN APPROVAL #2	MAR. 21. 2023	OH
2	ISSUED FOR SITE PLAN APPROVAL #1	FEB. 09. 2023	OH
1	ISSUED FOR CLIENT REVIEW	FEB. 04. 2021	OH

Contractor must check and verify all dimensions on the job and report any discrepancies to the Architect before proceeding with the work.  
 Do not scale the drawing.  
 This drawing contains copyright material belonging to the Architect.  
 This drawing was developed for a specific purpose; use for any other purpose is not permitted.  
 This drawing shall not be reproduced in whole or in part without the written approval of the Architect.  
 This drawing must be read in the context of all the other drawings which constitute the document.

**BUILDING 'B'  
 BASEMENT FLOOR PLAN**

SCALE: AS NOTED

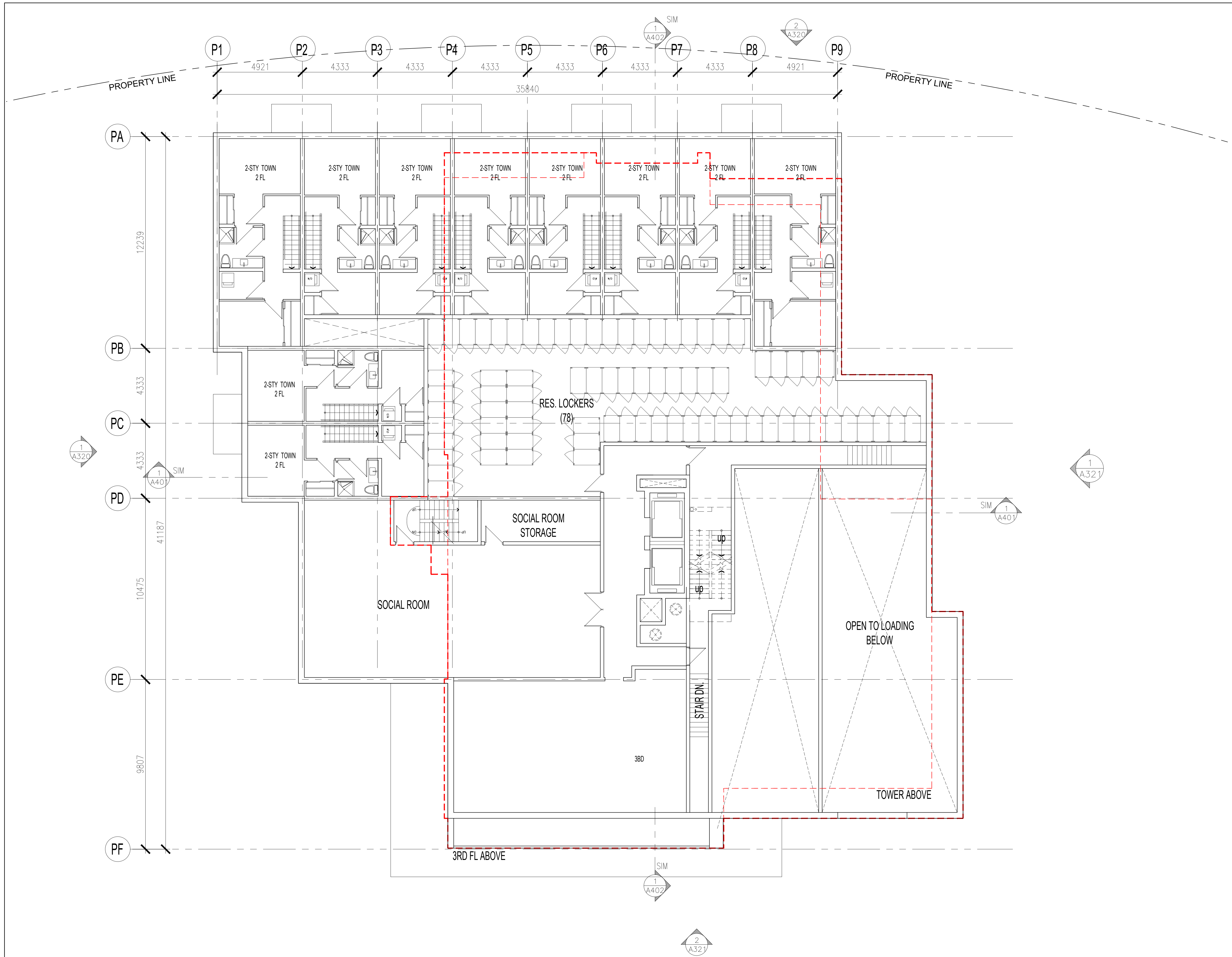
**PROPOSED MULTI-FAMILY  
 RESIDENTIAL DEVELOPMENT**  
 1971 & 1975 ST. LAURENT BLVD.  
 OTTAWA, ONTARIO  
 FOR: STARLIGHT DEVELOPMENTS

**PETROFF**  
 PETROFF PARTNERSHIP ARCHITECTS

260 TOWN CENTRE BLVD, SUITE 300  
 MARKHAM, ON L3R 8H8  
 PH: 905-470-7000 www.petroff.com

ONTARIO ASSOCIATION  
 OF ARCHITECTS  
 ARCHITECT  
 ANY NAMED  
 LICENCE  
 6768

DRAWN BY:	PETROFF	PROJECT NO:	21740
CHECKED BY:	PETROFF	DWG. NO.:	A222
DATE:			
ISSUED:			



NO.	REVISIONS	DATE	BY
3	ISSUED FOR SITE PLAN APPROVAL #2	MAR. 21. 2023	OH
2	ISSUED FOR SITE PLAN APPROVAL #1	FEB. 09. 2021	OH
1	ISSUED FOR CLIENT REVIEW	FEB. 04. 2021	OH

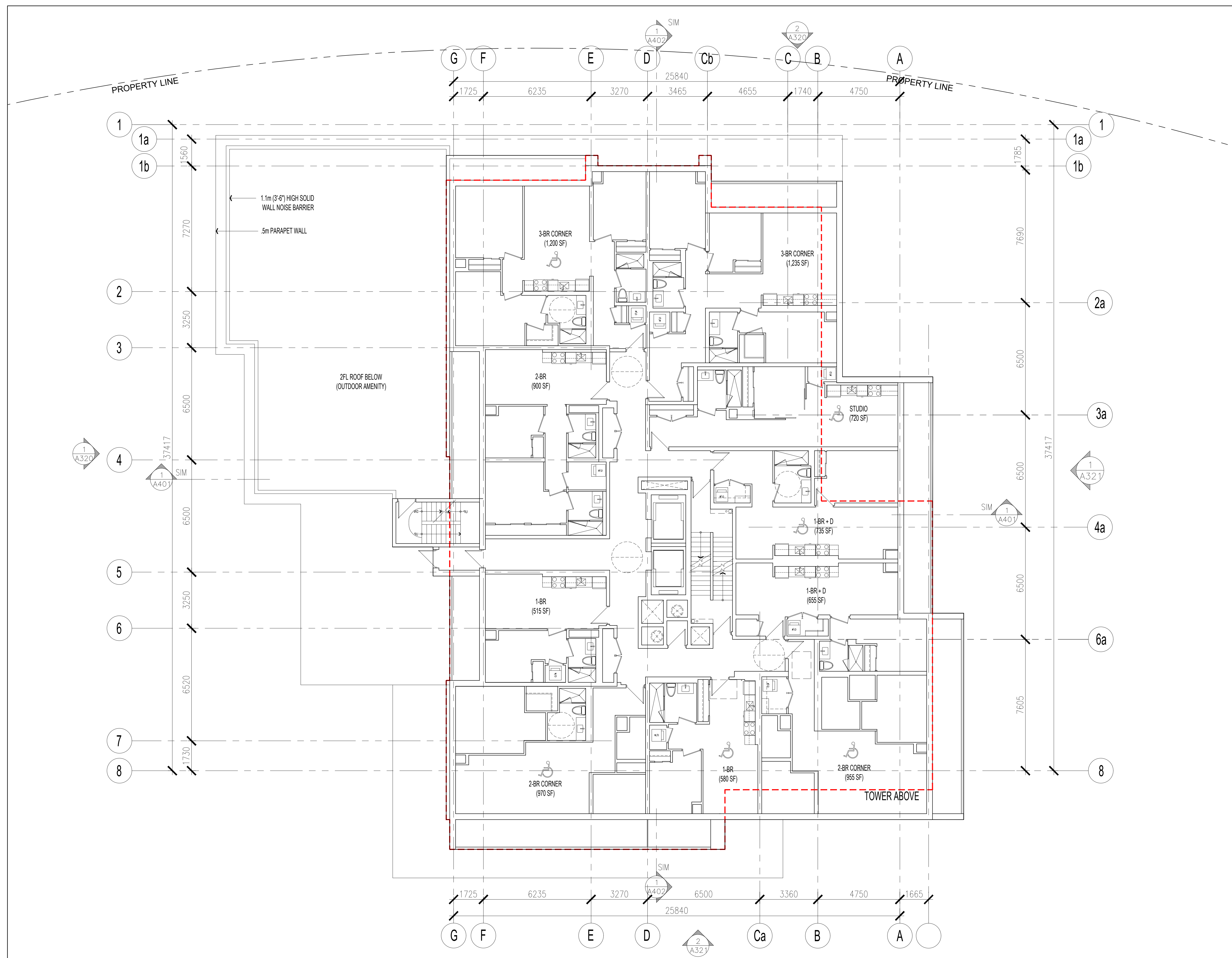
Contractor must check and verify all dimensions on the job and report any discrepancies to the Architect before proceeding with the work.  
 Do not scale the drawing.  
 This drawing contains copyright material belonging to the Architect.  
 This drawing was developed for a specific purpose; use for any other purpose is not permitted.  
 This drawing shall not be reproduced in whole or in part without the written approval of the Architect.  
 This drawing must be read in the context of all the other drawings which constitute the document.

**BUILDING 'B'**  
**2ND FLOOR PLAN**  
 SCALE: AS NOTED  
**PROPOSED MULTI-FAMILY  
 RESIDENTIAL DEVELOPMENT**  
 1971 & 1975 ST. LAURENT BLVD.  
 OTTAWA, ONTARIO  
 FOR: STARLIGHT DEVELOPMENTS

**PETROFF**  
 PETROFF PARTNERSHIP ARCHITECTS  
 260 TOWN CENTRE BLVD, SUITE 300  
 MARKHAM, ON L3R 8H8  
 PH: 905-470-7000 www.petroff.com

ONTARIO ASSOCIATION  
 OF ARCHITECTS  
 ARCHITECT  
 ANY NAMED  
 LICENCE  
 6768

DRAWN BY:	PETROFF	PROJECT NO.	21740
CHECKED BY:	PETROFF	DWG. NO.	A223
DATE:			
ISSUED:			



NO.	REVISIONS	DATE	BY
3	ISSUED FOR SITE PLAN APPROVAL #2	MAR. 21. 2023	OH
2	ISSUED FOR SITE PLAN APPROVAL #1	FEB. 09. 2023	OH
1	ISSUED FOR CLIENT REVIEW	FEB. 04. 2021	OH

Contractor must check and verify all dimensions on the job and report any discrepancies to the Architect before proceeding with the work.  
 Do not scale the drawing.  
 This drawing contains copyright material belonging to the Architect.  
 This drawing was developed for a specific purpose; use for any other purpose is not permitted.  
 This drawing shall not be reproduced in whole or in part without the written approval of the Architect.  
 This drawing must be read in the context of all the other drawings which constitute the document.

**BUILDING 'B'  
 3RD FLOOR PLAN**

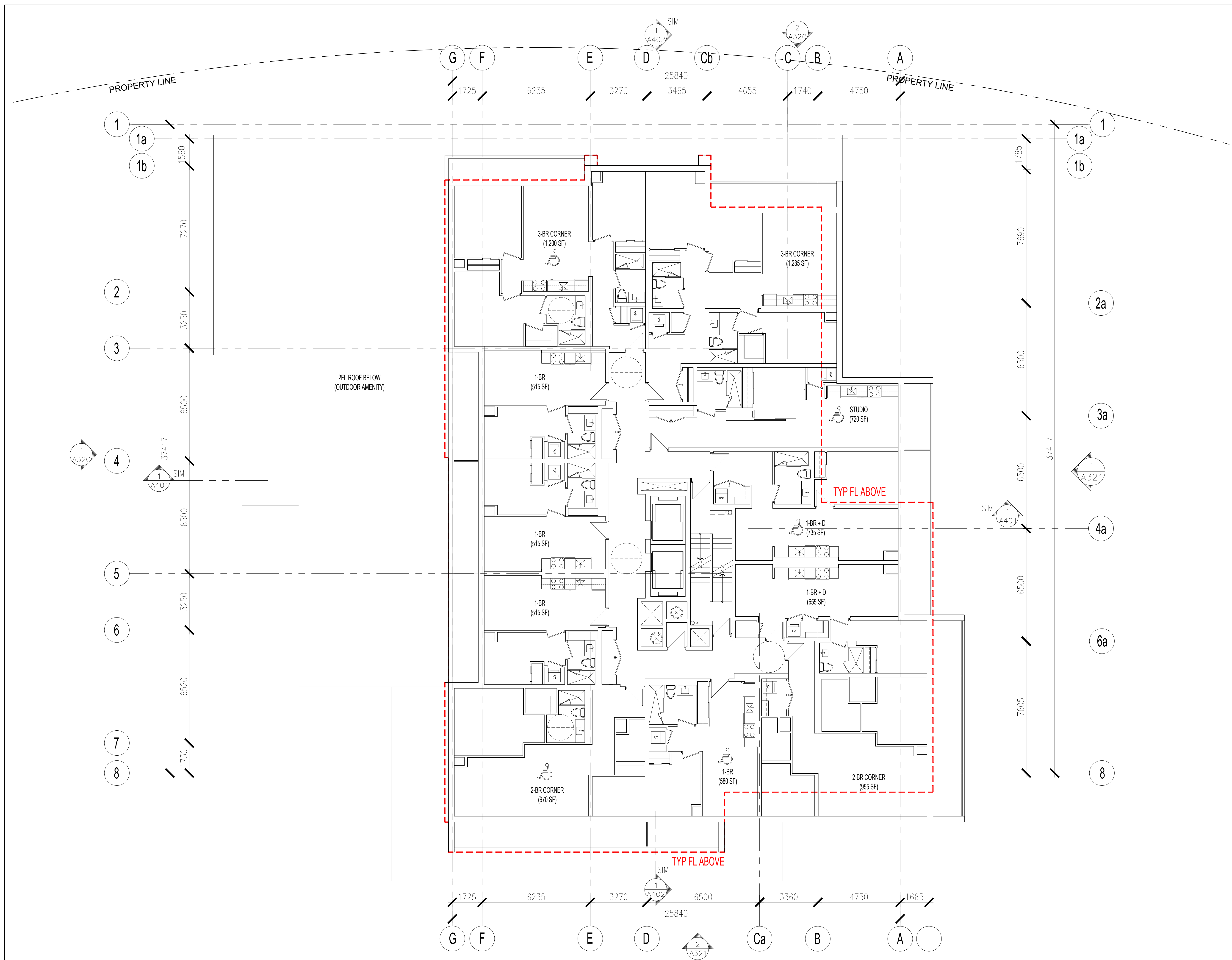
SCALE: AS NOTED  
**PROPOSED MULTI-FAMILY  
 RESIDENTIAL DEVELOPMENT**  
 1971 & 1975 ST. LAURENT BLVD.  
 OTTAWA, ONTARIO  
 FOR: STARLIGHT DEVELOPMENTS

**PETROFF**  
 ARCHITECTS  
 PETROFF PARTNERSHIP ARCHITECTS  
 260 TOWN CENTRE BLVD, SUITE 300  
 MARKHAM, ON L3R 8H8  
 PH: 905-470-7000 www.petroff.com

ONTARIO ASSOCIATION  
 OF ARCHITECTS  
 ARCHITECT  
 ALY HANADY  
 LICENCE  
 6768

**1 BUILDING 'B' - 3RD TO 6TH FL PLAN**  
 A224 SCALE: 1:100

DRAWN BY:	PETROFF	PROJECT NO.	21740
CHECKED BY:	PETROFF	DWG. NO.	A224
DATE:			
ISSUED:			



NO.	REVISIONS	DATE	BY
3	ISSUED FOR SITE PLAN APPROVAL #2	MAR.21.2023	OH
2	ISSUED FOR SITE PLAN APPROVAL #1	FEB.09.2021	OH
1	ISSUED FOR CLIENT REVIEW	FEB.04.2021	OH

Contractor must check and verify all dimensions on the job and report any discrepancies to the Architect before proceeding with the work.  
 Do not scale the drawing.  
 This drawing contains copyright material belonging to the Architect.  
 This drawing was developed for a specific purpose; use for any other purpose is not permitted.  
 This drawing shall not be reproduced in whole or in part without the written approval of the Architect.  
 This drawing must be read in the context of all the other drawings which constitute the document.

**BUILDING 'B'**  
**4TH TO 6TH FLOOR PLAN**

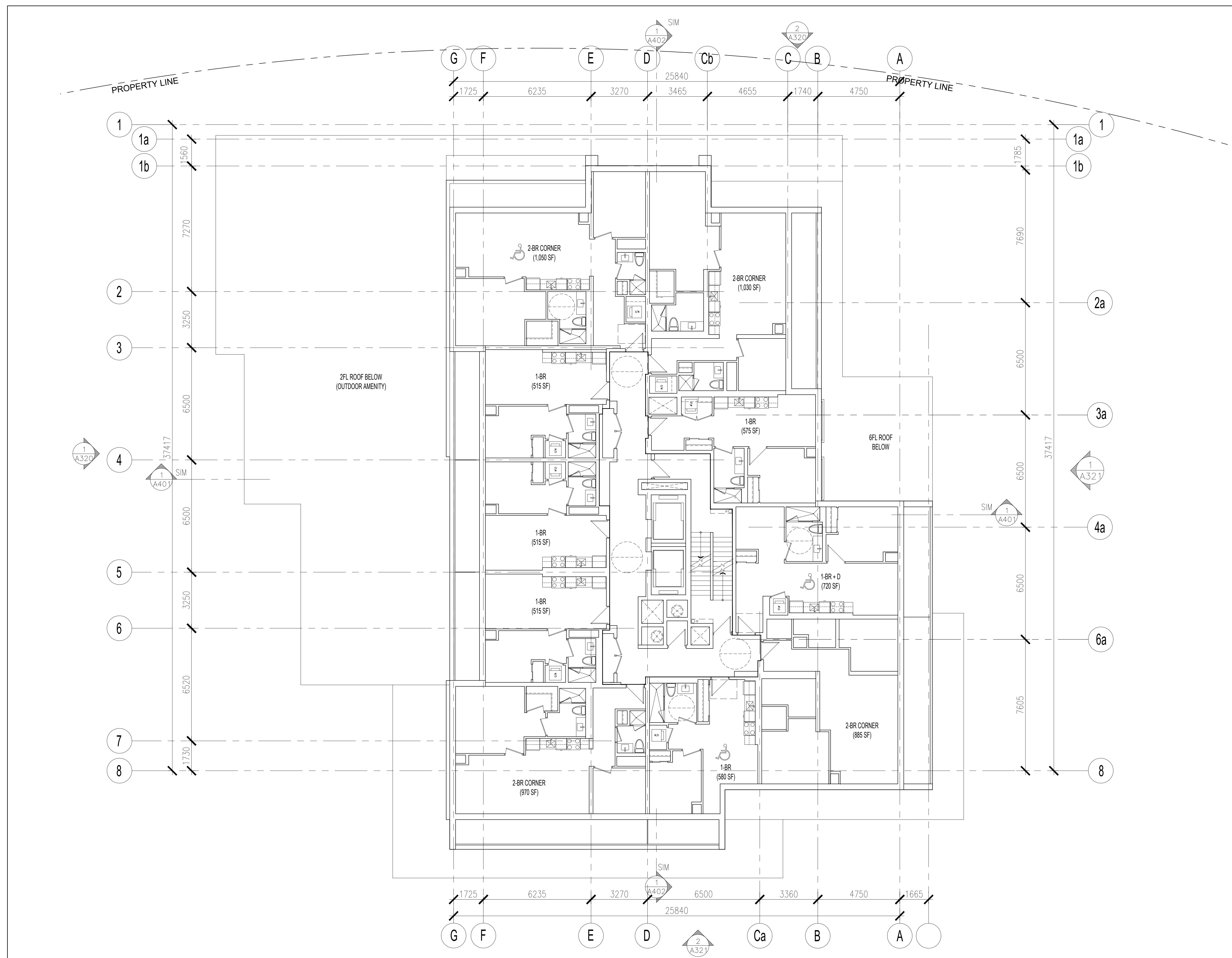
SCALE AS NOTED  
**PROPOSED MULTI-FAMILY  
 RESIDENTIAL DEVELOPMENT**  
 1971 & 1975 ST. LAURENT BLVD.  
 OTTAWA, ONTARIO  
 FOR: STARLIGHT DEVELOPMENTS

**PETROFF**  
 ARCHITECTS  
 PETROFF PARTNERSHIP ARCHITECTS  
 260 TOWN CENTRE BLVD, SUITE 300  
 MARKHAM, ON L3R 8H8  
 PH: 905-470-7000 www.petroff.com

ONTARIO ASSOCIATION  
 OF ARCHITECTS  
 ARCHITECT  
 ANY NAMED  
 LICENCE  
 6768

**1 BUILDING 'B' - 3RD TO 6TH FL PLAN**  
 SCALE: 1:100

DRAWN BY:	PETROFF	PROJECT NO:	21740
CHECKED BY:	PETROFF	DWG. NO.:	A225
DATE:			
ISSUED:			



NO.	REVISIONS	DATE	BY
3	ISSUED FOR SITE PLAN APPROVAL #2	MAR. 21. 2023	OH
2	ISSUED FOR SITE PLAN APPROVAL #1	FEB. 09. 2021	OH
1	ISSUED FOR CLIENT REVIEW	FEB. 04. 2021	OH

Contractor must check and verify all dimensions on the job and report any discrepancies to the Architect before proceeding with the work.  
 Do not scale the drawing.  
 This drawing contains copyright material belonging to the Architect.  
 This drawing was developed for a specific purpose; use for any other purpose is not permitted.  
 This drawing shall not be reproduced in whole or in part without the written approval of the Architect.  
 This drawing must be read in the context of all the other drawings which constitute the document.

**BUILDING 'B'**  
 7TH TO 17TH FLOOR PLAN

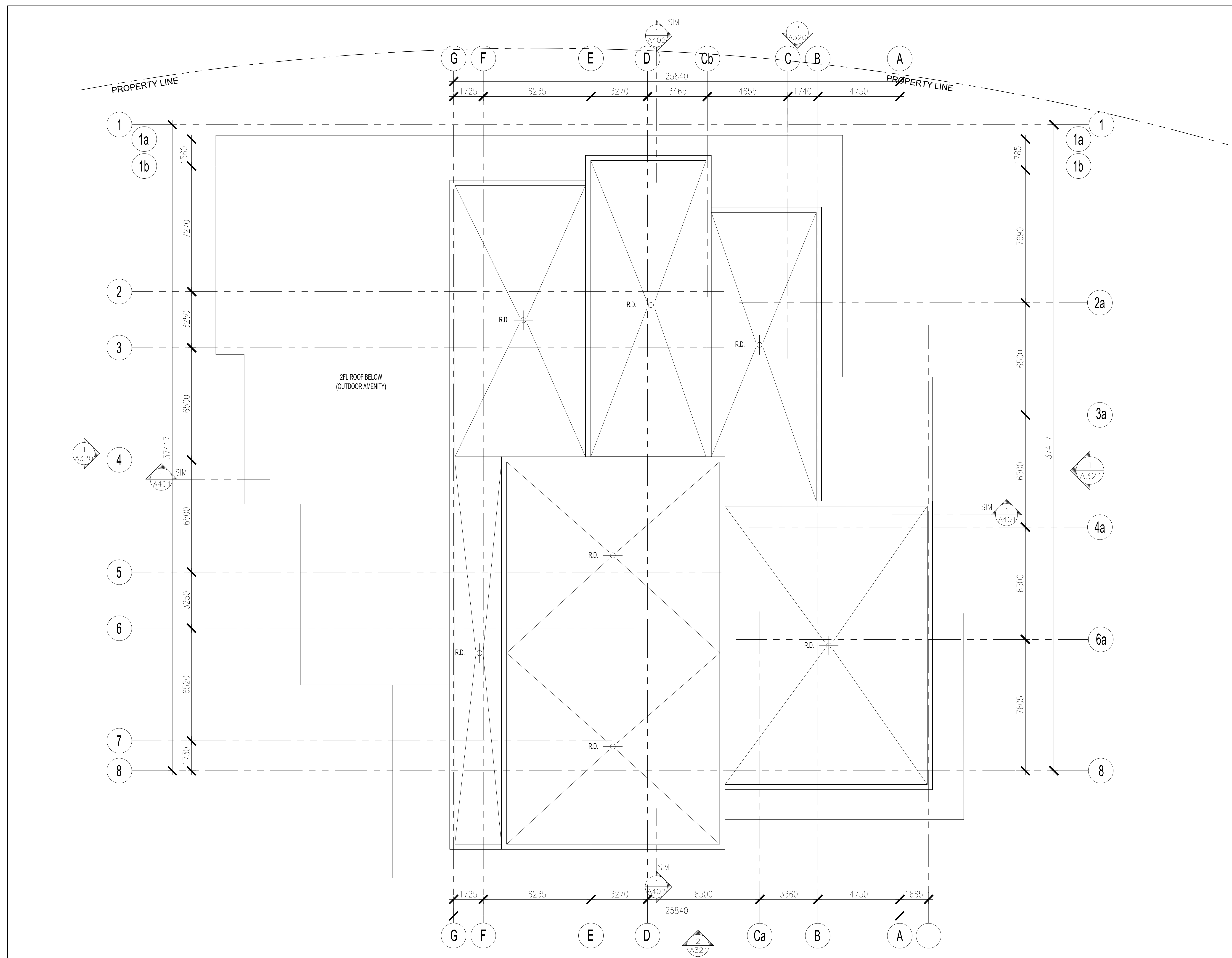
SCALE: AS NOTED  
**PROPOSED MULTI-FAMILY  
 RESIDENTIAL DEVELOPMENT**  
 1971 & 1975 ST. LAURENT BLVD.  
 OTTAWA, ONTARIO  
 FOR: STARLIGHT DEVELOPMENTS

**PETROFF**  
 ARCHITECTS  
 PETROFF PARTNERSHIP ARCHITECTS  
 260 TOWN CENTRE BLVD, SUITE 300  
 MARKHAM, ON L3R 8H8  
 PH: 905-470-7000 www.petroff.com

ONTARIO ASSOCIATION  
 ARCHITECTS  
 ANY NAMED  
 LICENCE  
 6768

DRAWN BY:	PETROFF	PROJECT NO.	21740
CHECKED BY:	PETROFF	DWG. NO.	A226
DATE:			
ISSUED:			

**1 BUILDING 'B' - 7TH TO 17TH FL PLAN**  
 SCALE: 1:100



1 BUILDING 'B' - ROOF PLAN  
 A226 SCALE: 1:100

NO.	REVISIONS	DATE	BY
3	ISSUED FOR SITE PLAN APPROVAL #2	MAR.21.2023	OH
2	ISSUED FOR SITE PLAN APPROVAL #1	FEB.09.2021	OH
1	ISSUED FOR CLIENT REVIEW	FEB.04.2021	OH

Contractor must check and verify all dimensions on the job and report any discrepancies to the Architect before proceeding with the work.  
 Do not scale the drawing.  
 This drawing contains copyright material belonging to the Architect.  
 This drawing was developed for a specific purpose; use for any other purpose is not permitted.  
 This drawing shall not be reproduced in whole or in part without the written approval of the Architect.  
 This drawing must be read in the context of all the other drawings which constitute the document.

**BUILDING 'B'  
 ROOF PLAN**

SCALE: AS NOTED  
**PROPOSED MULTI-FAMILY  
 RESIDENTIAL DEVELOPMENT**  
 1971 & 1975 ST. LAURENT BLVD.  
 OTTAWA, ONTARIO  
 FOR: STARLIGHT DEVELOPMENTS

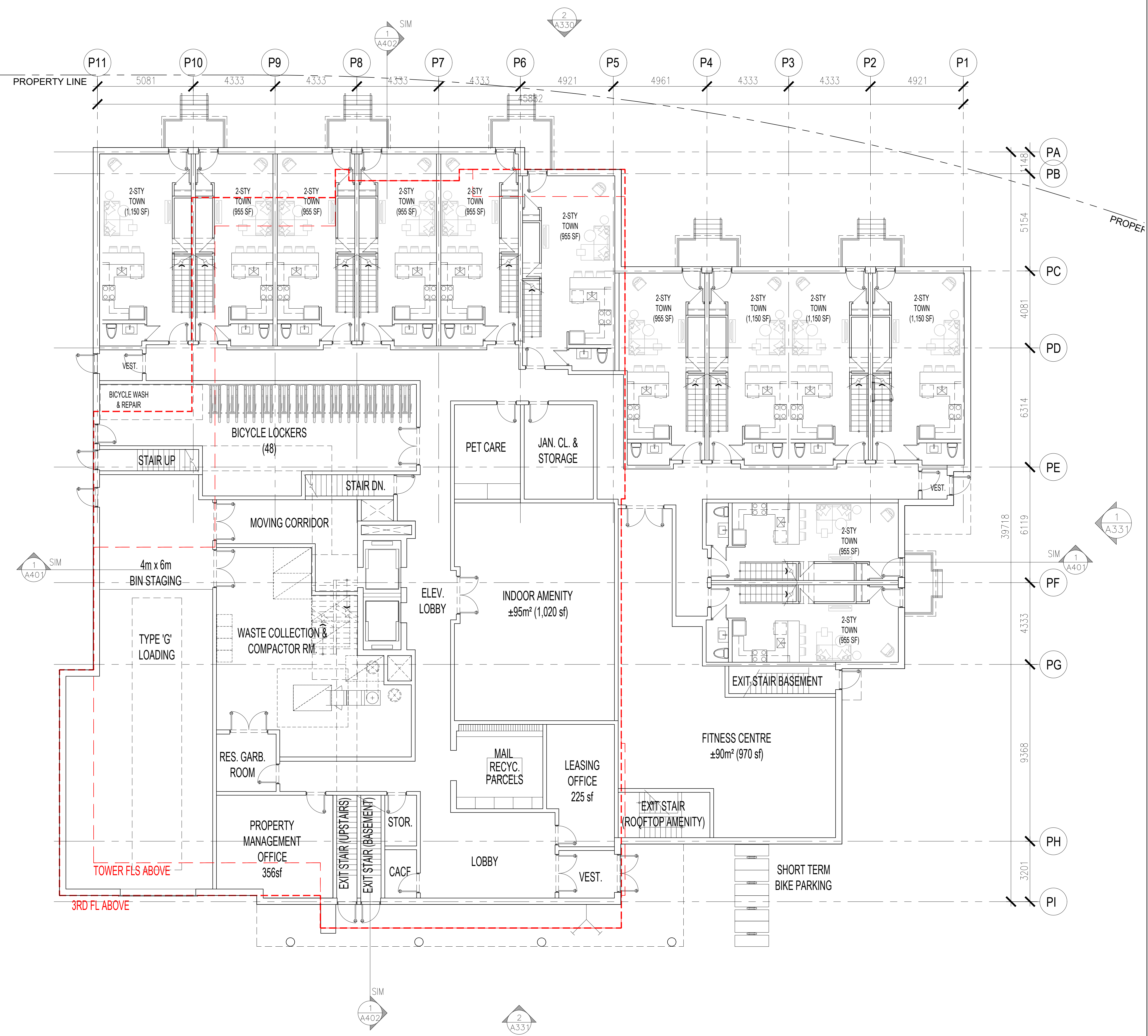
**PETROFF**  
 ARCHITECTS  
 PETROFF PARTNERSHIP ARCHITECTS  
 260 TOWN CENTRE BLVD, SUITE 300  
 MARKHAM, ON L3R 8H8  
 PH: 905-470-7000 www.petroff.com

ONTARIO ASSOCIATION  
 OF ARCHITECTS  
 ARCHITECT  
 ALLY HANNOY  
 LICENCE  
 6768

DRAWN BY:	PETROFF	PROJECT NO:	21740
CHECKED BY:	PETROFF	DWG. NO.:	A227
DATE:			
ISSUED:			



EXTENT OF PUBLIC PARK



NO.	REVISIONS	DATE	BY
3	ISSUED FOR SITE PLAN APPROVAL #2	MAR. 21, 2023	OH
2	ISSUED FOR SITE PLAN APPROVAL #1	FEB. 09, 2023	OH
1	ISSUED FOR CLIENT REVIEW	FEB. 04, 2021	OH

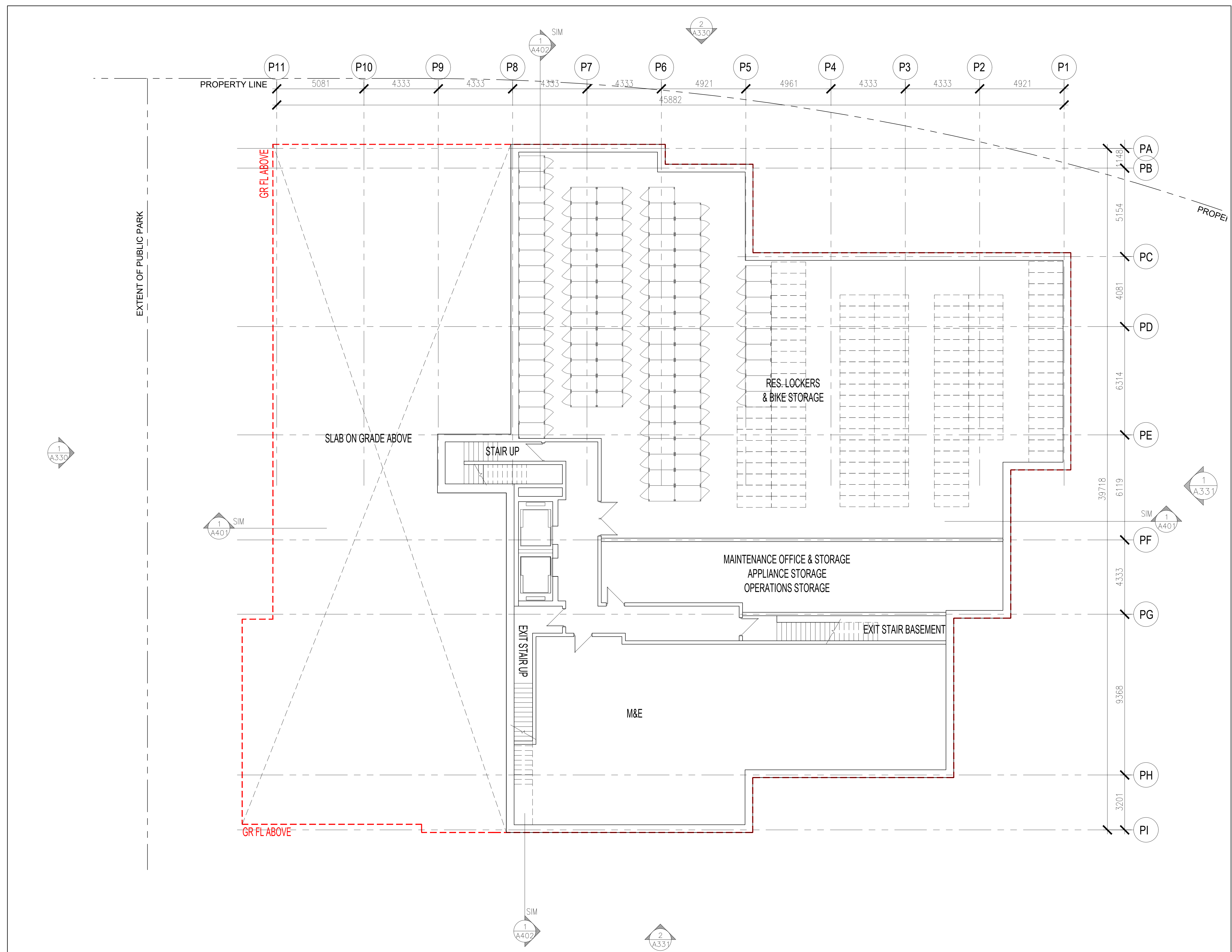
Contractor must check and verify all dimensions on the job and report any discrepancies to the Architect before proceeding with the work.  
 Do not scale the drawing.  
 This drawing contains copyright material belonging to the Architect.  
 This drawing was developed for a specific purpose; use for any other purpose is not permitted.  
 This drawing shall not be reproduced in whole or in part without the written approval of the Architect.  
 This drawing must be read in the context of all the other drawings which constitute the document.

**BUILDING 'B'**  
**GROUND FLOOR PLAN**  
SCALE AS NOTED  
**PROPOSED MULTI-FAMILY  
 RESIDENTIAL DEVELOPMENT**  
 1971 & 1975 ST. LAURENT BLVD.  
 OTTAWA, ONTARIO  
 FOR: STARLIGHT DEVELOPMENTS

**PETROFF**  
PETROFF PARTNERSHIP ARCHITECTS  
 260 TOWN CENTRE BLVD, SUITE 300  
 MARKHAM, ON L3R 8H8  
 PH: 905-470-7000 www.petroff.com

DRAWN BY:	PETROFF	PROJECT NO:	21740
CHECKED BY:	PETROFF	DWG. NO.:	A221
DATE:			
ISSUED:			

**1 BUILDING 'B' - GROUND FLOOR**  
A221 SCALE: 1:100



NO.	REVISIONS	DATE	BY
3	ISSUED FOR SITE PLAN APPROVAL #2	MAR. 21. 2023	OH
2	ISSUED FOR SITE PLAN APPROVAL #1	FEB. 09. 2023	OH
1	ISSUED FOR CLIENT REVIEW	FEB. 04. 2021	OH

Contractor must check and verify all dimensions on the job and report any discrepancies to the Architect before proceeding with the work.  
 Do not scale the drawing.  
 This drawing contains copyright material belonging to the Architect.  
 This drawing was developed for a specific purpose; use for any other purpose is not permitted.  
 This drawing shall not be reproduced in whole or in part without the written approval of the Architect.  
 This drawing must be read in the context of all the other drawings which constitute the document.

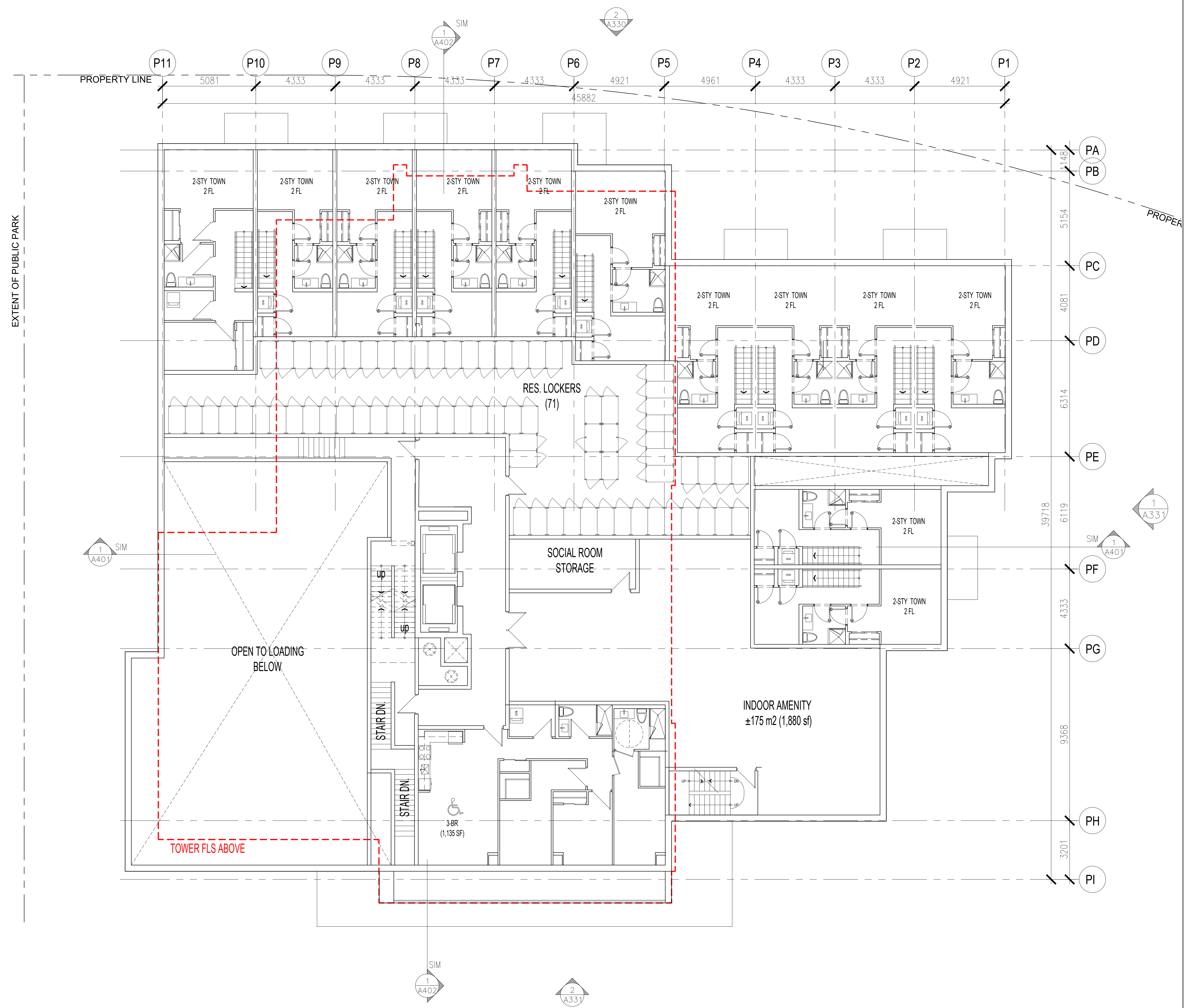
**BUILDING 'B'  
 BASEMENT FLOOR PLAN**  
 SCALE: AS NOTED  
**PROPOSED MULTI-FAMILY  
 RESIDENTIAL DEVELOPMENT**  
 1971 & 1975 ST. LAURENT BLVD.  
 OTTAWA, ONTARIO  
 FOR: STARLIGHT DEVELOPMENTS

**PETROFF**  
 PETROFF PARTNERSHIP ARCHITECTS  
 260 TOWN CENTRE BLVD, SUITE 300  
 MARKHAM, ON L3R 8H8  
 PH: 905-470-7000 www.petroff.com

**ONTARIO ASSOCIATION  
 OF ARCHITECTS**  
 ANY NAME  
 LICENCE  
 6768

DRAWN BY:	PETROFF	PROJECT NO:	21740
CHECKED BY:	PETROFF	DWG. NO.:	A222
DATE:			
ISSUED:			

**1 BUILDING 'B' - 2ND FLOOR**  
 A222 SCALE: 1:100



NO.	REVISIONS	DATE	BY
3	ISSUED FOR SITE PLAN APPROVAL #2	MAR. 21. 2023	OH
2	ISSUED FOR SITE PLAN APPROVAL #1	FEB. 09. 2023	OH
1	ISSUED FOR CLIENT REVIEW	FEB. 04. 2021	OH

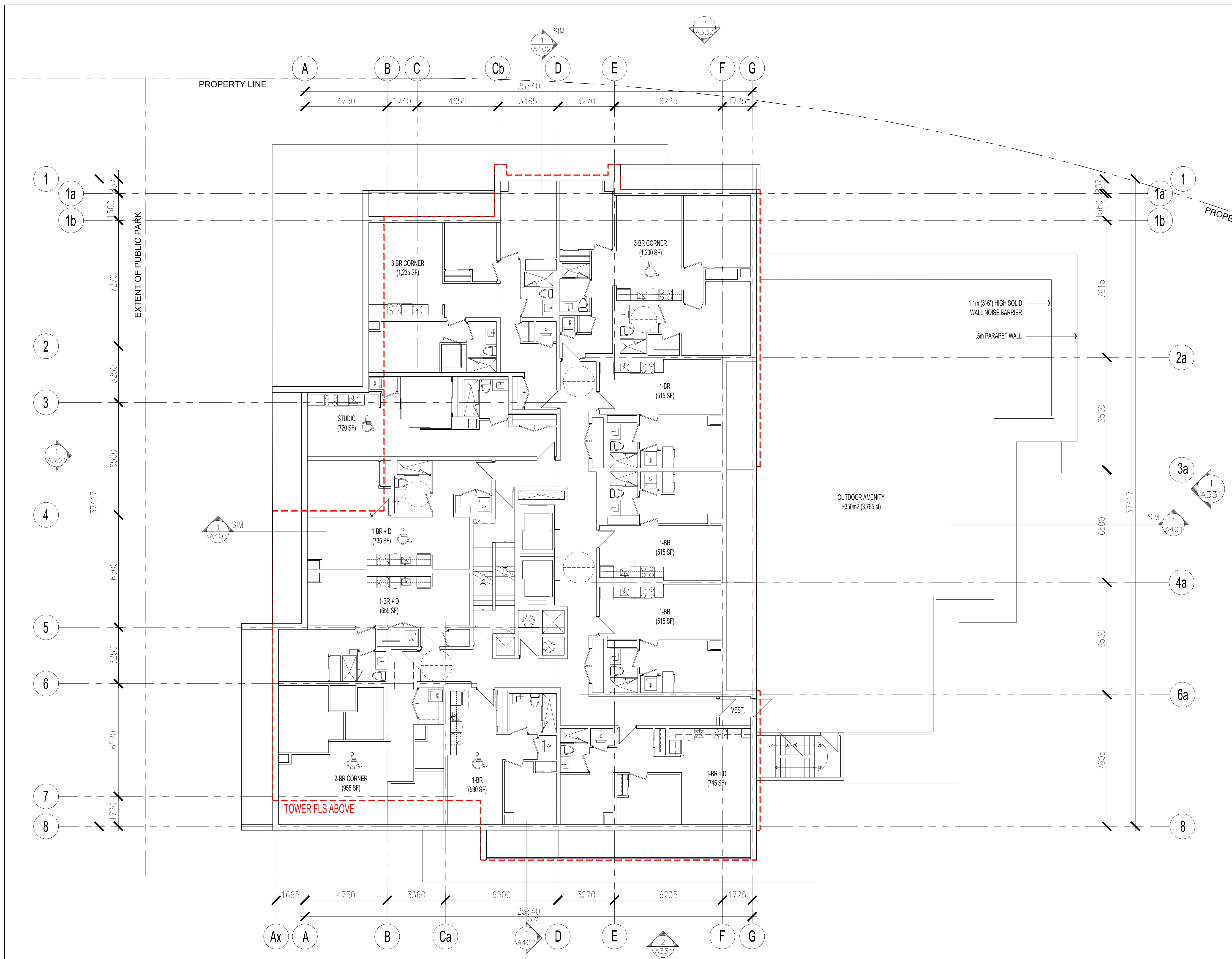
Contractor must check and verify all dimensions on the job and report any discrepancies to the Architect before proceeding with the work.  
 Do not scale the drawing.  
 This drawing contains copyright material belonging to the Architect.  
 This drawing was developed for a specific purpose; use for any other purpose is not permitted.  
 This drawing shall not be reproduced in whole or in part without the written approval of the Architect.  
 This drawing must be read in the context of all the other drawings which constitute the document.

**BUILDING 'B'**  
**2ND FLOOR PLAN**  
 SCALE AS NOTED  
**PROPOSED MULTI-FAMILY  
 RESIDENTIAL DEVELOPMENT**  
 1971 & 1975 ST. LAURENT BLVD.  
 OTTAWA, ONTARIO  
 FOR: STARLIGHT DEVELOPMENTS

**PETROFF**  
 PETROFF PARTNERSHIP ARCHITECTS  
 260 TOWN CENTRE BLVD, SUITE 300  
 MARKHAM, ON L3R 8H8  
 PH: 905-470-7000 www.petroff.com

DRAWN BY:	PETROFF	PROJECT NO.	21740
CHECKED BY:	PETROFF	DWG. NO.	A223
DATE:			
ISSUED:			

**1 BUILDING 'B' - 2ND FLOOR**  
 A223 SCALE: 1:100



NO.	REVISIONS	DATE	BY
3	ISSUED FOR SITE PLAN APPROVAL #2	MAR. 21. 2023	OH
2	ISSUED FOR SITE PLAN APPROVAL #1	FEB. 09. 2023	OH
1	ISSUED FOR CLIENT REVIEW	FEB. 04. 2021	OH

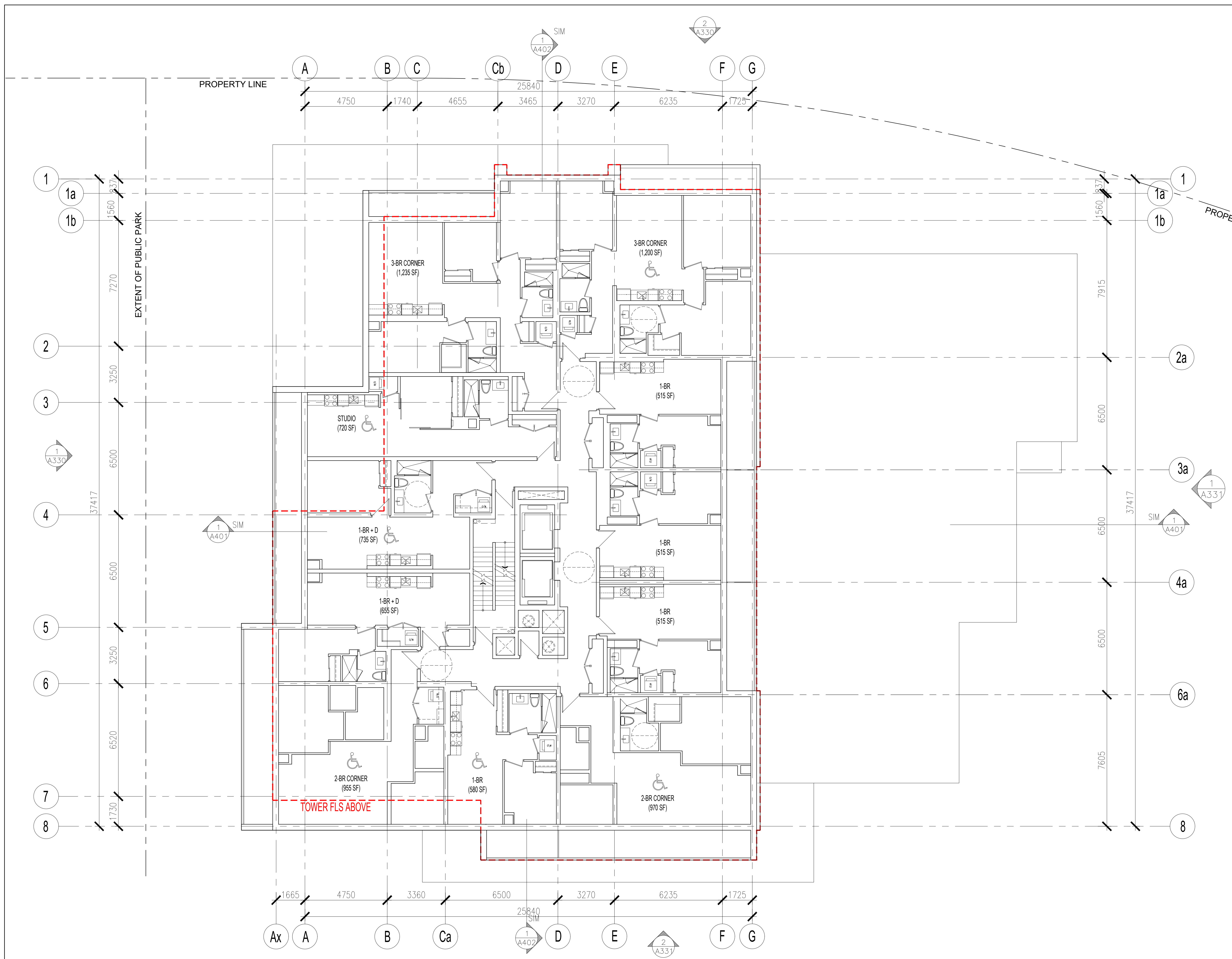
Contractor must check and verify all dimensions on the job and report any discrepancies to the Architect before proceeding with the work.  
 Do not scale the drawing.  
 This drawing contains copyright material belonging to the Architect.  
 This drawing was developed for a specific purpose; use for any other purpose is not permitted.  
 This drawing shall not be reproduced in whole or in part without the written approval of the Architect.  
 This drawing must be read in the context of all the other drawings which constitute the document.

**BUILDING 'B'**  
**3RD FLOOR PLAN**  
 SCALE: AS NOTED  
**PROPOSED MULTI-FAMILY  
 RESIDENTIAL DEVELOPMENT**  
 1971 & 1975 ST. LAURENT BLVD.  
 OTTAWA, ONTARIO  
 FOR: STARLIGHT DEVELOPMENTS

**PETROFF**  
 PETROFF PARTNERSHIP ARCHITECTS  
 260 TOWN CENTRE BLVD, SUITE 300  
 MARKHAM, ON L3R 8H8  
 PH: 905-470-7000 www.petroff.com

DRAWN BY:	PETROFF	PROJECT NO:	21740
CHECKED BY:	PETROFF	DWG. NO.:	A224
DATE:			
ISSUED:			

**1 BUILDING 'B' - 3RD TO 6TH FL PLAN**  
 SCALE: 1:100



1 BUILDING 'B' - 3RD TO 6TH FL PLAN  
 A224 SCALE: 1:100

NO.	REVISIONS	DATE	BY
3	ISSUED FOR SITE PLAN APPROVAL #2	MAR. 21. 2023	OH
2	ISSUED FOR SITE PLAN APPROVAL #1	FEB. 09. 2023	OH
1	ISSUED FOR CLIENT REVIEW	FEB. 04. 2021	OH

Contractor must check and verify all dimensions on the job and report any discrepancies to the Architect before proceeding with the work.  
 Do not scale the drawing.  
 This drawing contains copyright material belonging to the Architect.  
 This drawing was developed for a specific purpose; use for any other purpose is not permitted.  
 This drawing shall not be reproduced in whole or in part without the written approval of the Architect.  
 This drawing must be read in the context of all the other drawings which constitute the document.

**BUILDING 'B'**  
**4TH TO 6TH FLOOR PLAN**  
 PROPOSED MULTI-FAMILY  
 RESIDENTIAL DEVELOPMENT  
 1971 & 1975 ST. LAURENT BLVD.  
 OTTAWA, ONTARIO  
 FOR: STARLIGHT DEVELOPMENTS

**PETROFF**  
 ARCHITECTS  
 PETROFF PARTNERSHIP ARCHITECTS  
 260 TOWN CENTRE BLVD, SUITE 300  
 MARKHAM, ON L3R 8H8  
 PH: 905-470-7000 www.petroff.com

DRAWN BY:	PETROFF	PROJECT NO:	21740
CHECKED BY:	PETROFF	DWG. NO.:	A225
DATE:			
ISSUED:			



NO.	REVISIONS	DATE	BY
3	ISSUED FOR SITE PLAN APPROVAL #2	MAR. 21. 2023	OH
2	ISSUED FOR SITE PLAN APPROVAL #1	FEB. 09. 2023	OH
1	ISSUED FOR CLIENT REVIEW	FEB. 04. 2021	OH

Contractor must check and verify all dimensions on the job and report any discrepancies to the Architect before proceeding with the work.  
 Do not scale the drawing.  
 This drawing contains copyright material belonging to the Architect.  
 This drawing was developed for a specific purpose; use for any other purpose is not permitted.  
 This drawing shall not be reproduced in whole or in part without the written approval of the Architect.  
 This drawing must be read in the context of all the other drawings which constitute the document.

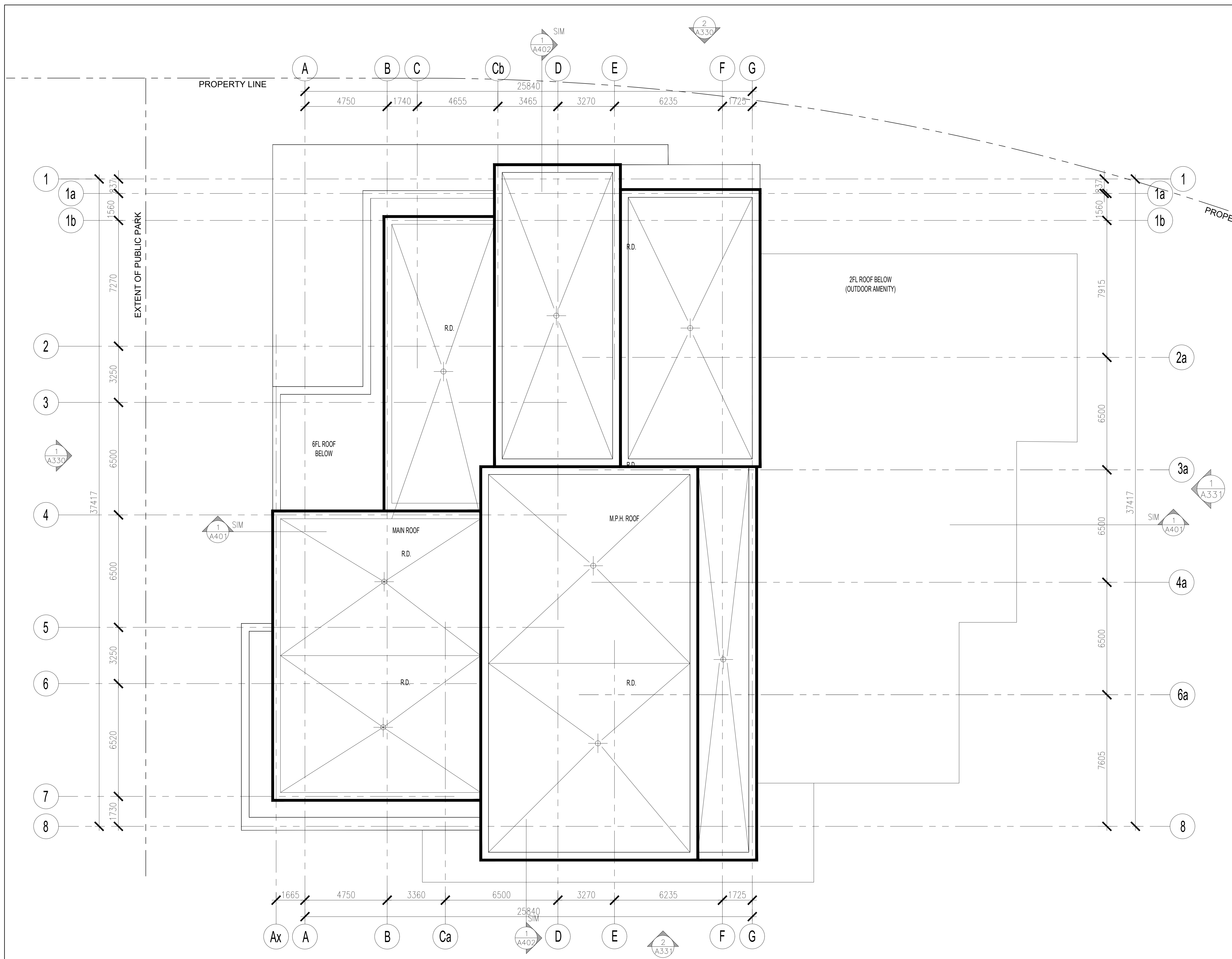
**BUILDING 'B'**  
 7TH TO 17TH FLOOR PLAN  
SCALE AS NOTED  
**PROPOSED MULTI-FAMILY  
 RESIDENTIAL DEVELOPMENT**  
 1971 & 1975 ST. LAURENT BLVD.  
 OTTAWA, ONTARIO  
 FOR: STARLIGHT DEVELOPMENTS

**PETROFF**  
 PETROFF PARTNERSHIP ARCHITECTS  
 260 TOWN CENTRE BLVD, SUITE 300  
 MARKHAM, ON L3R 8H8  
 PH: 905-470-7000 www.petroff.com

**ONTARIO ASSOCIATION  
 OF ARCHITECTS**  
 ANY MANDATORY  
 LICENCE  
 6768

1 BUILDING 'B' - 7TH TO 17TH FL PLAN  
 A225 SCALE: 1:100

DATE	ISSUED	BY	PROJECT NO.	DWG. NO.
		PETROFF	21740	A226



NO.	REVISIONS	DATE	BY
3	ISSUED FOR SITE PLAN APPROVAL #2	MAR.21.2023	OH
2	ISSUED FOR SITE PLAN APPROVAL #1	FEB.09.2021	OH
1	ISSUED FOR CLIENT REVIEW	FEB.04.2021	OH

Contractor must check and verify all dimensions on the job and report any discrepancies to the Architect before proceeding with the work.  
 Do not scale the drawing.  
 This drawing contains copyright material belonging to the Architect.  
 This drawing was developed for a specific purpose; use for any other purpose is not permitted.  
 This drawing shall not be reproduced in whole or in part without the written approval of the Architect.  
 This drawing must be read in the context of all the other drawings which constitute the document.

**BUILDING 'B'  
 ROOF PLAN**

SCALE: AS NOTED  
**PROPOSED MULTI-FAMILY  
 RESIDENTIAL DEVELOPMENT**  
 1971 & 1975 ST. LAURENT BLVD.  
 OTTAWA, ONTARIO  
 FOR: STARLIGHT DEVELOPMENTS

**PETROFF**  
 ARCHITECTS  
 PETROFF PARTNERSHIP ARCHITECTS  
 260 TOWN CENTRE BLVD, SUITE 300  
 MARKHAM, ON L3R 8H8  
 PH: 905-470-7000 www.petroff.com

**ONTARIO ASSOCIATION  
 OF ARCHITECTS**  
 ANY NAMED  
 LICENCE  
 6768


DRAWN BY:	PETROFF	PROJECT NO.	21740
CHECKED BY:	PETROFF	DWG. NO.	A227
DATE:			
ISSUED:			

**1 BUILDING 'B' - ROOF PLAN**  
 SCALE: 1:100

MATERIAL LEGEND

- ① ARCHITECTURAL PRECAST CONCRETE W/ FORM LINER BRICK PATTERN (WITH RAINSCREEN WALL ASSEMBLY) COLOUR: TAN
- ② PRE-FINISHED ALUMINUM COMPOSITE METAL PANEL (WITH RAINSCREEN WALL ASSEMBLY) COLOUR: WHITE
- ③ RESERVED
- ④ RESERVED
- ⑤ PRE-FINISHED INSULATED METAL SPANDREL PANEL IN THERMALLY BROKEN PRE-FINISHED ALUMINUM WINDOW WALL SYSTEM COLOUR: WHITE
- ⑥ INSULATED BACK PAINTED SPANDREL GLAZING IN THERMALLY BROKEN PRE-FINISHED ALUMINUM WINDOW WALL SYSTEM (1) COLOUR: WHITE
- ⑦ LOW-E GLAZING IN THERMALLY BROKEN PRE-FINISHED ALUMINUM WINDOW WALL SYSTEM (1)
- ⑧ TEMPERED GLASS BALCONY GUARDRAIL IN PRE-FINISHED ALUMINUM RAILING SYSTEM (1)
- ⑨ BALCONY GUARDRAIL WITH PRE-FINISHED ALUMINUM COMPOSITE METAL PANEL
- ⑩ PRE-FINISHED METAL ARCHITECTURAL LOUVER
- ⑪ ARCHITECTURAL LOUVER IN THERMALLY BROKEN PRE-FINISHED ALUMINUM WINDOW WALL SYSTEM
- ⑫ PRE-FINISH METAL PANEL CLAD CANOPY AND EXTERIOR SOFFIT
- ⑬ SOLID WALL NOISE BARRIER WITH PRE-FINISHED ALUMINUM COMPOSITE METAL PANEL CLADDING ON BOTH SIDES

NOTE (1): BIRD-SAFE DESIGN: FEATURES AND PROTECTION MEASURES APPLIED AS SPECIFIED IN THE CITY OF OTTAWA'S "BIRD-SAFE DESIGN GUIDELINES". TO BE APPLIED TO ALL VISION GLASS AND BALCONY GUARDRAILINGS FROM GROUND FLOOR TO 7TH FLOOR; 16m FROM TOP OF GRADE; AND 4m MEASURED FROM TOP OF OUTDOOR ROOF AMENITY AREAS

 HATCH DENOTES BIRD FRIENDLY GLASS

3	ISSUED FOR SITE PLAN APPROVAL #2	MAR. 21. 2023	OH
2	ISSUED FOR SITE PLAN APPROVAL #1	FEB. 09. 2023	OH
1	ISSUED FOR CLIENT REVIEW	FEB. 04. 2021	OH

NO.	REVISIONS	DATE	BY

Contractor must check and verify all dimensions on the job and report any discrepancies to the Architect before proceeding with the work.  
 Do not scale the drawing.  
 This drawing contains copyright material belonging to the Architect.  
 This drawing was developed for a specific purpose; use for any other purpose is not permitted.  
 This drawing shall not be reproduced in whole or in part without the written approval of the Architect.  
 This drawing must be read in the context of all the other drawings which constitute the document.


BUILDING A  
 NORTH & WEST ELEVATIONS

SCALE: AS NOTED  
**PROPOSED MULTI-FAMILY  
 RESIDENTIAL DEVELOPMENT**  
 1971 & 1975 ST. LAURENT BLVD.  
 OTTAWA, ONTARIO  
 FOR: STARLIGHT DEVELOPMENTS

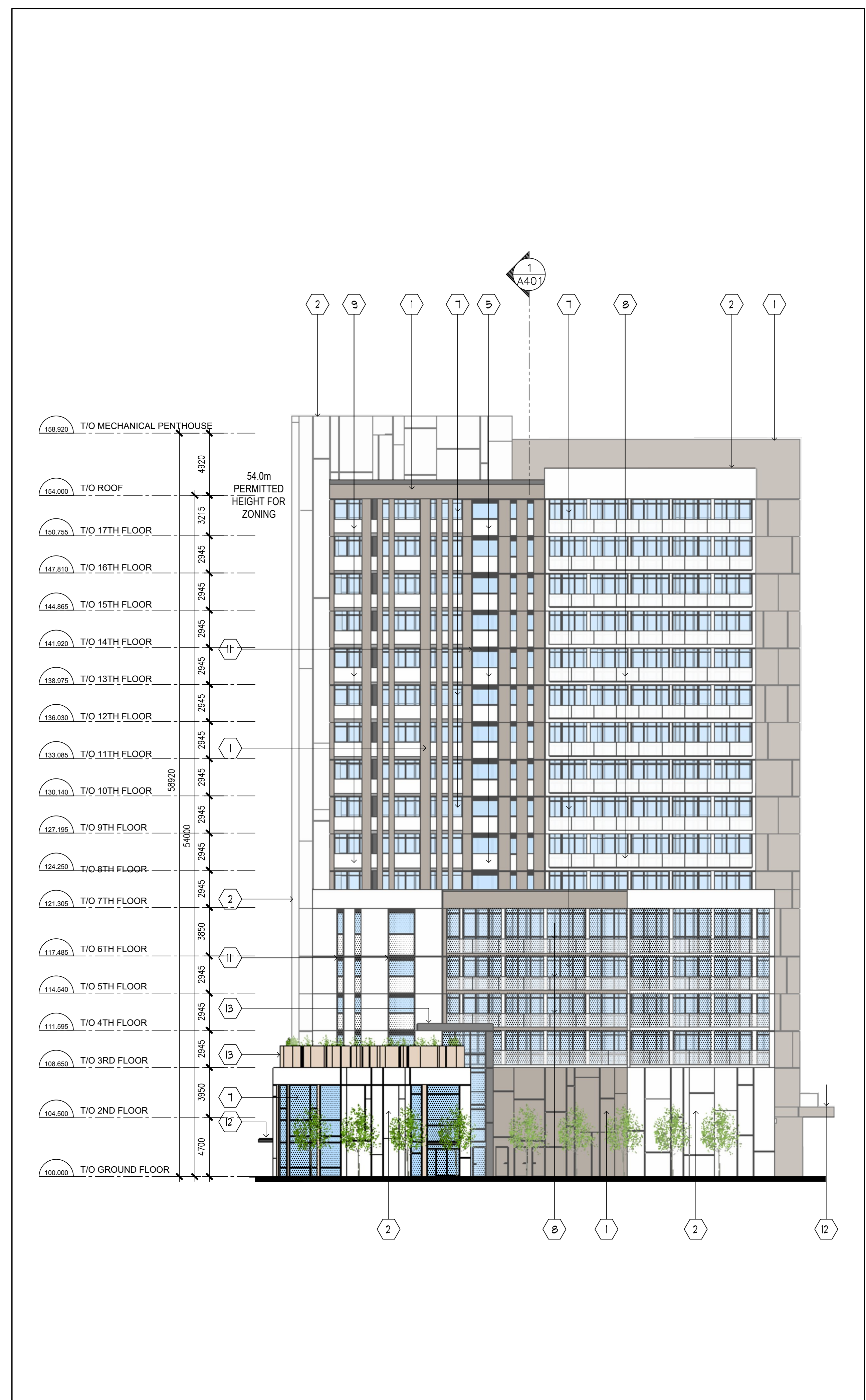
**PETROFF**  
 PETROFF PARTNERSHIP ARCHITECTS  
 260 TOWN CENTRE BLVD, SUITE 300  
 MARKHAM, ON L3R 8H8  
 PH: 905-470-7000 www.petroff.com



DRAWN BY:	PETROFF	PROJECT NO:	21740
CHECKED BY:	PETROFF	DWG. NO.:	A310
DATE:			
ISSUED:			



2 BLOCK A NORTH ELEVATION  
 A310 SCALE: 1:200



1 BLOCK A WEST ELEVATION  
 A310 SCALE: 1:200



- 1 ARCHITECTURAL PRECAST CONCRETE W/ FORM LINER BRICK PATTERN (WITH 'RAINSCREEN' WALL ASSEMBLY)  
COLOUR: TAN
- 2 PRE-FINISHED ALUMINUM COMPOSITE METAL PANEL (WITH 'RAINSCREEN' WALL ASSEMBLY)  
COLOUR: WHITE
- 3 RESERVED
- 4 RESERVED
- 5 PRE-FINISHED INSULATED METAL SPANREL PANEL IN THERMALLY BROKEN PRE-FINISHED ALUMINUM WINDOW WALL SYSTEM  
COLOUR: WHITE
- 6 INSULATED BACK PAINTED SPANREL GLAZING IN THERMALLY BROKEN PRE-FINISHED ALUMINUM WINDOW WALL SYSTEM (1)  
COLOUR: WHITE
- 7 LOW-E GLAZING IN THERMALLY BROKEN PRE-FINISHED ALUMINUM WINDOW WALL SYSTEM (1)
- 8 TEMPERED GLASS BALCONY GUARDRAIL IN PRE-FINISHED ALUMINUM RAILING SYSTEM (1)
- 9 BALCONY GUARDRAIL WITH PRE-FINISHED ALUMINUM COMPOSITE METAL PANEL
- 10 PRE-FINISHED METAL ARCHITECTURAL LOUVER
- 11 ARCHITECTURAL LOUVER IN THERMALLY BROKEN PRE-FINISHED ALUMINUM WINDOW WALL SYSTEM
- 12 PRE-FINISH METAL PANEL CLAD CANOPY AND EXTERIOR SOFFIT
- 13 SOLID WALL NOISE BARRIER WITH PRE-FINISHED ALUMINUM COMPOSITE METAL PANEL CLADDING ON BOTH SIDES

NOTE (1): BIRD-SAFE DESIGN: FEATURES AND PROTECTION MEASURES APPLIED AS SPECIFIED IN THE CITY OF OTTAWA'S 'BIRD-SAFE DESIGN GUIDELINES'. TO BE APPLIED TO ALL VISION GLASS AND BALCONY GUARDRAILINGS FROM GROUND FLOOR TO 7TH FLOOR; 16m FROM TOP OF GRADE, AND 4m MEASURED FROM TOP OF OUTDOOR ROOF AMENITY AREAS

HATCH DENOTES BIRD FRIENDLY GLASS

3	ISSUED FOR SITE PLAN APPROVAL #2	MAR. 21. 2023	OH
2	ISSUED FOR SITE PLAN APPROVAL #1	FEB. 09. 2023	OH
1	ISSUED FOR CLIENT REVIEW	FEB. 04. 2021	OH

NO.	REVISIONS	DATE	BY

Contractor must check and verify all dimensions on the job and report any discrepancies to the Architect before proceeding with the work.  
Do not scale the drawing.  
This drawing contains copyright material belonging to the Architect.  
This drawing was developed for a specific purpose; use for any other purpose is not permitted.  
This drawing shall not be reproduced in whole or in part without the written approval of the Architect.  
This drawing must be read in the context of all the other drawings which constitute the document.


**BUILDING A  
SOUTH & EAST ELEVATIONS**

SCALE AS NOTED  
**PROPOSED MULTI-FAMILY  
RESIDENTIAL DEVELOPMENT**  
1971 & 1975 ST. LAURENT BLVD.  
OTTAWA, ONTARIO  
FOR: STARLIGHT DEVELOPMENTS


**PETROFF**  
PETROFF PARTNERSHIP ARCHITECTS  
260 TOWN CENTRE BLVD, SUITE 300  
MARKHAM, ON L3R 8H8  
PH: 905-470-7000 www.petroff.com



DRAWN BY:	PETROFF	PROJECT NO:	21740
CHECKED BY:	PETROFF	DWG. NO.:	A311
DATE:			
ISSUED:			



**2 BLOCK A SOUTH ELEVATION**  
A311 SCALE: 1:200




**1 BLOCK A EAST ELEVATION**  
A311 SCALE: 1:200

MATERIAL LEGEND

- 1 ARCHITECTURAL PRECAST CONCRETE W/ FORM LINER BRICK PATTERN (WITH 'RAINSCREEN' WALL ASSEMBLY) COLOUR: TAN
- 2 PRE-FINISHED ALUMINUM COMPOSITE METAL PANEL (WITH 'RAINSCREEN' WALL ASSEMBLY) COLOUR: WHITE
- 3 RESERVED
- 4 RESERVED
- 5 PRE-FINISHED INSULATED METAL SPANDREL PANEL IN THERMALLY BROKEN PRE-FINISHED ALUMINUM WINDOW WALL SYSTEM COLOUR: WHITE
- 6 INSULATED BACK PAINTED SPANDREL GLAZING IN THERMALLY BROKEN PRE-FINISHED ALUMINUM WINDOW WALL SYSTEM <sup>(1)</sup> COLOUR: WHITE
- 7 LOW-E GLAZING IN THERMALLY BROKEN PRE-FINISHED ALUMINUM WINDOW WALL SYSTEM <sup>(1)</sup>
- 8 TEMPERED GLASS BALCONY GUARDRAIL IN PRE-FINISHED ALUMINUM RAILING SYSTEM <sup>(1)</sup>
- 9 BALCONY GUARDRAIL WITH PRE-FINISHED ALUMINUM COMPOSITE METAL PANEL
- 10 PRE-FINISHED METAL ARCHITECTURAL LOUVER
- 11 ARCHITECTURAL LOUVER IN THERMALLY BROKEN PRE-FINISHED ALUMINUM WINDOW WALL SYSTEM
- 12 PRE-FINISH METAL PANEL CLAD CANOPY AND EXTERIOR SOFFIT
- 13 SOLID WALL NOISE BARRIER WITH PRE-FINISHED ALUMINUM COMPOSITE METAL PANEL CLADDING ON BOTH SIDES

NOTE <sup>(1)</sup>: BIRD-SAFE DESIGN: FEATURES AND PROTECTION MEASURES APPLIED AS SPECIFIED IN THE CITY OF OTTAWA'S "BIRD-SAFE DESIGN GUIDELINES". TO BE APPLIED TO ALL VISION GLASS AND BALCONY GUARDRAILINGS FROM GROUND FLOOR TO 7TH FLOOR; 16m FROM TOP OF GRADE, AND 4m MEASURED FROM TOP OF OUTDOOR ROOF AMENITY AREAS

 HATCH DENOTES BIRD FRIENDLY GLASS



1 BLOCK A ENLARGED TOWNHOUSE ELEVATION  
 A312 SCALE: 1:100




2 BLOCK A ENLARGED ENTRANCE  
 A312 SCALE: 1:100

NO.	REVISIONS	DATE	BY
3	ISSUED FOR SITE PLAN APPROVAL #2	MAR. 21, 2023	OH
2	ISSUED FOR SITE PLAN APPROVAL #1	FEB. 09, 2021	OH
1	ISSUED FOR CLIENT REVIEW	FEB. 04, 2021	OH

Contractor must check and verify all dimensions on the job and report any discrepancies to the Architect before proceeding with the work.  
 Do not scale the drawing.  
 This drawing contains copyright material belonging to the Architect.  
 This drawing was developed for a specific purpose; use for any other purpose is not permitted.  
 This drawing shall not be reproduced in whole or in part without the written approval of the Architect.  
 This drawing must be read in the context of all the other drawings which constitute the document.

BUILDING A  
 ENLARGED ELEVATIONS


SCALE AS NOTED  
 PROPOSED MULTI-FAMILY  
 RESIDENTIAL DEVELOPMENT  
 1971 & 1975 ST. LAURENT BLVD.  
 OTTAWA, ONTARIO  
 FOR: STARLIGHT DEVELOPMENTS

<b>PETROFF</b> PETROFF PARTNERSHIP ARCHITECTS 260 TOWN CENTRE BLVD, SUITE 300 MARKHAM, ON L3R 8H8 PH: 905-470-7000 www.petroff.com			
		DRAWN BY: PETROFF CHECKED BY: PETROFF DATE: _____ ISSUED: _____	PROJECT NO: 21740 DWG. NO: A312

MATERIAL LEGEND

- 1 ARCHITECTURAL PRECAST CONCRETE W/ FORM LINER BRICK PATTERN (WITH 'RAINSCREEN WALL ASSEMBLY') COLOUR: TAN
- 2 PRE-FINISHED ALUMINUM COMPOSITE METAL PANEL (WITH 'RAINSCREEN WALL ASSEMBLY') COLOUR: WHITE
- 3 RESERVED
- 4 RESERVED
- 5 PRE-FINISHED INSULATED METAL SPANDREL PANEL IN THERMALLY BROKEN PRE-FINISHED ALUMINUM WINDOW WALL SYSTEM COLOUR: WHITE
- 6 INSULATED BACK PAINTED SPANDREL GLAZING IN THERMALLY BROKEN PRE-FINISHED ALUMINUM WINDOW WALL SYSTEM (1) COLOUR: WHITE
- 7 LOW-E GLAZING IN THERMALLY BROKEN PRE-FINISHED ALUMINUM WINDOW WALL SYSTEM (1)
- 8 TEMPERED GLASS BALCONY GUARDRAIL IN PRE-FINISHED ALUMINUM RAILING SYSTEM (1)
- 9 BALCONY GUARDRAIL WITH PRE-FINISHED ALUMINUM COMPOSITE METAL PANEL
- 10 PRE-FINISHED METAL ARCHITECTURAL LOUVER
- 11 ARCHITECTURAL LOUVER IN THERMALLY BROKEN PRE-FINISHED ALUMINUM WINDOW WALL SYSTEM
- 12 PRE-FINISH METAL PANEL CLAD CANOPY AND EXTERIOR SOFFIT
- 13 SOLID WALL NOISE BARRIER WITH PRE-FINISHED ALUMINUM COMPOSITE METAL PANEL CLADDING ON BOTH SIDES

NOTE (1): BIRD-SAFE DESIGN: FEATURES AND PROTECTION MEASURES APPLIED AS SPECIFIED IN THE CITY OF OTTAWA'S 'BIRD-SAFE DESIGN GUIDELINES'. TO BE APPLIED TO ALL VISION GLASS AND BALCONY GUARDRAILINGS FROM GROUND FLOOR TO 7TH FLOOR; 16m FROM TOP OF GRADE; AND 4m MEASURED FROM TOP OF OUTDOOR ROOF AMENITY AREAS

 HATCH DENOTES BIRD FRIENDLY GLASS

3	ISSUED FOR SITE PLAN APPROVAL #2	MAR. 21. 2023	OH
2	ISSUED FOR SITE PLAN APPROVAL #1	FEB. 09. 2023	OH
1	ISSUED FOR CLIENT REVIEW	FEB. 04. 2021	OH

NO.	REVISIONS	DATE	BY

Contractor must check and verify all dimensions on the job and report any discrepancies to the Architect before proceeding with the work.  
 Do not scale the drawing.  
 This drawing contains copyright material belonging to the Architect.  
 This drawing was developed for a specific purpose; use for any other purpose is not permitted.  
 This drawing shall not be reproduced in whole or in part without the written approval of the Architect.  
 This drawing must be read in the context of all the other drawings which constitute the document.

BUILDING B  
 SOUTH & WEST ELEVATIONS

SCALE: AS NOTED  
**PROPOSED MULTI-FAMILY  
 RESIDENTIAL DEVELOPMENT**  
 1971 & 1975 ST. LAURENT BLVD.  
 OTTAWA, ONTARIO  
 FOR: STARLIGHT DEVELOPMENTS

**PETROFF**  
 PETROFF PARTNERSHIP ARCHITECTS  
 260 TOWN CENTRE BLVD, SUITE 300  
 MARKHAM, ON L3R 8H8  
 PH: 905-470-7000 www.petroff.com



DRAWN BY:	PETROFF	PROJECT NO:	21740
CHECKED BY:	PETROFF	DWG. NO.:	A320
DATE:			
ISSUED:			



**2 BLOCK B WEST ELEVATION**  
 SCALE: 1:200



**1 BLOCK B SOUTH ELEVATION**  
 SCALE: 1:200

MATERIAL LEGEND

- 1 ARCHITECTURAL PRECAST CONCRETE W/ FORM LINER BRICK PATTERN (WITH 'RAINSCREEN' WALL ASSEMBLY) COLOUR: TAN
- 2 PRE-FINISHED ALUMINUM COMPOSITE METAL PANEL (WITH 'RAINSCREEN' WALL ASSEMBLY) COLOUR: WHITE
- 3 RESERVED
- 4 RESERVED
- 5 PRE-FINISHED INSULATED METAL SPANDREL PANEL IN THERMALLY BROKEN PRE-FINISHED ALUMINUM WINDOW WALL SYSTEM COLOUR: WHITE
- 6 INSULATED BACK PAINTED SPANDREL GLAZING IN THERMALLY BROKEN PRE-FINISHED ALUMINUM WINDOW WALL SYSTEM (1) COLOUR: WHITE
- 7 LOW-E GLAZING IN THERMALLY BROKEN PRE-FINISHED ALUMINUM WINDOW WALL SYSTEM (1)
- 8 TEMPERED GLASS BALCONY GUARDRAIL IN PRE-FINISHED ALUMINUM RAILING SYSTEM (1)
- 9 BALCONY GUARDRAIL WITH PRE-FINISHED ALUMINUM COMPOSITE METAL PANEL
- 10 PRE-FINISHED METAL ARCHITECTURAL LOUVER
- 11 ARCHITECTURAL LOUVER IN THERMALLY BROKEN PRE-FINISHED ALUMINUM WINDOW WALL SYSTEM
- 12 PRE-FINISH METAL PANEL CLAD CANOPY AND EXTERIOR SOFFIT
- 13 SOLID WALL NOISE BARRIER WITH PRE-FINISHED ALUMINUM COMPOSITE METAL PANEL CLADDING ON BOTH SIDES

NOTE (1): BIRD-SAFE DESIGN: FEATURES AND PROTECTION MEASURES APPLIED AS SPECIFIED IN THE CITY OF OTTAWA'S 'BIRD-SAFE DESIGN GUIDELINES'. TO BE APPLIED TO ALL VISION GLASS AND BALCONY GUARDRAILINGS FROM GROUND FLOOR TO 7TH FLOOR; 16m FROM TOP OF GRADE, AND 4m MEASURED FROM TOP OF OUTDOOR ROOF AMENITY AREAS

HATCH DENOTES BIRD FRIENDLY GLASS

3	ISSUED FOR SITE PLAN APPROVAL #2	MAR. 21. 2023	OH
2	ISSUED FOR SITE PLAN APPROVAL #1	FEB. 09. 2023	OH
1	ISSUED FOR CLIENT REVIEW	FEB. 04. 2021	OH

NO.	REVISIONS	DATE	BY

Contractor must check and verify all dimensions on the job and report any discrepancies to the Architect before proceeding with the work.  
 Do not scale the drawing.  
 This drawing contains copyright material belonging to the Architect.  
 This drawing was developed for a specific purpose; use for any other purpose is not permitted.  
 This drawing shall not be reproduced in whole or in part without the written approval of the Architect.  
 This drawing must be read in the context of all the other drawings which constitute the document.

BUILDING B  
 NORTH & EAST ELEVATIONS

SCALE AS NOTED  
**PROPOSED MULTI-FAMILY  
 RESIDENTIAL DEVELOPMENT**  
 1971 & 1975 ST. LAURENT BLVD.  
 OTTAWA, ONTARIO  
 FOR: STARLIGHT DEVELOPMENTS


**PETROFF**  
 PARTNERSHIP ARCHITECTS  
 260 TOWN CENTRE BLVD, SUITE 300  
 MARKHAM, ON L3R 8H8  
 PH: 905-470-7000 www.petroff.com



DRAWN BY	PETROFF	PROJECT NO.	21740
CHECKED BY	PETROFF	DWG. NO.	A321
DATE			
ISSUED			



2 BLOCK B EAST ELEVATION  
 A321 SCALE: 1:200



1 BLOCK B NORTH ELEVATION  
 A321 SCALE: 1:200

MATERIAL LEGEND

- ① ARCHITECTURAL PRECAST CONCRETE W/ FORM LINER BRICK PATTERN (WITH RAINSCREEN WALL ASSEMBLY) COLOUR: TAN
- ② PRE-FINISHED ALUMINUM COMPOSITE METAL PANEL (WITH RAINSCREEN WALL ASSEMBLY) COLOUR: WHITE
- ③ RESERVED
- ④ RESERVED
- ⑤ PRE-FINISHED INSULATED METAL SPANDREL PANEL IN THERMALLY BROKEN PRE-FINISHED ALUMINUM WINDOW WALL SYSTEM COLOUR: WHITE
- ⑥ INSULATED BACK PAINTED SPANDREL GLAZING IN THERMALLY BROKEN PRE-FINISHED ALUMINUM WINDOW WALL SYSTEM (1) COLOUR: WHITE
- ⑦ LOW-E GLAZING IN THERMALLY BROKEN PRE-FINISHED ALUMINUM WINDOW WALL SYSTEM (1)
- ⑧ TEMPERED GLASS BALCONY GUARDRAIL IN PRE-FINISHED ALUMINUM RAILING SYSTEM (1)
- ⑨ BALCONY GUARDRAIL WITH PRE-FINISHED ALUMINUM COMPOSITE METAL PANEL
- ⑩ PRE-FINISHED METAL ARCHITECTURAL LOUVER
- ⑪ ARCHITECTURAL LOUVER IN THERMALLY BROKEN PRE-FINISHED ALUMINUM WINDOW WALL SYSTEM
- ⑫ PRE-FINISH METAL PANEL CLAD CANOPY AND EXTERIOR SOFFIT
- ⑬ SOLID WALL NOISE BARRIER WITH PRE-FINISHED ALUMINUM COMPOSITE METAL PANEL CLADDING ON BOTH SIDES

NOTE (1): BIRD-SAFE DESIGN: FEATURES AND PROTECTION MEASURES APPLIED AS SPECIFIED IN THE CITY OF OTTAWA'S "BIRD-SAFE DESIGN GUIDELINES". TO BE APPLIED TO ALL VISION GLASS AND BALCONY GUARDRAILINGS FROM GROUND FLOOR TO 7TH FLOOR; 16m FROM TOP OF GRADE AND 4m MEASURED FROM TOP OF OUTDOOR ROOF AMENITY AREAS

⑬ HATCH DENOTES BIRD FRIENDLY GLASS

3	ISSUED FOR SITE PLAN APPROVAL #2	MAR. 21. 2023	OH
2	ISSUED FOR SITE PLAN APPROVAL #1	FEB. 09. 2023	OH
1	ISSUED FOR CLIENT REVIEW	FEB. 04. 2021	OH

NO.	REVISIONS	DATE	BY

Contractor must check and verify all dimensions on the job and report any discrepancies to the Architect before proceeding with the work.  
 Do not scale the drawing.  
 This drawing contains copyright material belonging to the Architect.  
 This drawing was developed for a specific purpose; use for any other purpose is not permitted.  
 This drawing shall not be reproduced in whole or in part without the written approval of the Architect.  
 This drawing must be read in the context of all the other drawings which constitute the document.

BUILDING C  
 SOUTH & WEST ELEVATIONS

PROPOSED MULTI-FAMILY  
 RESIDENTIAL DEVELOPMENT  
 1971 & 1975 ST. LAURENT BLVD.  
 OTTAWA, ONTARIO  
 FOR: STARLIGHT DEVELOPMENTS

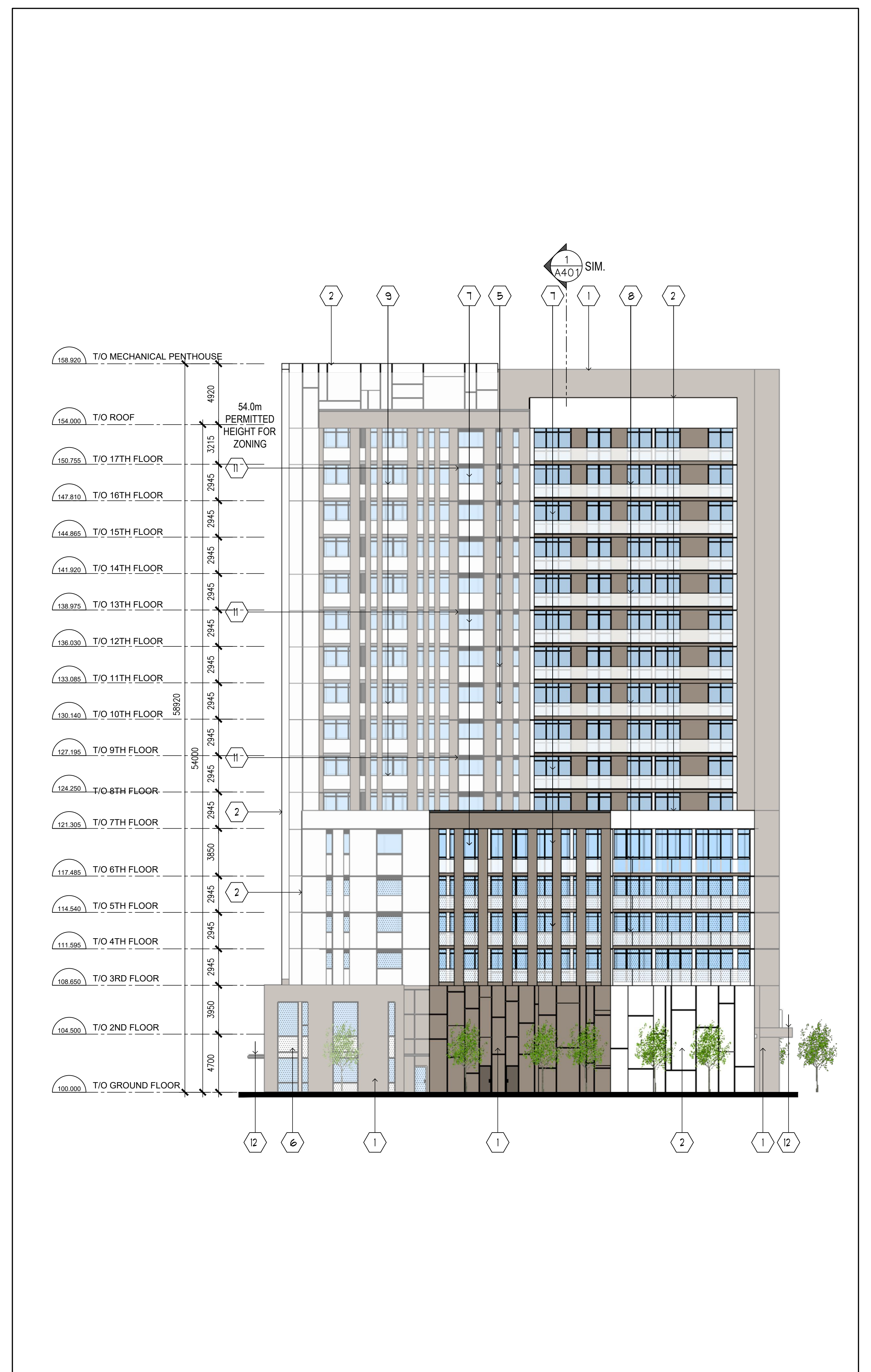
**PETROFF**  
 PETROFF PARTNERSHIP ARCHITECTS  
 260 TOWN CENTRE BLVD, SUITE 300  
 MARKHAM, ON L3R 8H8  
 PH: 905-470-7000 www.petroff.com

ONTARIO ASSOCIATION  
 ARCHITECTS  
 ANY NAMEY  
 LICENCE  
 6768

DRAWN BY:	PETROFF	PROJECT NO:	21740
CHECKED BY:	PETROFF	DWG. NO.:	A330
DATE:			
ISSUED:			



2 BLOCK C WEST ELEVATION  
 A330 SCALE: 1:200

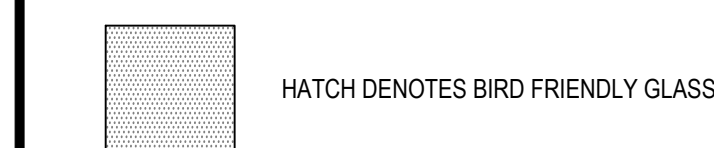


1 BLOCK C SOUTH ELEVATION  
 A330 SCALE: 1:200

MATERIAL LEGEND

- 1 ARCHITECTURAL PRECAST CONCRETE W/ FORM LINER BRICK PATTERN (WITH 'RAINSCREEN' WALL ASSEMBLY) COLOUR: TAN
- 2 PRE-FINISHED ALUMINUM COMPOSITE METAL PANEL (WITH 'RAINSCREEN' WALL ASSEMBLY) COLOUR: WHITE
- 3 RESERVED
- 4 RESERVED
- 5 PRE-FINISHED INSULATED METAL SPANDREL PANEL IN THERMALLY BROKEN PRE-FINISHED ALUMINUM WINDOW WALL SYSTEM COLOUR: WHITE
- 6 INSULATED BACK PAINTED SPANDREL GLAZING IN THERMALLY BROKEN PRE-FINISHED ALUMINUM WINDOW WALL SYSTEM <sup>(1)</sup> COLOUR: WHITE
- 7 LOW-E GLAZING IN THERMALLY BROKEN PRE-FINISHED ALUMINUM WINDOW WALL SYSTEM <sup>(1)</sup>
- 8 TEMPERED GLASS BALCONY GUARDRAIL IN PRE-FINISHED ALUMINUM RAILING SYSTEM <sup>(1)</sup>
- 9 BALCONY GUARDRAIL WITH PRE-FINISHED ALUMINUM COMPOSITE METAL PANEL
- 10 PRE-FINISHED METAL ARCHITECTURAL LOUVER
- 11 ARCHITECTURAL LOUVER IN THERMALLY BROKEN PRE-FINISHED ALUMINUM WINDOW WALL SYSTEM
- 12 PRE-FINISH METAL PANEL CLAD CANOPY AND EXTERIOR SOFFIT
- 13 SOLID WALL NOISE BARRIER WITH PRE-FINISHED ALUMINUM COMPOSITE METAL PANEL CLADDING ON BOTH SIDES

NOTE <sup>(1)</sup>: BIRD-SAFE DESIGN: FEATURES AND PROTECTION MEASURES APPLIED AS SPECIFIED IN THE CITY OF OTTAWA'S "BIRD-SAFE DESIGN GUIDELINES". TO BE APPLIED TO ALL VISION GLASS AND BALCONY GUARDRAILINGS FROM GROUND FLOOR TO 7TH FLOOR; 16m FROM TOP OF GRADE, AND 4m MEASURED FROM TOP OF OUTDOOR ROOF AMENITY AREAS



3	ISSUED FOR SITE PLAN APPROVAL #2	MAR. 21. 2023	OH
2	ISSUED FOR SITE PLAN APPROVAL #1	FEB. 09. 2023	OH
1	ISSUED FOR CLIENT REVIEW	FEB. 04. 2021	OH

NO.	REVISIONS	DATE	BY

Contractor must check and verify all dimensions on the job and report any discrepancies to the Architect before proceeding with the work.  
 Do not scale the drawing.  
 This drawing contains copyright material belonging to the Architect.  
 This drawing was developed for a specific purpose; use for any other purpose is not permitted.  
 This drawing shall not be reproduced in whole or in part without the written approval of the Architect.  
 This drawing must be read in the context of all the other drawings which constitute the document.

BUILDING C  
 NORTH & EAST ELEVATIONS

PROPOSED MULTI-FAMILY  
 RESIDENTIAL DEVELOPMENT  
 1971 & 1975 ST. LAURENT BLVD.  
 OTTAWA, ONTARIO  
 FOR: STARLIGHT DEVELOPMENTS

**PETROFF**  
 PARTNERSHIP ARCHITECTS  
 260 TOWN CENTRE BLVD, SUITE 300  
 MARKHAM, ON L3R 8H8  
 PH: 905-470-7000 www.petroff.com



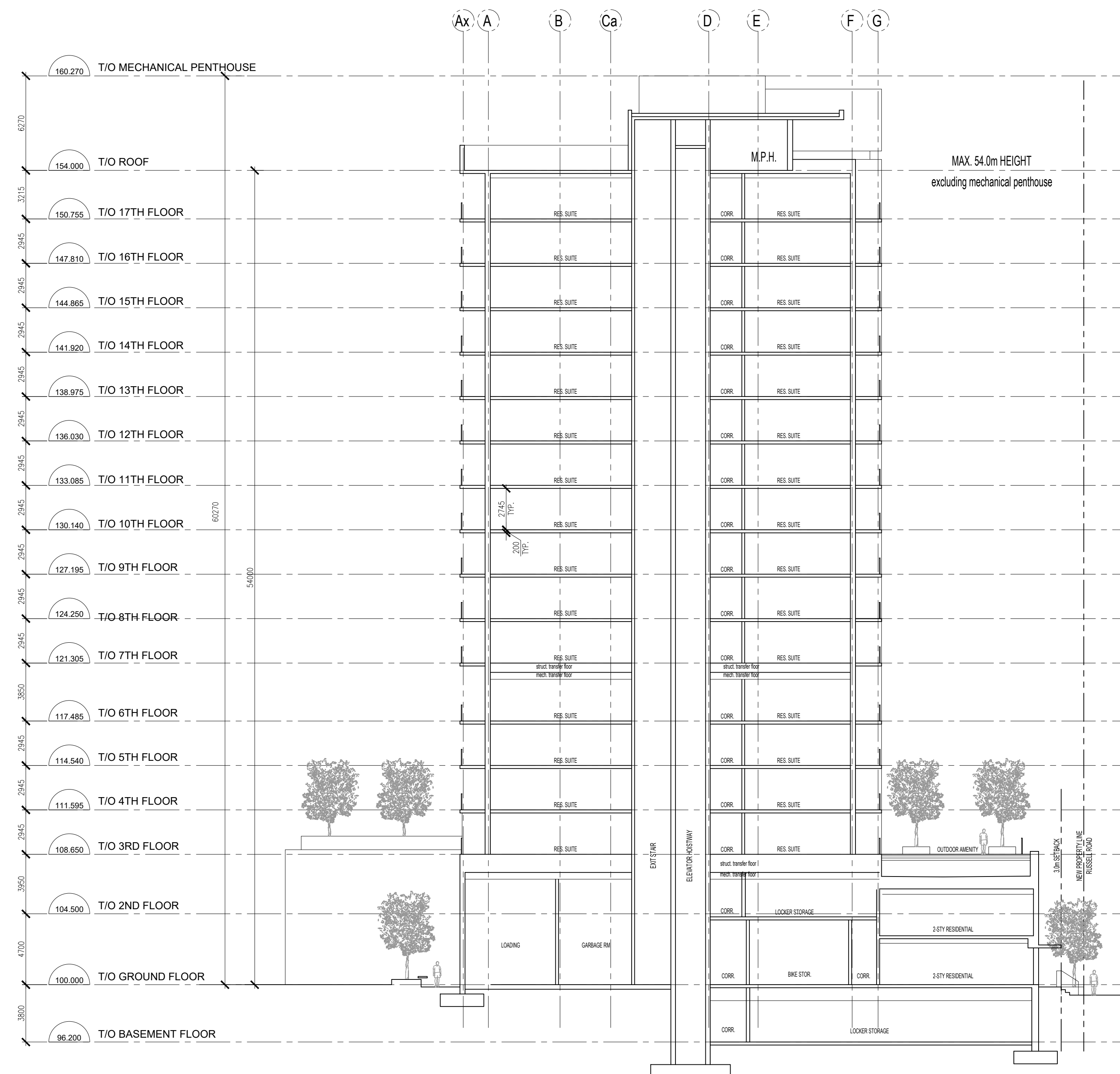
DRAWN BY:	PETROFF	PROJECT NO:	21740
CHECKED BY:	PETROFF	DWG. NO.:	A331
DATE:			
ISSUED:			



2 BLOCK C EAST ELEVATION  
 A331 SCALE: 1:200



1 BLOCK C NORTH ELEVATION  
 A331 SCALE: 1:200



1 BUILDING 'A' - BUILDING SECTION  
 A401 SCALE: 1:200

NO.	REVISIONS	DATE	BY
3	ISSUED FOR SITE PLAN APPROVAL #2	MAR. 21. 2023	OH
2	ISSUED FOR SITE PLAN APPROVAL #1	FEB. 09. 2023	OH
1	ISSUED FOR CLIENT REVIEW	FEB. 04. 2021	OH

Contractor must check and verify all dimensions on the job and report any discrepancies to the Architect before proceeding with the work.  
 Do not scale the drawing.  
 This drawing contains copyright material belonging to the Architect.  
 This drawing was developed for a specific purpose; use for any other purpose is not permitted.  
 This drawing shall not be reproduced in whole or in part without the written approval of the Architect.  
 This drawing must be read in the context of all the other drawings which constitute the document.

**BUILDING SECTIONS**

SCALE: AS NOTED  
**PROPOSED MULTI-FAMILY RESIDENTIAL DEVELOPMENT**  
 1971 & 1975 ST. LAURENT BLVD.  
 OTTAWA, ONTARIO  
 FOR: STARLIGHT DEVELOPMENTS

**PETROFF**  
 PETROFF PARTNERSHIP ARCHITECTS  
 260 TOWN CENTRE BLVD, SUITE 300  
 MARKHAM, ON L3R 8H8  
 PH: 905-470-7000 www.petroff.com

ONTARIO ASSOCIATION OF ARCHITECTS  
 ARCHITECT  
 ANY NAMED LICENCE 6768

DRAWN BY:	PETROFF	PROJECT NO:	21740
CHECKED BY:	PETROFF	DWG. NO.:	A401
DATE:			
ISSUED:			



1 BUILDING A - BUILDING SECTION  
 A402 SCALE: 1:200

NO.	REVISIONS	DATE	BY
3	ISSUED FOR SITE PLAN APPROVAL #2	MAR. 21. 2023	OH
2	ISSUED FOR SITE PLAN APPROVAL #1	FEB. 09. 2021	OH
1	ISSUED FOR CLIENT REVIEW	FEB. 04. 2021	OH

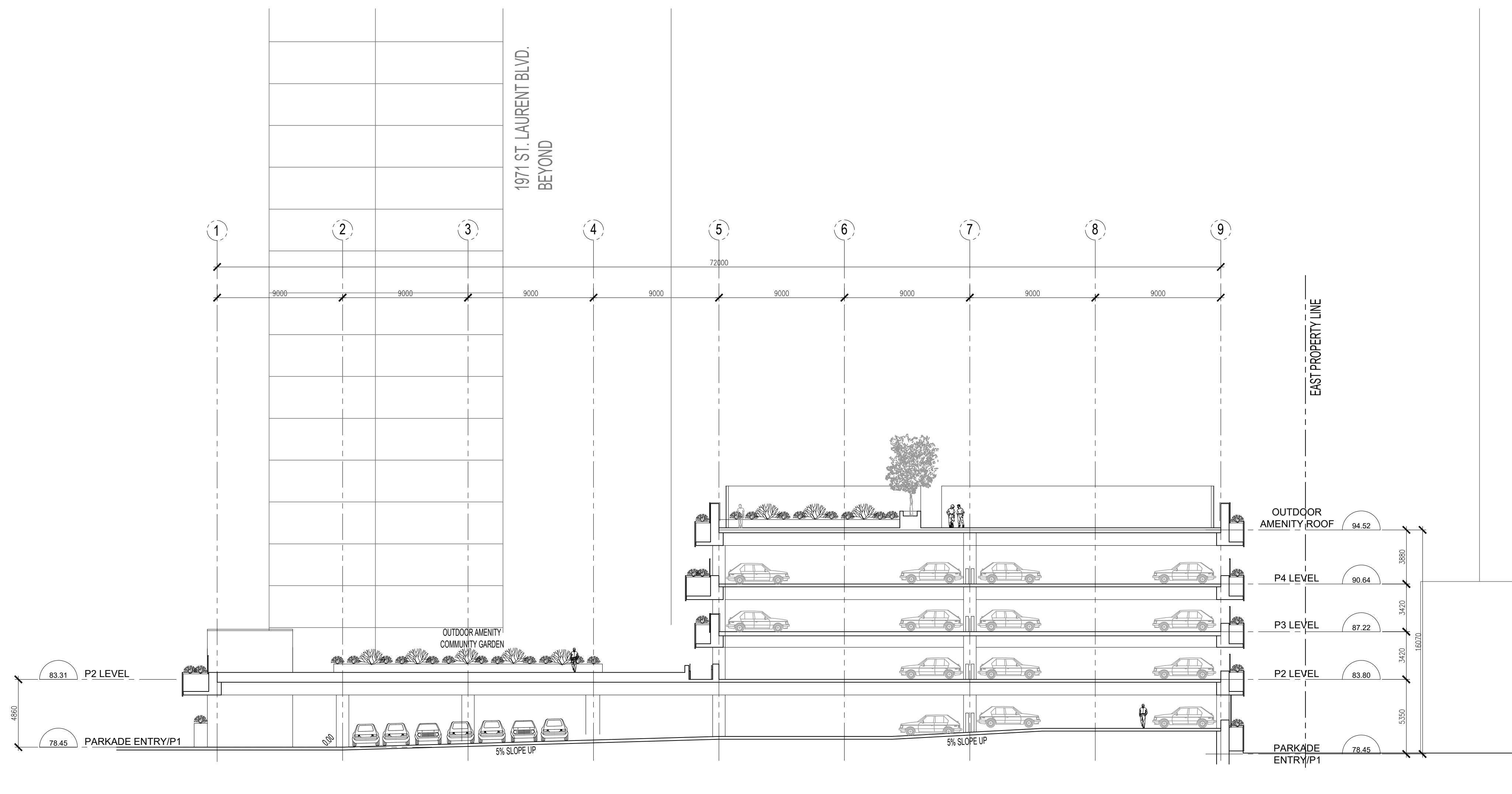
Contractor must check and verify all dimensions on the job and report any discrepancies to the Architect before proceeding with the work.  
 Do not scale the drawing.  
 This drawing contains copyright material belonging to the Architect.  
 This drawing was developed for a specific purpose; use for any other purpose is not permitted.  
 This drawing shall not be reproduced in whole or in part without the written approval of the Architect.  
 This drawing must be read in the context of all the other drawings which constitute the document.

**BUILDING SECTION**  
 SCALE: AS NOTED  
**PROPOSED MULTI-FAMILY RESIDENTIAL DEVELOPMENT**  
 1971 & 1975 ST. LAURENT BLVD.  
 OTTAWA, ONTARIO  
 FOR: STARLIGHT DEVELOPMENTS

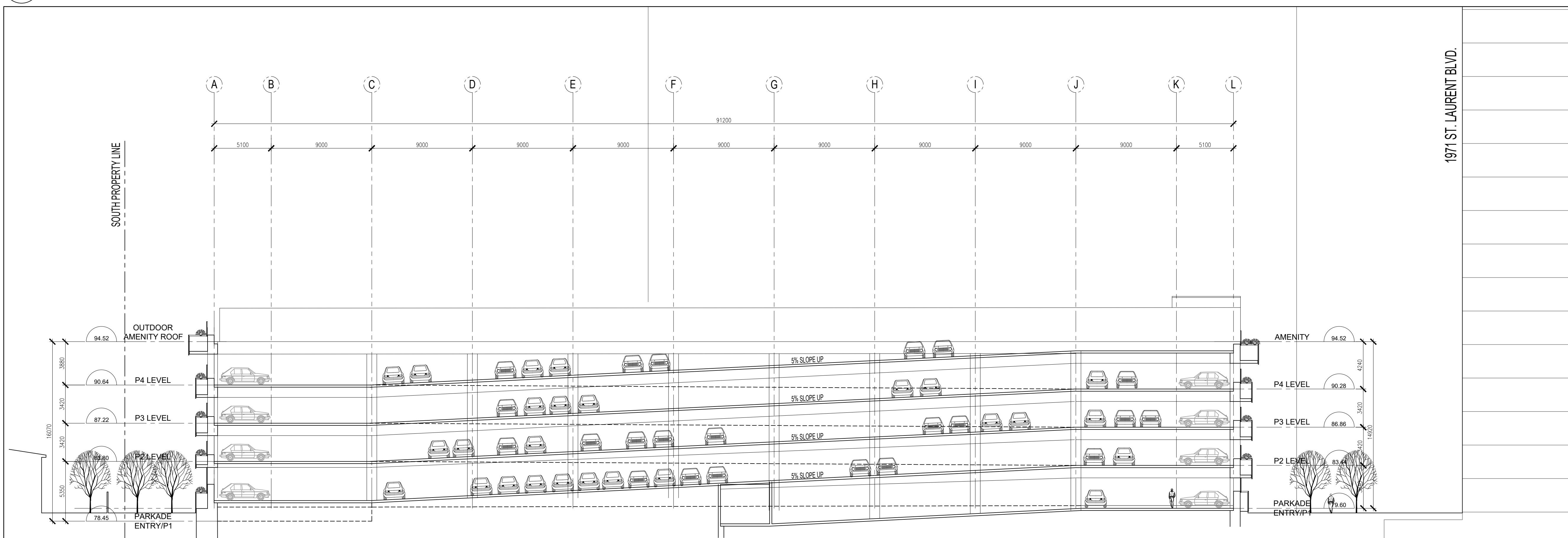
**PETROFF**  
 PETROFF PARTNERSHIP ARCHITECTS  
 260 TOWN CENTRE BLVD, SUITE 300  
 MARKHAM, ON L3R 8H8  
 PH: 905-470-7000 www.petroff.com

DRAWN BY:	PETROFF	PROJECT NO:	21740
CHECKED BY:	PETROFF	DWG. NO.:	A402
DATE:			
ISSUED:			





2 PARKADE - BUILDING CROSS-SECTION  
 A403 SCALE: 1:200



1 PARKADE - BUILDING CROSS SECTION  
 A403 SCALE: 1:200

NO.	REVISIONS	DATE	BY
3	ISSUED FOR SITE PLAN APPROVAL #2	MAR.21.2023	OH
2	ISSUED FOR SITE PLAN APPROVAL #1	FEB.09.2021	OH
1	ISSUED FOR CLIENT REVIEW	FEB.04.2021	OH

NO.	REVISIONS	DATE	BY

Contractor must check and verify all dimensions on the job and report any discrepancies to the Architect before proceeding with the work.  
 Do not scale the drawing.  
 This drawing contains copyright material belonging to the Architect.  
 This drawing was developed for a specific purpose; use for any other purpose is not permitted.  
 This drawing shall not be reproduced in whole or in part without the written approval of the Architect.  
 This drawing must be read in the context of all the other drawings which constitute the document.

PARKADE SECTIONS

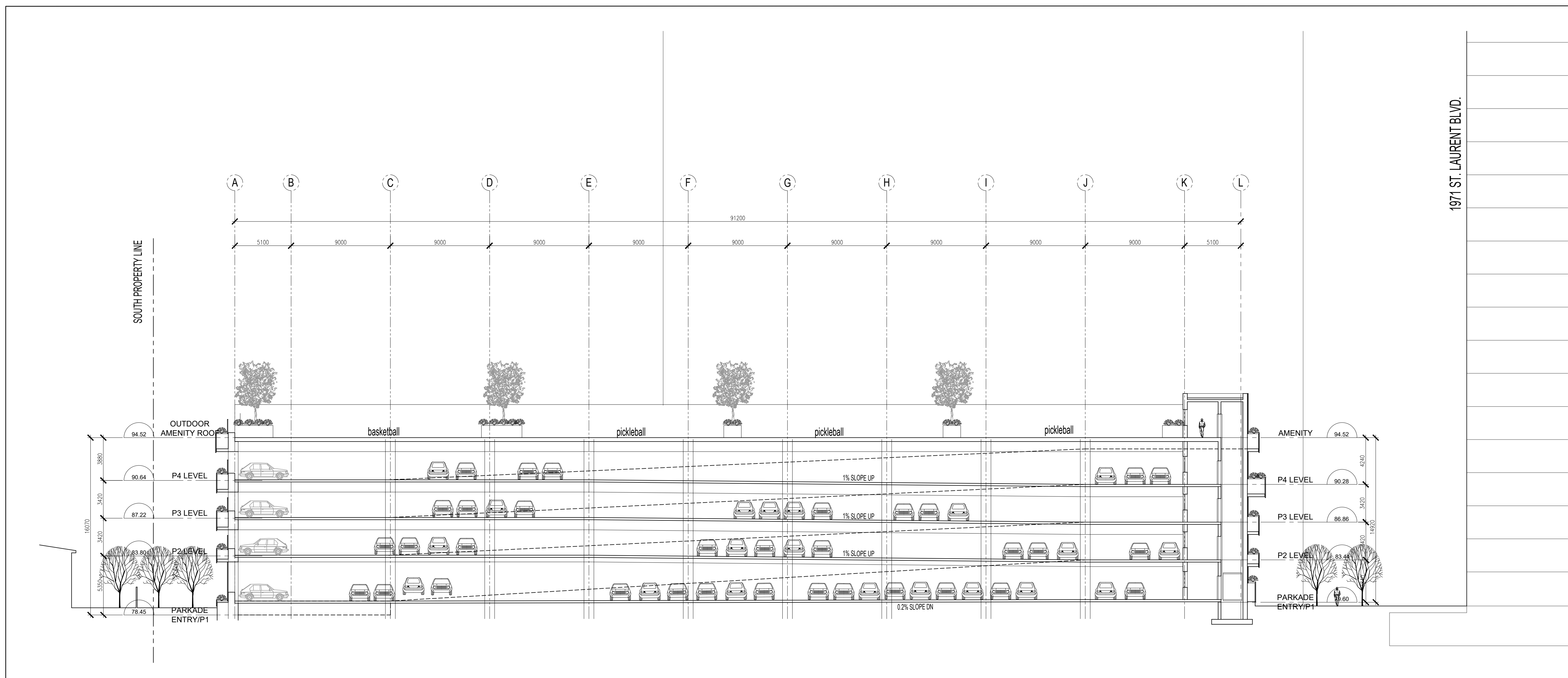
SCALE AS NOTED  
**PROPOSED MULTI-FAMILY RESIDENTIAL DEVELOPMENT**  
 1971 & 1975 ST. LAURENT BLVD.  
 OTTAWA, ONTARIO  
 FOR: STARLIGHT DEVELOPMENTS

**PETROFF**  
 PETROFF PARTNERSHIP ARCHITECTS  
 260 TOWN CENTRE BLVD, SUITE 300  
 MARKHAM, ON L3R 8H8  
 PH: 905-470-7000 www.petroff.com



DATE	BY	PROJECT NO.
	PETROFF	21740
	PETROFF	

A403



1 PARKADE - BUILDING CROSS-SECTION  
 A404 SCALE: 1:200


3	ISSUED FOR SITE PLAN APPROVAL #2	MAR. 21. 2023	OH
2	ISSUED FOR SITE PLAN APPROVAL #1	FEB. 09. 2021	OH
1	ISSUED FOR CLIENT REVIEW	FEB. 04. 2021	OH

NO.	REVISIONS	DATE	BY

Contractor must check and verify all dimensions on the job and report any discrepancies to the Architect before proceeding with the work.  
 Do not scale the drawing.  
 This drawing contains copyright material belonging to the Architect.  
 This drawing was developed for a specific purpose; use for any other purpose is not permitted.  
 This drawing shall not be reproduced in whole or in part without the written approval of the Architect.  
 This drawing must be read in the context of all the other drawings which constitute the document.

PARKADE SECTIONS  
 SCALE: AS NOTED  
**PROPOSED MULTI-FAMILY RESIDENTIAL DEVELOPMENT**  
 1971 & 1975 ST. LAURENT BLVD.  
 OTTAWA, ONTARIO  
 FOR: STARLIGHT DEVELOPMENTS

**PETROFF**  
PETROFF PARTNERSHIP ARCHITECTS  
 260 TOWN CENTRE BLVD, SUITE 300  
 MARKHAM, ON L3R 8H8  
 PH: 905-470-7000 www.petroff.com

DRAWN BY	PETROFF	PROJECT NO.	21740
CHECKED BY	PETROFF	DWG. NO.	A404
DATE			
ISSUED			