

LAYOUT NOTES:

- CONTRACTOR TO CONFIRM ALL DIMENSIONS AND REPORT ANY DISCREPANCIES TO CONTRACTOR ADMINISTRATOR PRIOR TO CONSTRUCTION.
- LAYOUT TO BE APPROVED BY CONTRACT ADMINISTRATOR PRIOR TO ANY CONSTRUCTION OF REMOVALS UNLESS OTHERWISE NOTED.
- CONTRACTOR IS RESPONSIBLE FOR ALL EXCAVATIONS, REMOVALS, DISPOSALS AND ROUGH GRADING AS REQUIRED TO CONSTRUCTION. ALL WORKS AS SHOWN ON ALL PLANS, DETAILS AND SPECIFICATIONS.
- LOCATION OF ALL UTILITIES SHOWN FOR ILLUSTRATION ONLY. CONTRACTOR MUST CONTACT ALL UTILITIES REGARDING RULES FOR WORKING IN THE AREA OF THE UTILITIES PRIOR TO COMMENCEMENT OF ANY WORK. CONTRACTOR MUST CONFIRM LOCATION OF ALL UTILITIES PRIOR TO CONSTRUCTION.
- ALL EXISTING ROADS, SIDEWALKS, CURBS, FENCING, PAVING, SOCCER RIGHT-OF-WAY, AND APPROACHES, ETC. TO REMAIN TO BE PROTECTED DURING CONSTRUCTION TO THE CITY OF OTTAWA STANDARDS AT THE CONTRACTOR'S OWN COSTS.
- ALL EXISTING TREES, SHRUB BEDS, MULCH BEDS AND SOO TO REMAIN TO BE PROTECTED DURING CONSTRUCTION TO CITY OF OTTAWA STANDARDS DURING CONSTRUCTION TO BE REPAIRED TO CITY OF OTTAWA STANDARDS AT THE CONTRACTOR'S OWN COST.
- CONTRACTOR TO LAYOUT PARKING AREAS TO ACHIEVE REQUIRED NUMBER OF STALLS IN EACH ROW. STALLS ARE 2650mm BY 5620mm DEEP (UNLESS OTHERWISE NOTED). CONTRACTOR TO REPORT ANY DISCREPANCIES TO CONTRACT ADMINISTRATOR PRIOR TO CONSTRUCTION.
- PARKING LOT ROWS TO BE LAID OUT PARALLEL TO BUILDING FACE. CONTRACTOR TO STAKE OUT PARKING ROWS AND SPACES FOR REVIEW AND APPROVAL BY PROJECT LANDSCAPE ARCHITECT PRIOR TO EXCAVATION.
- USE SPECIFIED BACKFILL IN ALL TRENCHES RUNNING BELOW ALL STRUCTURES, PAVING, WALKWAYS, ETC.
- REFER TO PLANTING PLAN L103 FOR LAYOUT OF ALL SHRUB BEDS AND TREES.
- ALL PAINTED PAVEMENT MARKING AND SIGNS SHOWN WITHIN LIMIT OF WORK & AS NOTED ON PLANS, TO BE INCLUDED IN WORK UNDER THIS CONTRACT.

- KEYNOTES:**
- OUTDOOR CHALKBOARD AND SIGN PANEL. REFER TO DETAIL 23/L200
  - LIMESTONE BOULDER SEAT. REFER TO DETAIL 22/L200
  - LOG STUMP SEAT. REFER TO DETAIL 20/L200
  - SHADE CANOPY. REFER TO DETAIL 20/L200
  - LANDSCAPE CURB DETAIL. REFER TO DETAIL 21/L200
  - CONCRETE FILLED BOLLARD. REFER TO SPECIFICATIONS.
  - BARBER CURB. REFER TO DETAIL 15/L200

- LEGEND:**
- CONCRETE
  - ENGINEERED FIBRE SAFETY SURFACE
  - LIGHT DUTY ASPHALT PAVING
  - HEAVY DUTY ASPHALT PAVING
  - DECIDUOUS TREE

1345 ROSEMOUNT AVENUE  
OTTAWA, ONTARIO, CANADA K1J 8J8  
TEL: 613-833-5041 FAX: 613-838-0338 WWW.ARCHITECTURE49.COM

CONSULTANT - SUB-CONSULTANT


CONSULTANT - SUB-CONSULTANT

CONSULTANT - SUB-CONSULTANT

CONSULTANT - SUB-CONSULTANT

CONSULTANT - SUB-CONSULTANT

CONSULTANT - SUB-CONSULTANT



CLIENT REF: E -  
PROJECT:  
**ÉCOLE ÉLÉMENTAIRE BARRHAVEN-MANOTICK**

KEY PLAN

COPYRIGHT:  
COPYRIGHT IN THIS ELECTRONIC DOCUMENT BELONGS TO ARCHITECTURE49 INC. THE ELECTRONIC DOCUMENT IS HEREBY FURNISHED TO THE CLIENT FOR THEIR USE ONLY. NO REPRODUCTION OR TRANSMISSION IN ANY FORM OR BY ANY MEANS, ELECTRONIC OR MECHANICAL, WITHOUT THE EXPRESS WRITTEN PERMISSION OF ARCHITECTURE49 INC. IS PERMITTED.

DISCLAIMER:  
THE CONTRACTOR SHALL CHECK AND VERIFY ALL DIMENSIONS AND UTILITY LOCATIONS AND REPORT ALL ERRORS AND OMISSIONS PRIOR TO COMMENCING WORK. THE DIMENSIONS MAY VARY SLIGHTLY.

ISSUED FOR: REVISION

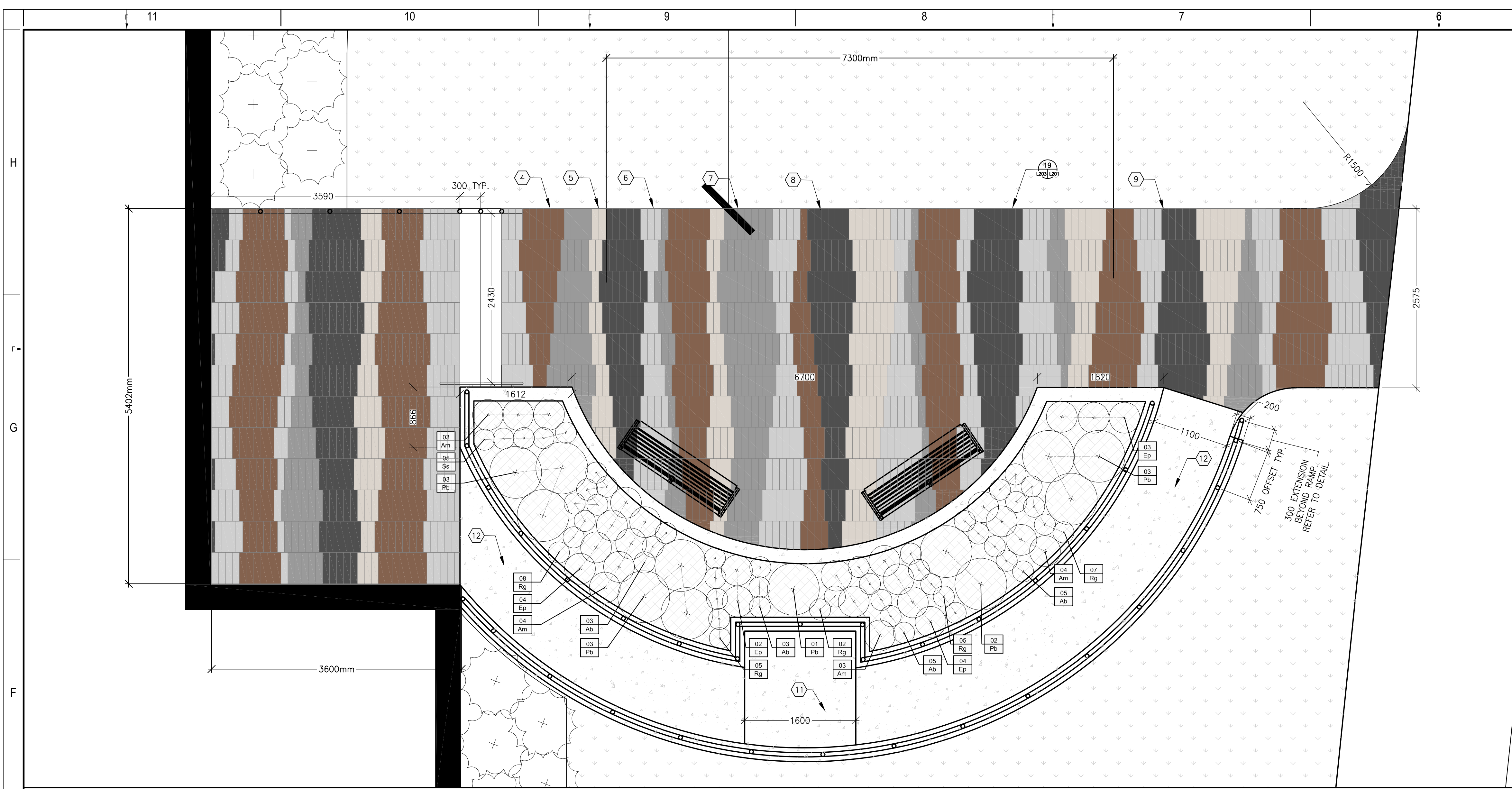
NO.	DATE	DESCRIPTION
10	26 SEP 2022	ISSUED FOR CONSTRUCTION
9	22 JUL 2022	REISSUED FOR SITE PLAN CONTROL
8	14 JUL 2022	ISSUED FOR ADDENDUM #8
7	30 JUN 2022	ISSUED FOR ADDENDUM #7
6	21 MAR 2022	ISSUED FOR BID AND PERMIT
5	14 JAN 2022	99% CD REVIEW
4	19 NOV 2021	85% CD REVIEW
3	24 SEP 2021	65% CD REVIEW
2	27 AUG 2021	RE-ISSUED FOR 30% CD REVIEW
1	04 AUG 2021	30% CD REVIEW

NO.	DATE	DESCRIPTION
10	26 SEP 2022	ISSUED FOR CONSTRUCTION
9	22 JUL 2022	REISSUED FOR SITE PLAN CONTROL
8	14 JUL 2022	ISSUED FOR ADDENDUM #8
7	30 JUN 2022	ISSUED FOR ADDENDUM #7
6	21 MAR 2022	ISSUED FOR BID AND PERMIT
5	14 JAN 2022	99% CD REVIEW
4	19 NOV 2021	85% CD REVIEW
3	24 SEP 2021	65% CD REVIEW
2	27 AUG 2021	RE-ISSUED FOR 30% CD REVIEW
1	04 AUG 2021	30% CD REVIEW

PROJECT NO: 219-0011401 DATE: MARCH 2022  
 ORIGINAL SCALE: AS NOTED IF THIS SCALE IS NOT THE SAME AS THE PLOTTING SCALE.  
 DESIGNED BY: JAH  
 DRAWN BY: SG  
 CHECKED BY: JAH  
 DISCIPLINE: LANDSCAPE  
 TITLE: ENLARGEMENT PLANS  
 SHEET NUMBER: L104  
 SHEET: 0  
 DATE OF: 0

**APPROVED**  
By Lily Xu at 12:09 pm, Nov 30, 2022


*Lily Xu*  
LILY XU, MCIP, RPP  
MANAGER, DEVELOPMENT REVIEW SOUTH  
PLANNING, INFRASTRUCTURE & ECONOMIC  
DEVELOPMENT DEPARTMENT, CITY OF OTTAWA



**6 NORTH EAST ENTRY ENLARGEMENT**

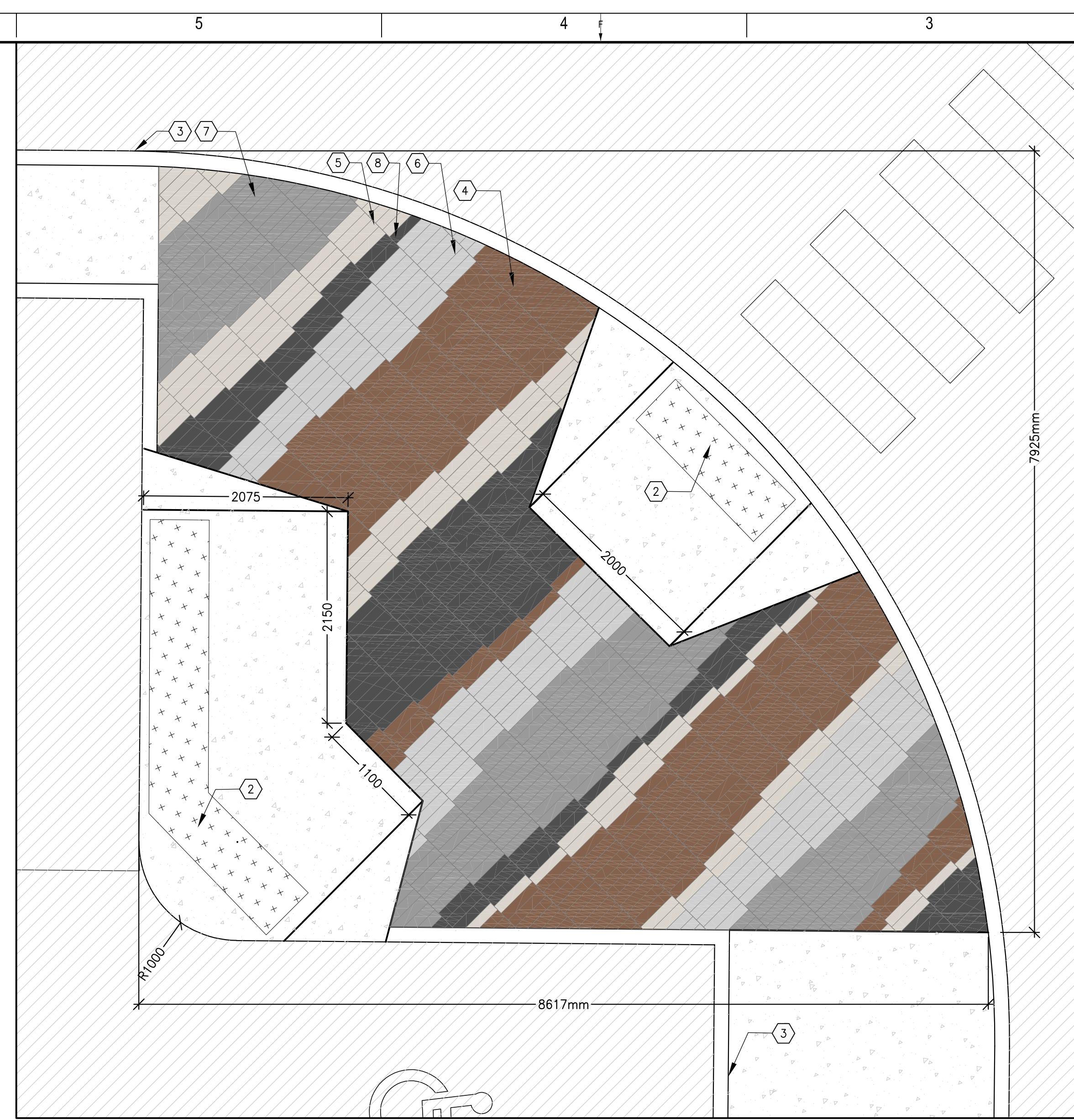
1:01 L105 1:35

KEY	QTY	BOTANICAL NAME	COMMON NAME	SPACING (mm) (75%)	SIZE	COMMENTS
<b>PERENNIALS</b>						
Ep	13	Echinacea purpurea 'PowWow White'	PowWow White Coneflower	450	2 gal.	PERENNIALS TO BE IN POTS. SOURCED IN SAME GROWING ZONE. ALL PERENNIALS SHOULD HAVE DENSE GROWTH, WELL ROOTED AND WITHOUT DEFECT. MIN ROOT ZONE VOLUME PER SHRUB: 5 CU. M.
Am	14	Achillea millefolium 'Crisse Queen'	Crisse Queen Yarrow	450	2 gal.	
Rg	27	Rudbeckia 'Goldquelle'	Goldquelle Coneflower	300	2 gal.	
Ab	21	Amorpha maritima 'Bloodstone'	Amorpha maritima 'Bloodstone'	300	2 gal.	
Pb	12	Hemerocallis 'Prarie Belle Daylily'	Prarie Belle Daylily	750	2 gal.	



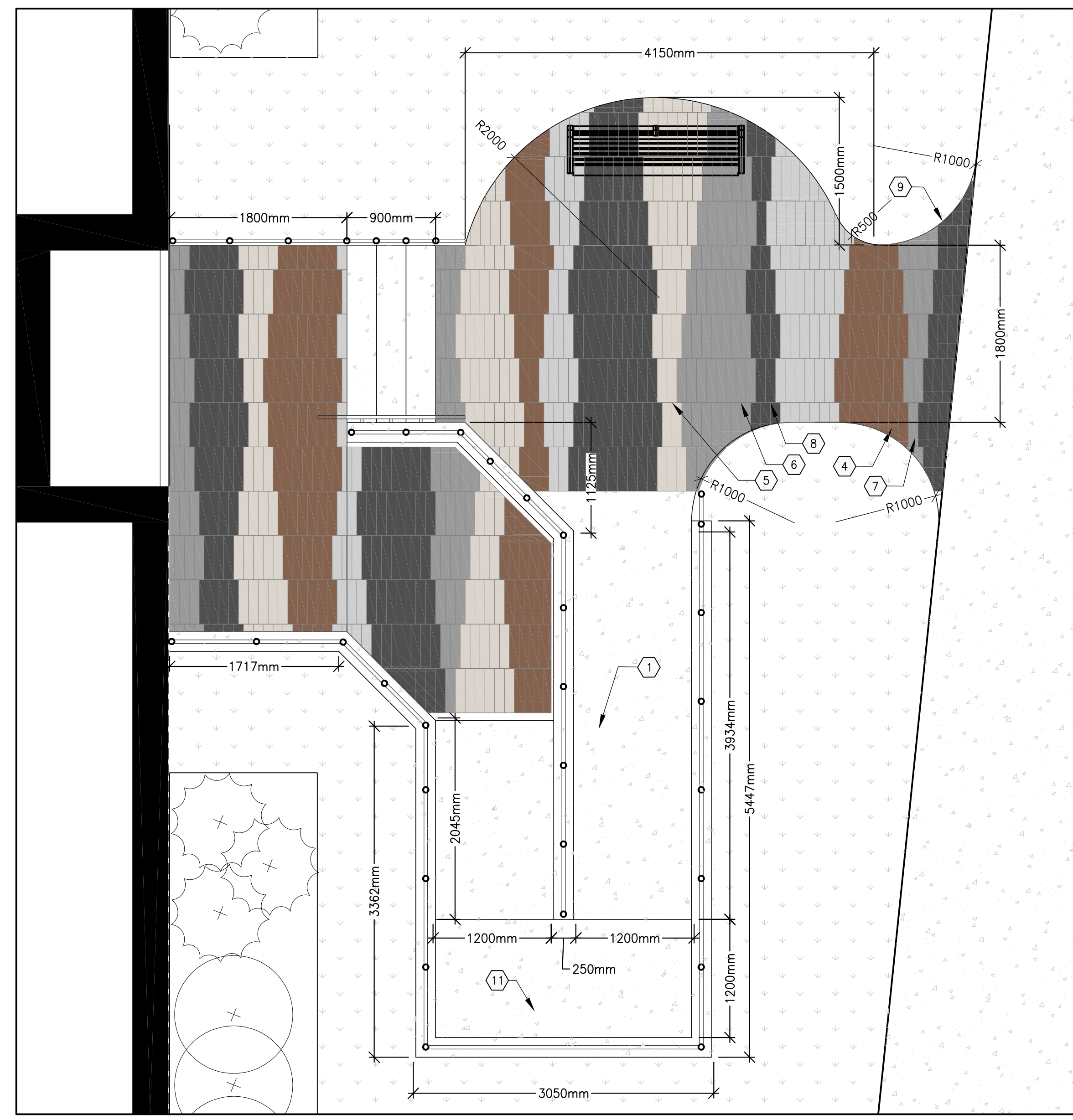
**8 NORTH ENTRY ENLARGEMENT**

1:01 L105 1:35



**7 PARKING LOT ISLAND ENLARGEMENT**

1:01 L105 1:35



**9 SOUTH EAST ENTRY ENLARGEMENT**

1:01 L105 1:35

**LAYOUT NOTES:**

- PAVING PATTERN TO BE APPROVED BY CONTRACT ADMINISTRATOR

**KEYNOTES:**

- CONCRETE ACCESS RAMP WITH 316 STAINLESS STEEL HAND RAIL. REFER TO DETAIL 33/L202.
- TACTILE WARNING SURFACE INDICATOR (TWSI)
- CONCRETE CURB
- TECHO-BLOC PAVERS, COLOUR: CHESTNUT BROWN
- TECHO-BLOC PAVERS, COLOUR: BEIGE CREAM
- TECHO-BLOC PAVERS, COLOUR: GREYED NICKEL
- TECHO-BLOC PAVERS, COLOUR: SHALE GREY
- TECHO-BLOC PAVERS, COLOUR: ONYX BLACK
- PAVER EDGING
- FLAG POLE
- CONCRETE LANDING
- CONCRETE ACCESS RAMP AND PLANTER WITH 316 STAINLESS STEEL HANDRAIL. REFER TO DETAIL 34/L202

**LEGEND:**

- CONCRETE
- ASPHALT
- SOD
- PLANTING BED

1345 ROSEMOUNT AVE  
OTTAWA, ONTARIO, CANADA, K1G 3E5  
TEL: 613-933-9044 FAX: 613-933-0222 WWW.ARCHITECTURE49.COM

CONSULTANT - SUB CONSULTANT

CONSULTANT - SUB CONSULTANT

CONSULTANT - SUB CONSULTANT

CONSULTANT - SUB CONSULTANT

CONSULTANT - SUB CONSULTANT

CONSULTANT - SUB CONSULTANT


CONSULTANT - SUB CONSULTANT

CONSULTANT - SUB CONSULTANT

CONSULTANT - SUB CONSULTANT

CONSULTANT - SUB CONSULTANT

CONSULTANT - SUB CONSULTANT



**Conseil des écoles publiques de l'Est de l'Ontario**

CLIENT REF # -

**ÉCOLE ÉLÉMENTAIRE BARRHAVEN - MANOTICK**

KEY PLAN

NO.	DATE	DESCRIPTION
1	04 AUG 2021	30% CD REVIEW
2	27 AUG 2021	60% CD REVIEW
3	24 SEP 2021	60% CD REVIEW
4	19 NOV 2021	85% CD REVIEW
5	14 JAN 2022	99% CD REVIEW
6	21 MAR 2022	ISSUED FOR BID AND PERMIT
7	14 JUL 2022	ISSUED FOR ADDENDUM 6
8	22 JUL 2022	REISSUED FOR SITE PLAN CONTROL
9	26 SEP 2022	ISSUED FOR CONSTRUCTION
10	17 OCT 2022	UPDATED FOR CITY COMMENTS

**DISCLAIMER:**  
THE CONTRACTOR SHALL CHECK AND VERIFY ALL DIMENSIONS AND UTILITIES CONDITIONS AND REPORT ALL DISCREPANCIES AND CHANGES PRIOR TO COMMENCING WORK. THE DRAWINGS NOT TO BE SCALED.

**ISSUED FOR REVIEW**

NO.	DATE	DESCRIPTION
1	04 AUG 2021	30% CD REVIEW
2	27 AUG 2021	60% CD REVIEW
3	24 SEP 2021	60% CD REVIEW
4	19 NOV 2021	85% CD REVIEW
5	14 JAN 2022	99% CD REVIEW
6	21 MAR 2022	ISSUED FOR BID AND PERMIT
7	14 JUL 2022	ISSUED FOR ADDENDUM 6
8	22 JUL 2022	REISSUED FOR SITE PLAN CONTROL
9	26 SEP 2022	ISSUED FOR CONSTRUCTION
10	17 OCT 2022	UPDATED FOR CITY COMMENTS

PROJECT NO: 219-0001-H21  
ORIGINAL SCALE: AS NOTED  
DESIGNED BY: JAH  
DRAWN BY: SG  
CHECKED BY: JAH  
DATE: MARCH 2022

**LANDSCAPE**

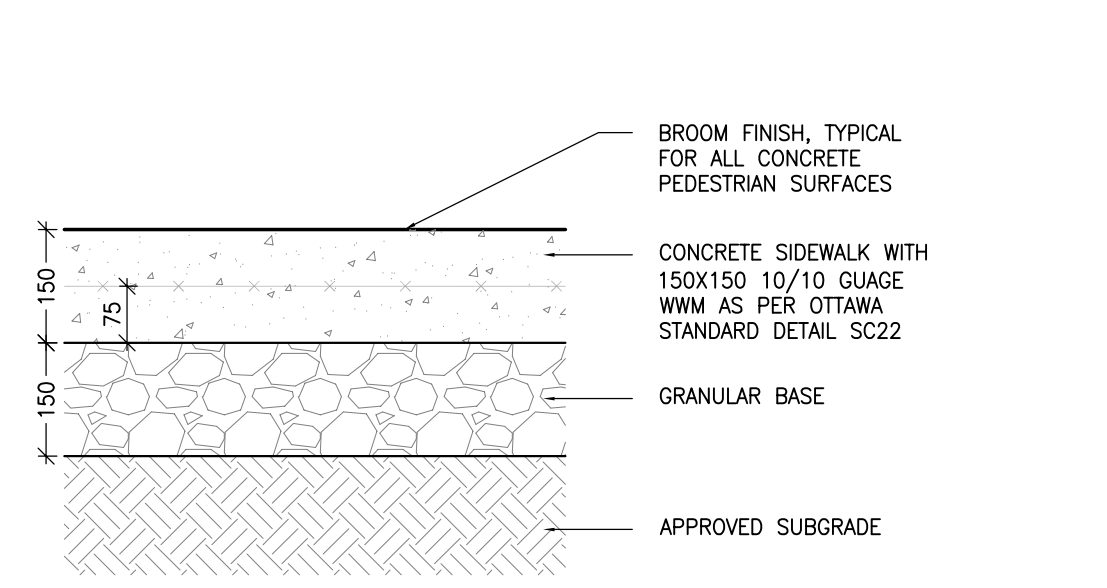
**ENLARGEMENT PLANS**

SHEET NUMBER: **L105**

DATE OF: 0

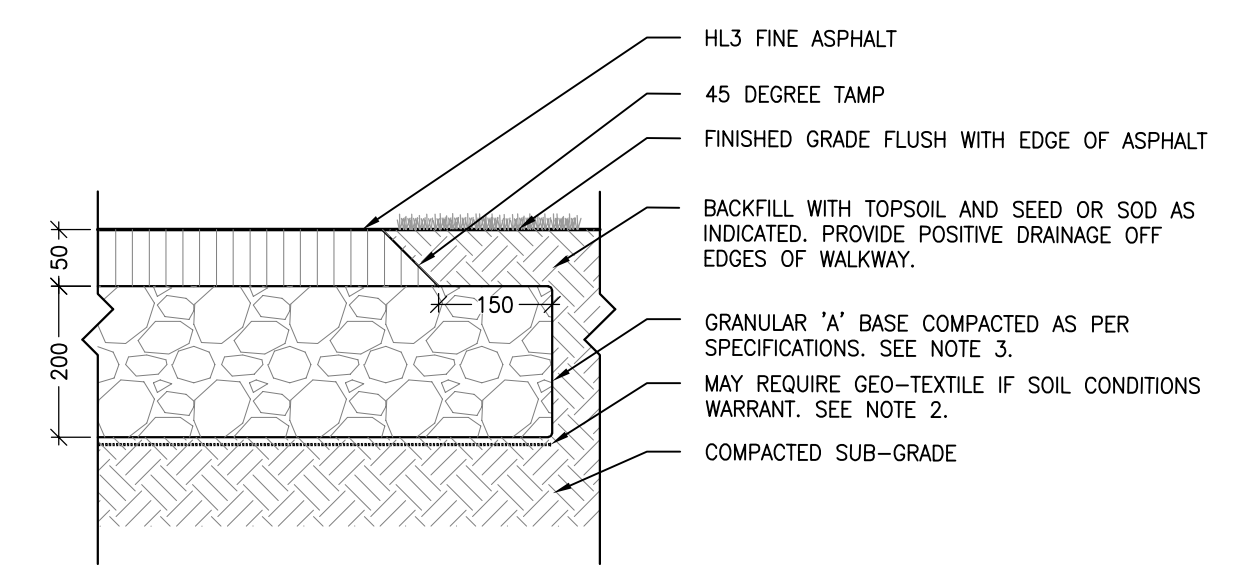
**APPROVED**  
By Lily Xu at 12:09 pm, Nov 30, 2022

LILY XU, MCIP, RPP  
MANAGER, DEVELOPMENT REVIEW SOUTH  
PLANNING, INFRASTRUCTURE & ECONOMIC  
DEVELOPMENT DEPARTMENT, CITY OF OTTAWA



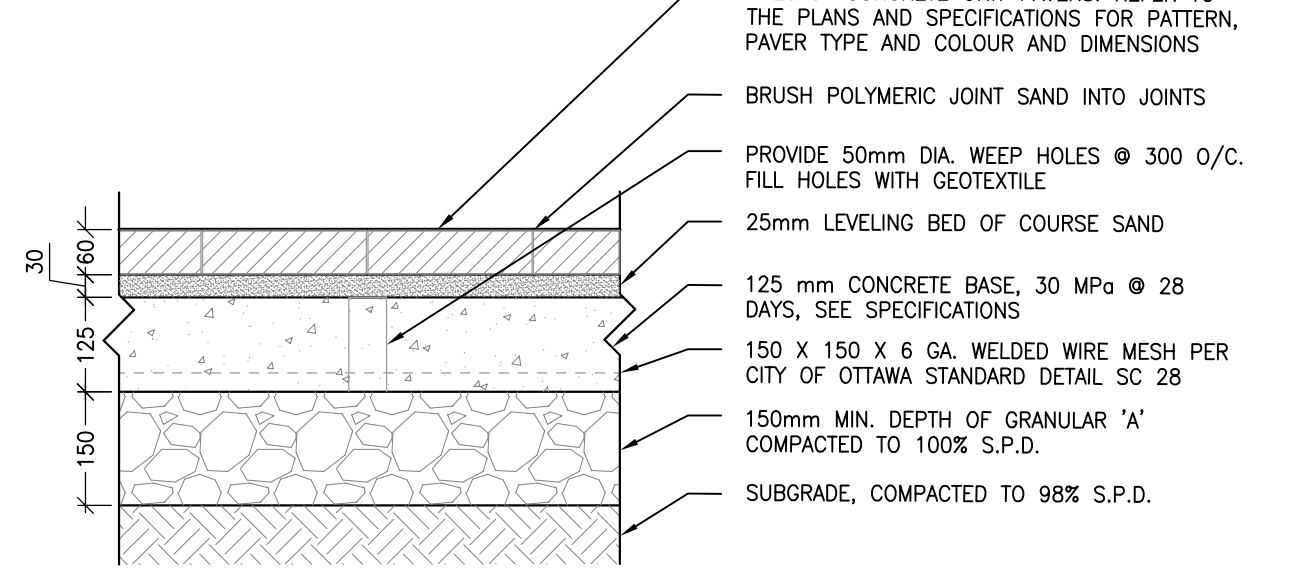
NOTES:  
1. PROVIDE EXPANSION JOINTS EVERY 6M AND AT EVERY LOCATION A CONCRETE SIDEWALK ADJUTS A ROAD SURFACE (E.G. CONCRETE CURB, WALL, ASPHALT PAVING) THE BIRMINGHAM EXPANSION JOINT TO BE THE WIDTH OF THE CONCRETE SIDEWALK AND HAVE A JOINT SEALANT AT THE SURFACE.  
2. PROVIDE CONTROL JOINTS EVERY 1.5m. CONTROL JOINT TO BE A SAW CUT JOINT AT A DEPTH OF 12.5mm.  
3. PROVIDE CONSTRUCTION JOINTS AS NECESSARY. CONSTRUCTION JOINT TO HAVE A BIRMINGHAM FILLER AND SEALANT AT THE SURFACE. JOIN BOTH SLABS WITH A SMOOTH, CRAGGED JOINT EXTENDING 75mm IN EACH DIRECTION.

10 TYP CONCRETE SIDEWALK  
1:10 L200



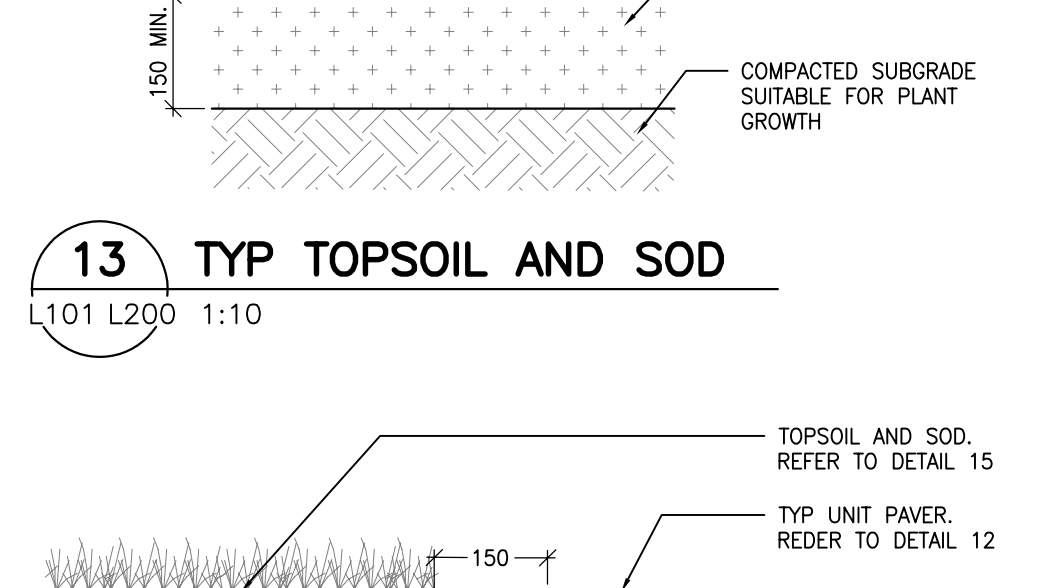
NOTES:  
1. CROSS SLOPE SIDEWALK 1 TO 2% IN DIRECTION OF NATURAL DRAINAGE TO PROVIDE POSITIVE DRAINAGE OFF ALL WALKS.  
2. APPROVED NON-WOVEN CLASS 1 GEOTEXTILE AS PER MS-22.15 WHEN WARRANTED BY SOIL CONDITION, SUBJECT TO APPROVAL BY THE CONTRACT ADMINISTRATOR.  
3. GRANULAR 'A' SHALL MEET THE REQUIREMENTS OF OPSS 1010.

11 TYP ASPHALT SIDEWALK  
1:10 L200



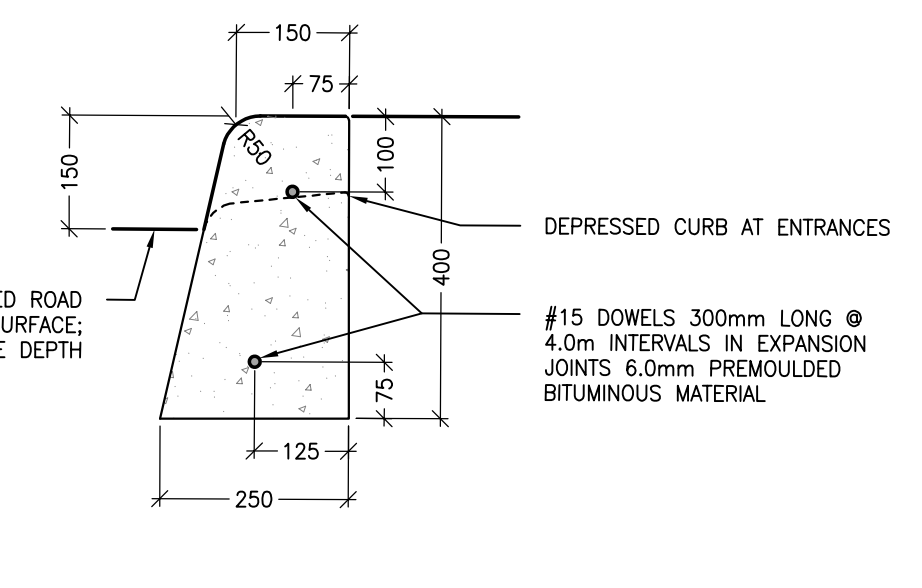
NOTES:  
1. ALL MEASUREMENTS ARE IN MILLIMETERS UNLESS OTHERWISE NOTED.  
2. PAVERS SHALL BE INSTALLED IN STRICT ACCORDANCE WITH THE MANUFACTURER'S RECOMMENDATIONS WITH TIGHT BUTT JOINTS OF APPROXIMATELY 3mm. ON A SAND BASE SAW CUT PAVERS AS REQUIRED. USE AN APPROVED MASONRY COMPACTOR IN A CIRCULAR PATTERN. SPRINKLE SAND OVER AREA TO PREVENT CHIPPING. FOR HEAVY MASONRY COMPACTOR BRUSH SAND INTO JOINTS AND SPRINKLE WITH WATER UNTIL JOINTS ARE FILLED.  
3. ALL DAMAGED OR CHIPPED PAVERS MUST BE REPLACED AT THE CONTRACTOR'S COST.  
4. REFER TO SPECIFICATIONS FOR EDGE RESTRAINTS. EDGE RESTRAINTS MUST BE APPROVED BY LANDSCAPE ARCHITECT PRIOR TO COMMENCING WORK. INSTALL WHERE UNIT PAVERS ABUT ANY SOFT SURFACE.  
5. EXCAVATE AND REMOVE ALL TOPSOIL AND UNDESIRABLE MATERIALS OFF SITE. SUBGRADE TO BE GRADED TO SIMILAR CONTOURS AS FINISHED GRADE. COMPACT SUBGRADE TO 95% S.P.D. PLACE 150mm LAYER OF GRANULAR 'A' COMPACTED TO 100% S.P.D.

12 TYP UNIT PAVER ON CONCRETE BASE  
1:10 L200



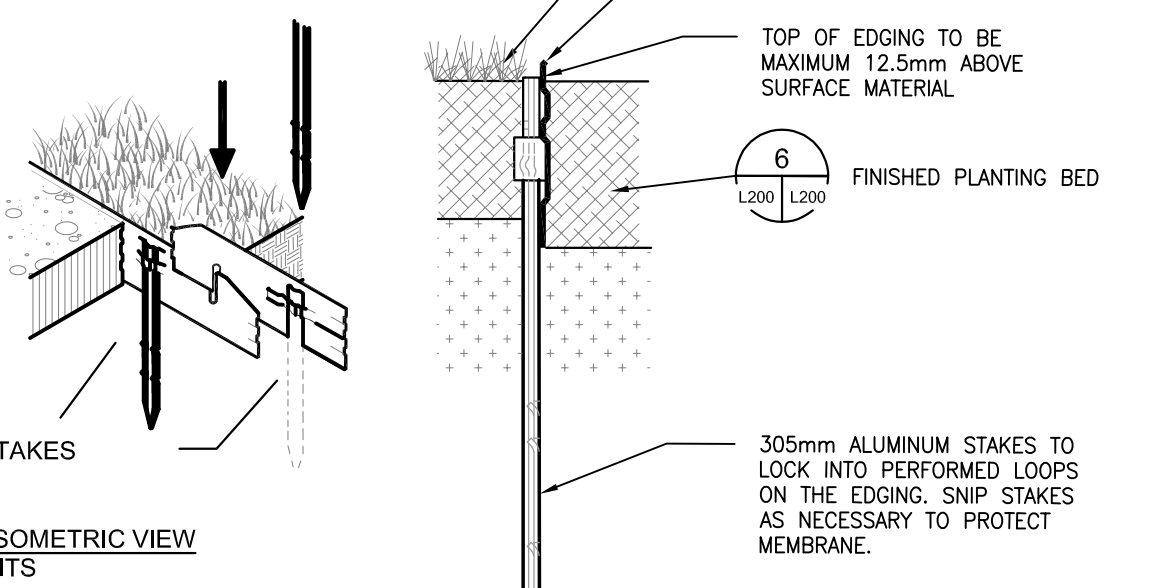
NOTES:  
1. THE FULL CURB DEPTH SHALL BE CARRIER THROUGH THE DEPRESSED ACCESS CROSSING.  
2. A CONCRETE SUPPORT IS REQUIRED WHEN BUILT ADJACENT TO THE SIDEWALK.  
3. IF AN EXTRUSION CURBING MACHINE IS USED, THE EXPANSION BITUMINOUS MATERIAL AND THE #15 DOWELS ARE TO BE PLACED AT THE END OF THE EXTRUSION.  
4. DAMPY JOINTS SHALL BE 25mm DEEP, FRONT, BACK AND TOP OF SECTION AT 2m SPACING.  
5. FOR DEPRESSED CURB AT ENTRANCES USE 250mm HEIGHT.  
6. DEPRESSED CURB HEIGHT - FOR PEDESTRIAN CURB RAMPS 0 TO 6mm AND FOR PRIVATE ENTRANCES 0 TO 25mm.

13 TYP TOPSOIL AND SOD  
1:10 L200



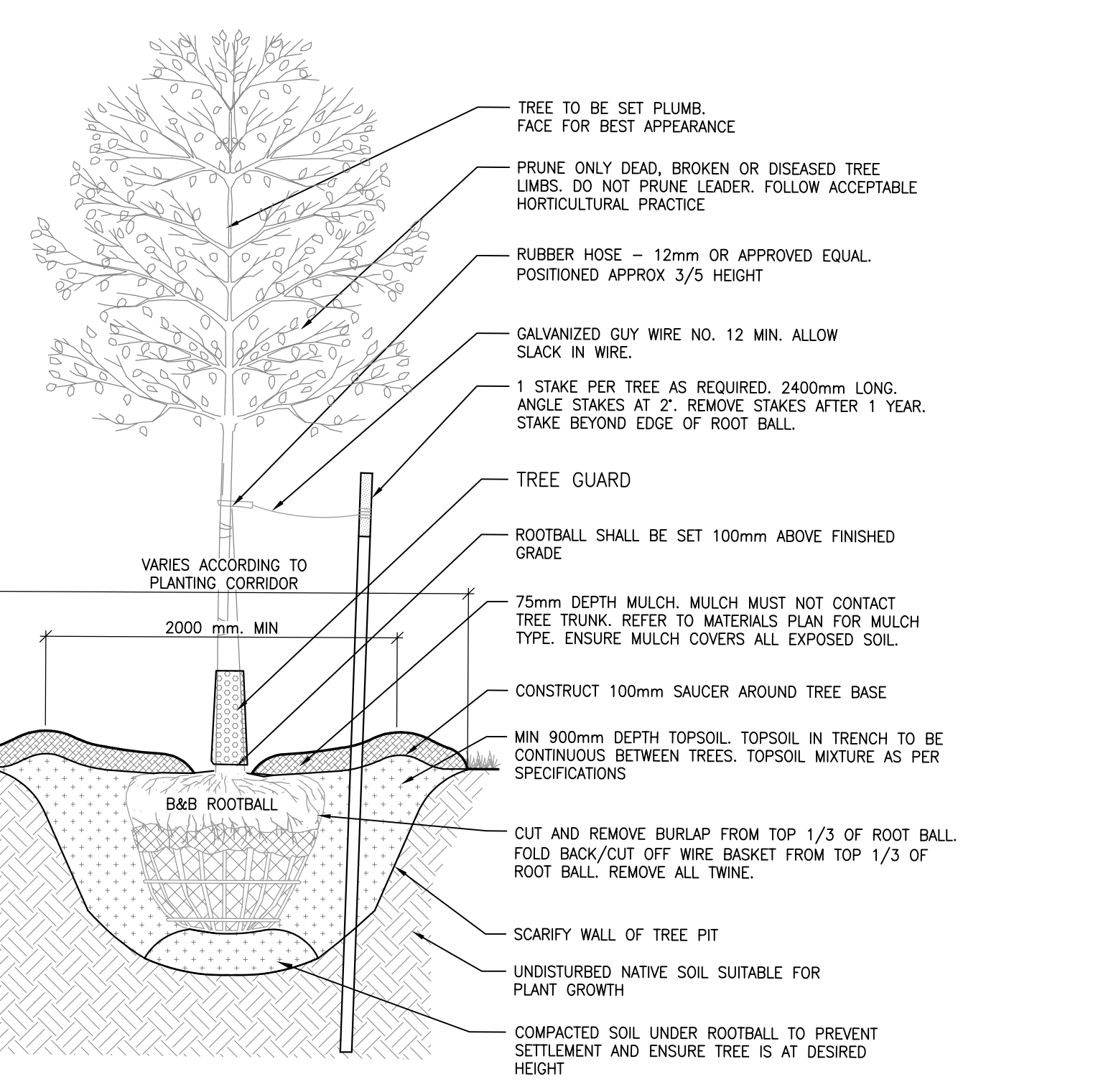
NOTES:  
1. THE FULL CURB DEPTH SHALL BE CARRIER THROUGH THE DEPRESSED ACCESS CROSSING.  
2. A CONCRETE SUPPORT IS REQUIRED WHEN BUILT ADJACENT TO THE SIDEWALK.  
3. IF AN EXTRUSION CURBING MACHINE IS USED, THE EXPANSION BITUMINOUS MATERIAL AND THE #15 DOWELS ARE TO BE PLACED AT THE END OF THE EXTRUSION.  
4. DAMPY JOINTS SHALL BE 25mm DEEP, FRONT, BACK AND TOP OF SECTION AT 2m SPACING.  
5. FOR DEPRESSED CURB AT ENTRANCES USE 250mm HEIGHT.  
6. DEPRESSED CURB HEIGHT - FOR PEDESTRIAN CURB RAMPS 0 TO 6mm AND FOR PRIVATE ENTRANCES 0 TO 25mm.

14 TYP UNIT PAVER EDGE RESTRAINT  
1:10 L200



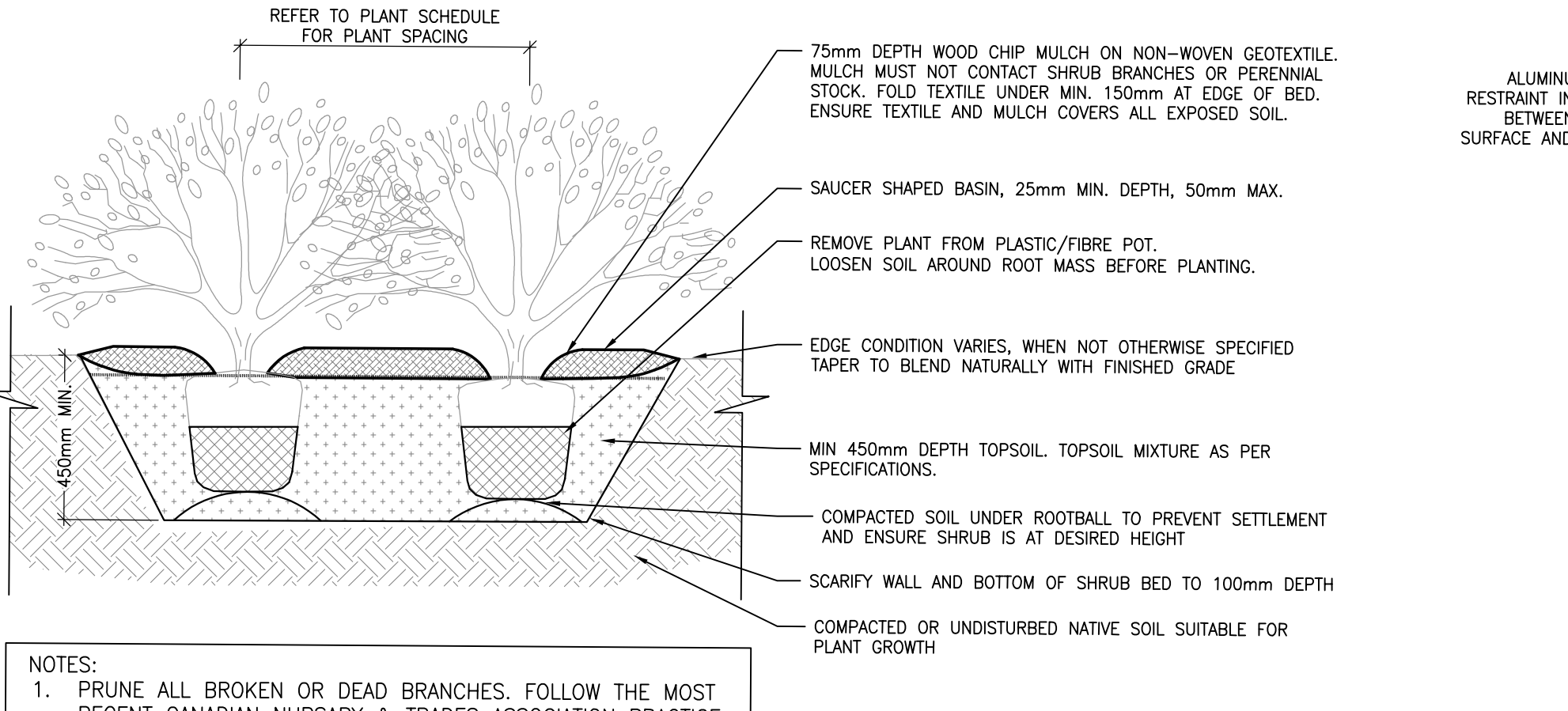
NOTES:  
1. INSTALL AS PER MANUFACTURER'S GUIDELINES.  
2. 2.5m SECTIONS TO INCLUDE (3) ALUMINUM STAKES; 4.75m FOR CORNERS. CUT BASE EDGING UP HALFWAY AND FORM A CONTINUOUS CORNER.  
3. 35mm ALUMINUM STAKES TO LOCK INTO PERFORMED LOOPS ON THE EDGING. SAW STAKES AS NECESSARY TO PROTECT MEMBRANE.

15 CONCRETE BARRIER CURB  
1:10 L200



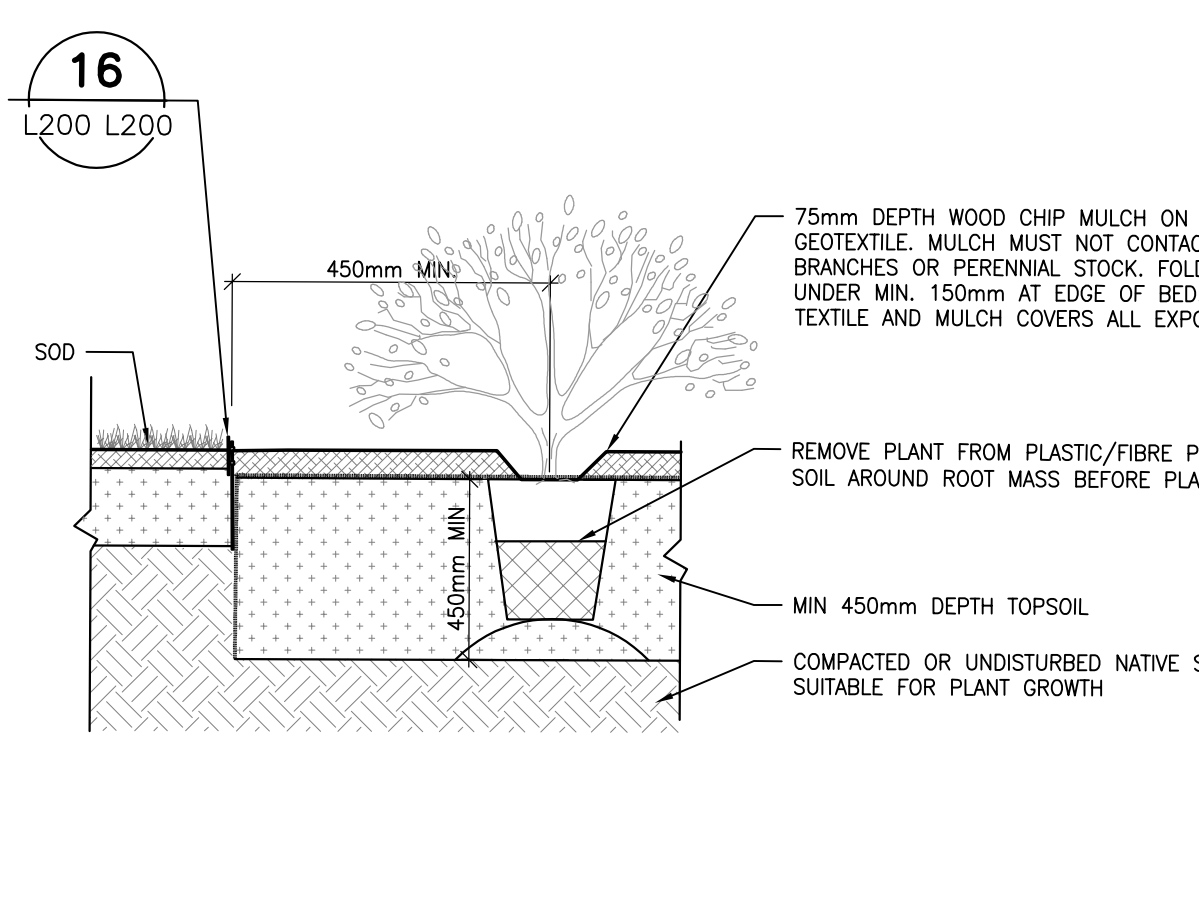
NOTES:  
1. IF MINIMUM UTILITY SETBACKS PERMIT, POSITION TREE STAKES INTO DIRECTION OF PREVAILING WINDS.  
2. ALL TREE STAKES TO MAINTAIN MINIMUM 1.0m CLEARANCE FROM ALL U/G POWER, TELEPHONE AND GAS ALIGNMENTS.  
3. DIG ALL ROOT HOLES BY HAND WHEN CLOSER THAN 1.0m TO U/G POWER, TELEPHONE AND GAS ALIGNMENTS.

17 TYP TREE PLANTING DETAIL  
1:20 L200



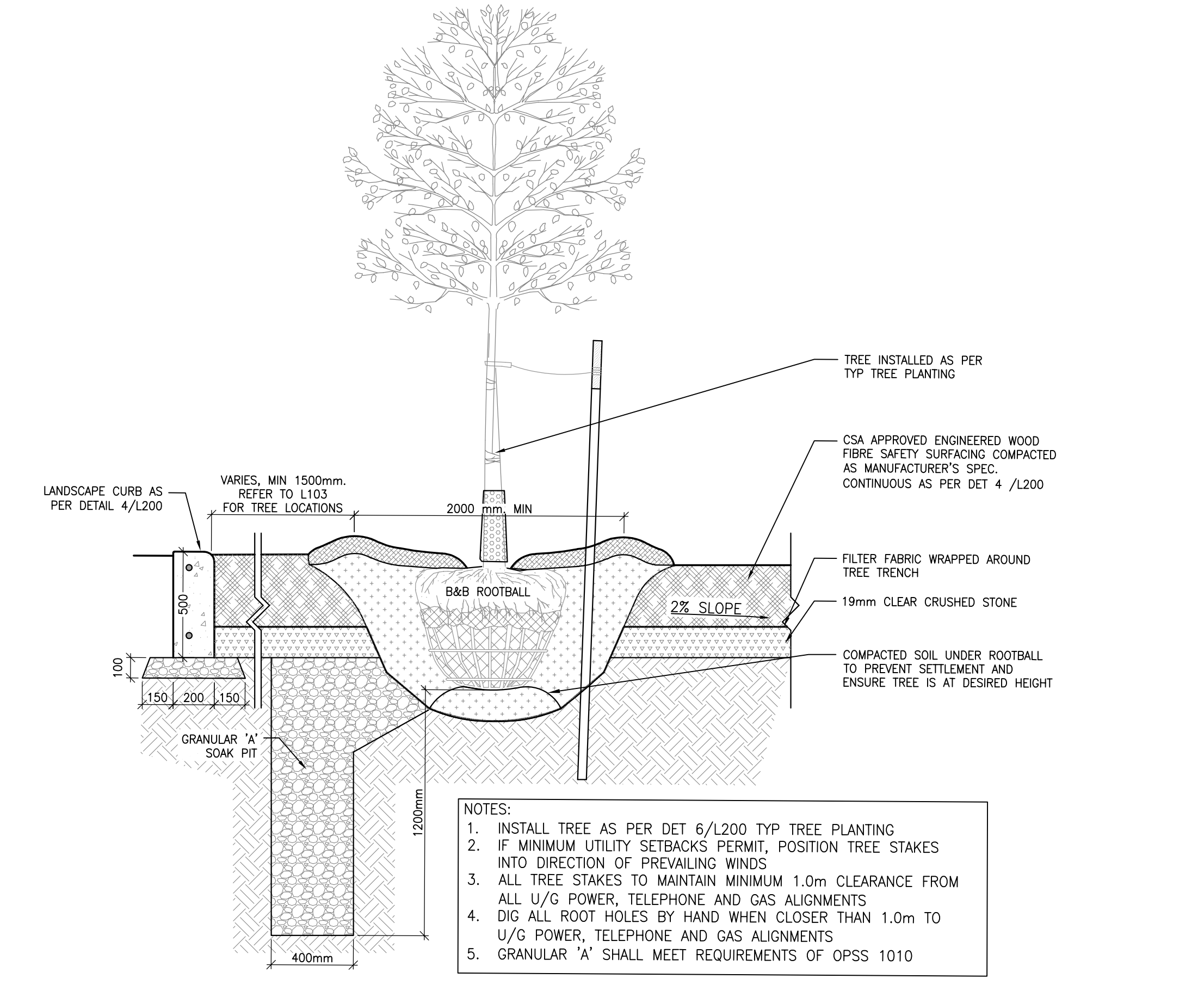
NOTES:  
1. PRUNE ALL BROKEN OR DEAD BRANCHES. FOLLOW THE MOST RECENT CANADIAN NURSERY & TRADES ASSOCIATION PRACTICE.  
2. PLANT PIT SHALL BE DIA. TWICE DIAMETER OF THE ROOT BALL.  
3. SCARIFY COMPACTED SUBGRADE TO 150mm DEPTH.  
4. FACE PLANTS FOR BEST APPEARANCE.  
5. STAGGER PLANTING SUCH THAT ALL PLANTS ARE EQUALLY SPACED FROM EACH OTHER AS SPECIFIED IN PLANT LIST.  
6. PLANTING BED TO BE CONTINUOUS 900mm DEPTH WHEN PLANTED WITH TREES.

18 TYP SHRUB PLANTING DETAIL  
1:20 L200

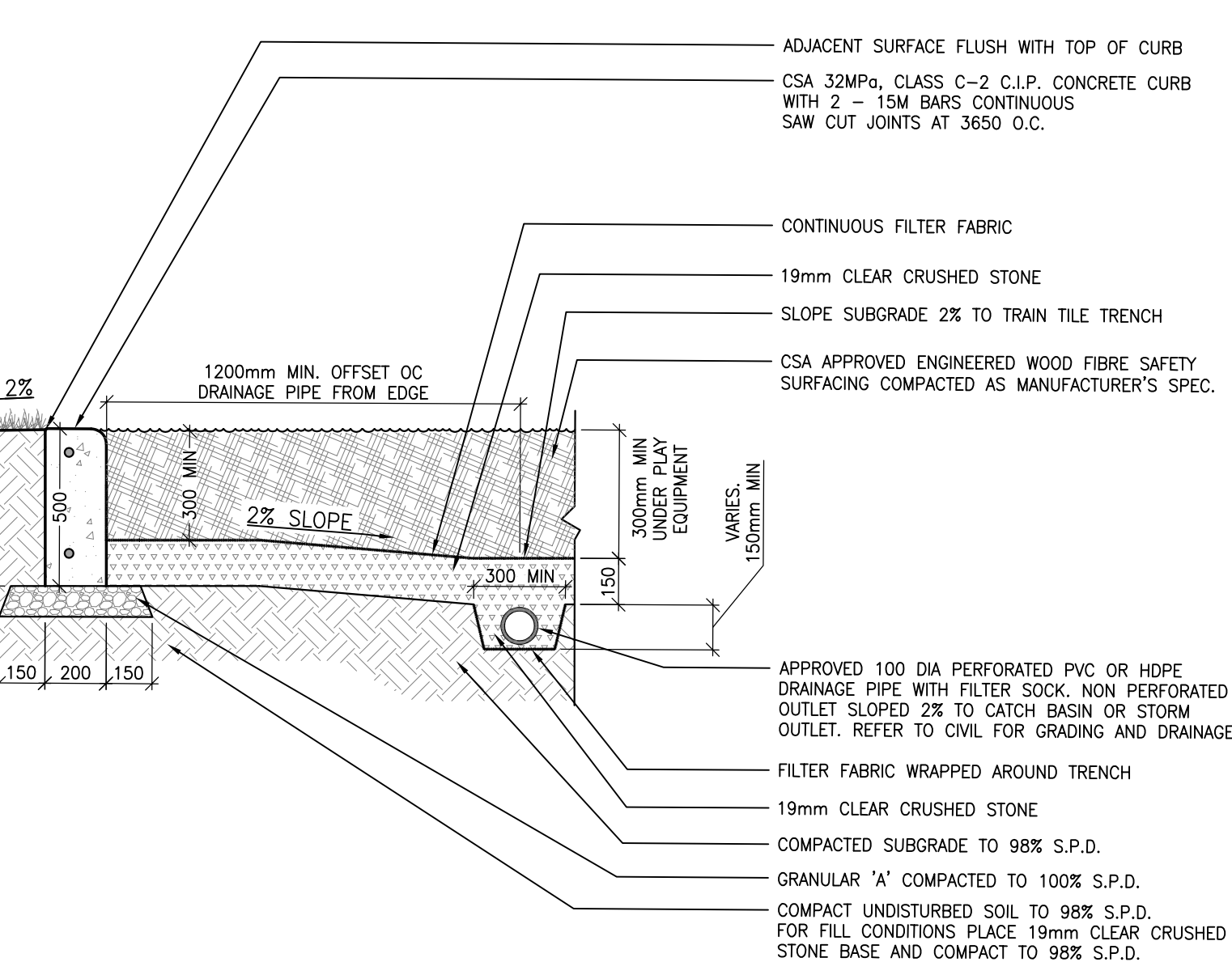


NOTES:  
1. ALL SPECIFICATIONS FROM DETAIL 2/L200 PLANTING APPLY. IN CASE OF CONFLICT, 2/L200 SHOULD BE TAKEN AS CORRECT.  
2. PLANT PIT SHALL BE DIA. TWICE DIAMETER OF THE ROOT BALL.  
3. PLANT BED TO BE CONTINUOUS. MIN 900mm DEPTH WHEN PLANTED WITH TREES. REFER TO DETAIL 1 TYP. TREE PLANTING.  
4. SCARIFY SUBGRADE TO 150mm DEPTH.

19 PLANTING BED AND ALUMINUM EDGE DETAIL  
1:20 L200

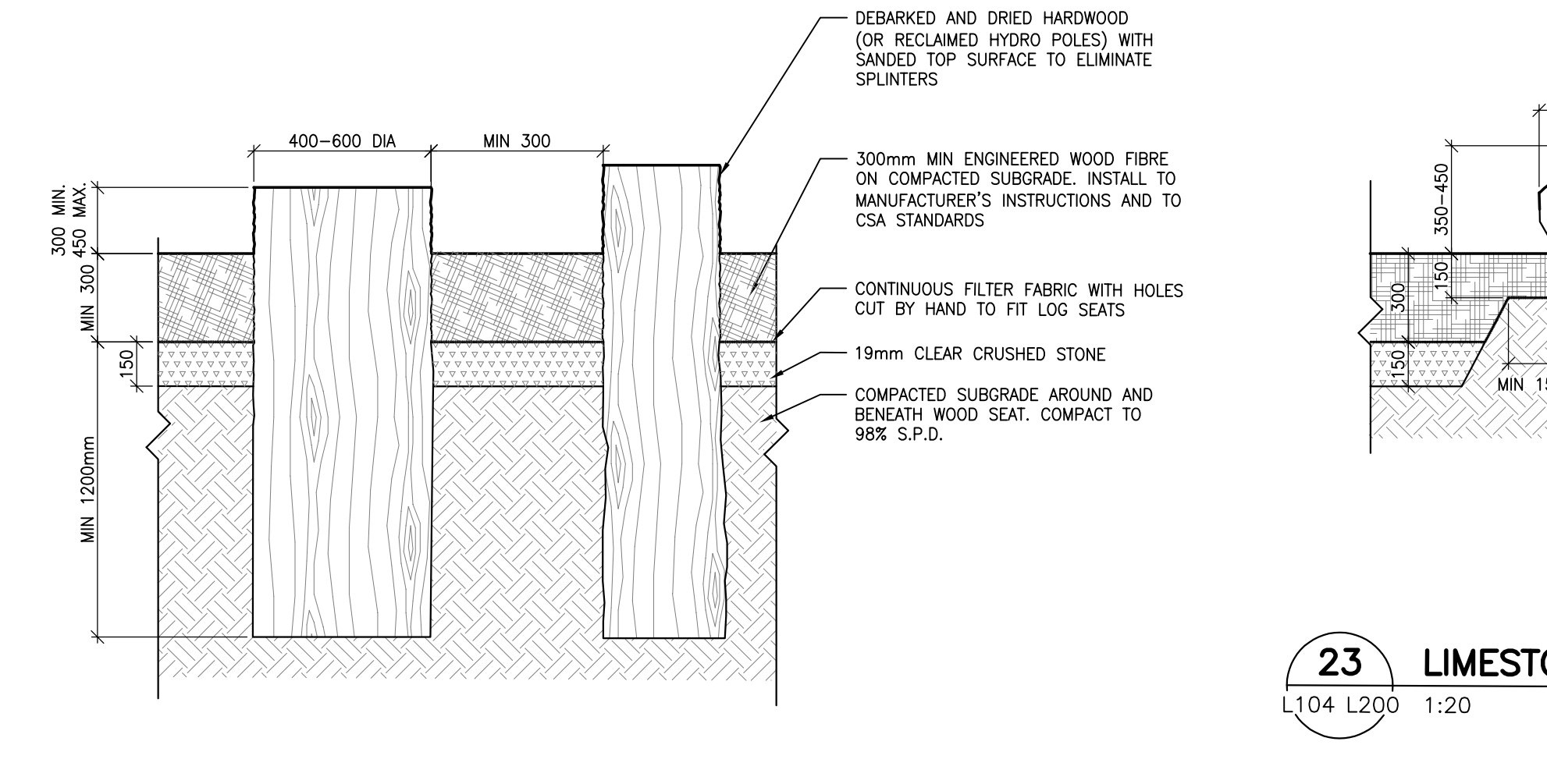


20 TREE PLANTING WITHIN PLAY AREA  
1:20 L200

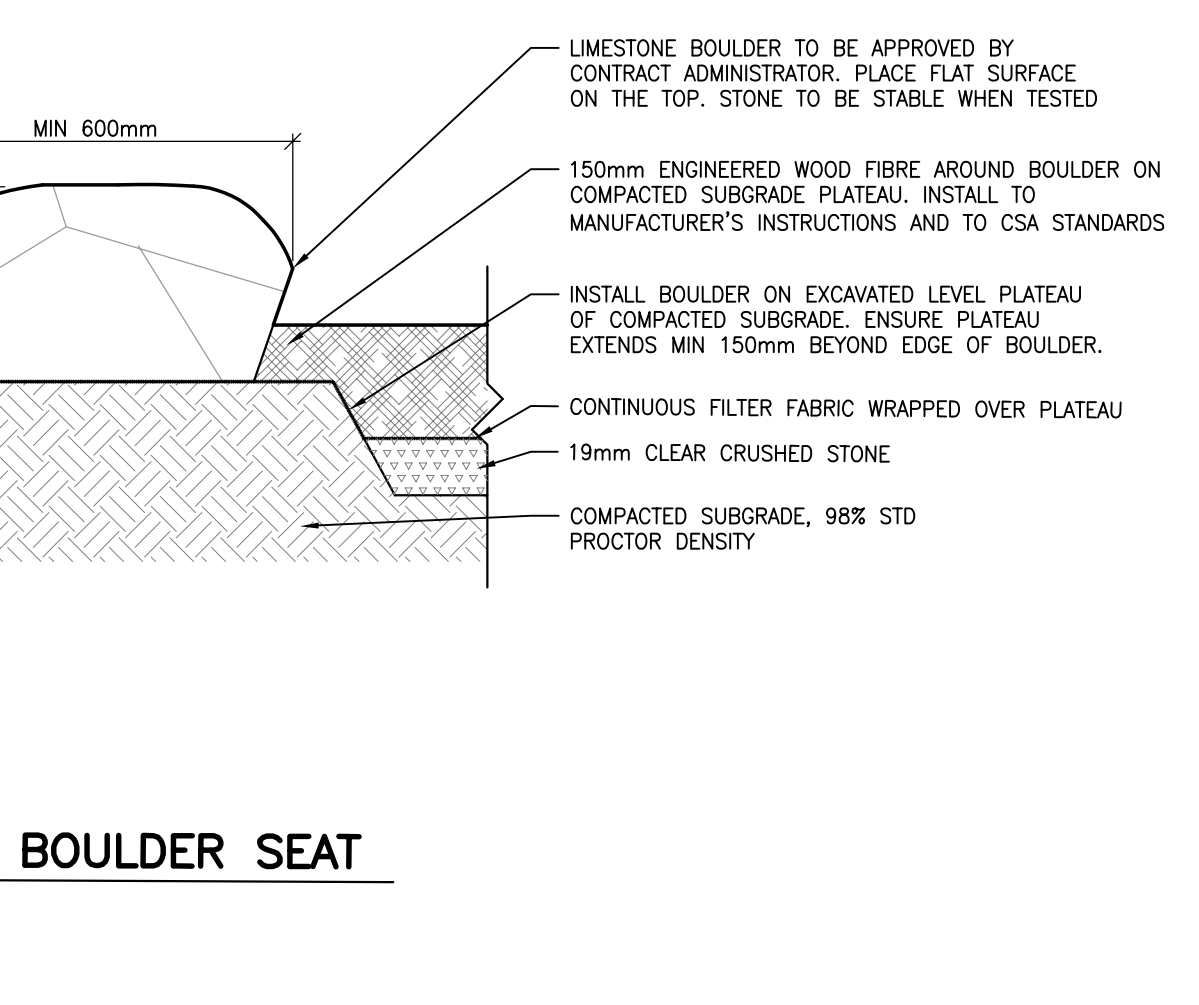


NOTES:  
1. PLAY AREA SURFACE DEPTH AS PER CSA REQUIREMENTS.  
2. 100 DIA RIGID PVC OR HDPE PIPE CONNECTION FROM PLAYGROUND CURB TO CATCH BASIN. REFER TO CIVIL FOR CATCH BASIN LOCATIONS.  
3. FILTER FABRIC SHALL BE APPROVED NON-WOVEN CLASS 1 GEOTEXTILE.  
4. 19mm CLEAR STONE SHALL MEET THE REQUIREMENTS OF OPSS 1004.  
5. ENGINEERED WOOD FIBRE TO COMPLY WITH ASTM F 1292, ASTM 2075, ASTM 1951  
6. GRANULAR 'A' SHALL MEET THE REQUIREMENTS OF OPSS 1010


21 LANDSCAPE CURB DETAIL  
1:20 L200



22 LOG STUMP SEAT  
1:20 L200



23 LIMESTONE BOULDER SEAT  
1:20 L200



ÉCOLE ÉLÉMENTAIRE BARRHAVEN - MANOTICK

COPYRIGHT: THIS ELECTRONIC DOCUMENT BELONGS TO ARCHITECTURE 49. THIS ELECTRONIC DOCUMENT IS THE PROPERTY OF ARCHITECTURE 49. IT IS NOT TO BE REPRODUCED OR TRANSMITTED IN ANY FORM OR BY ANY MEANS, ELECTRONIC OR MECHANICAL, WITHOUT THE EXPRESS WRITTEN PERMISSION OF ARCHITECTURE 49.

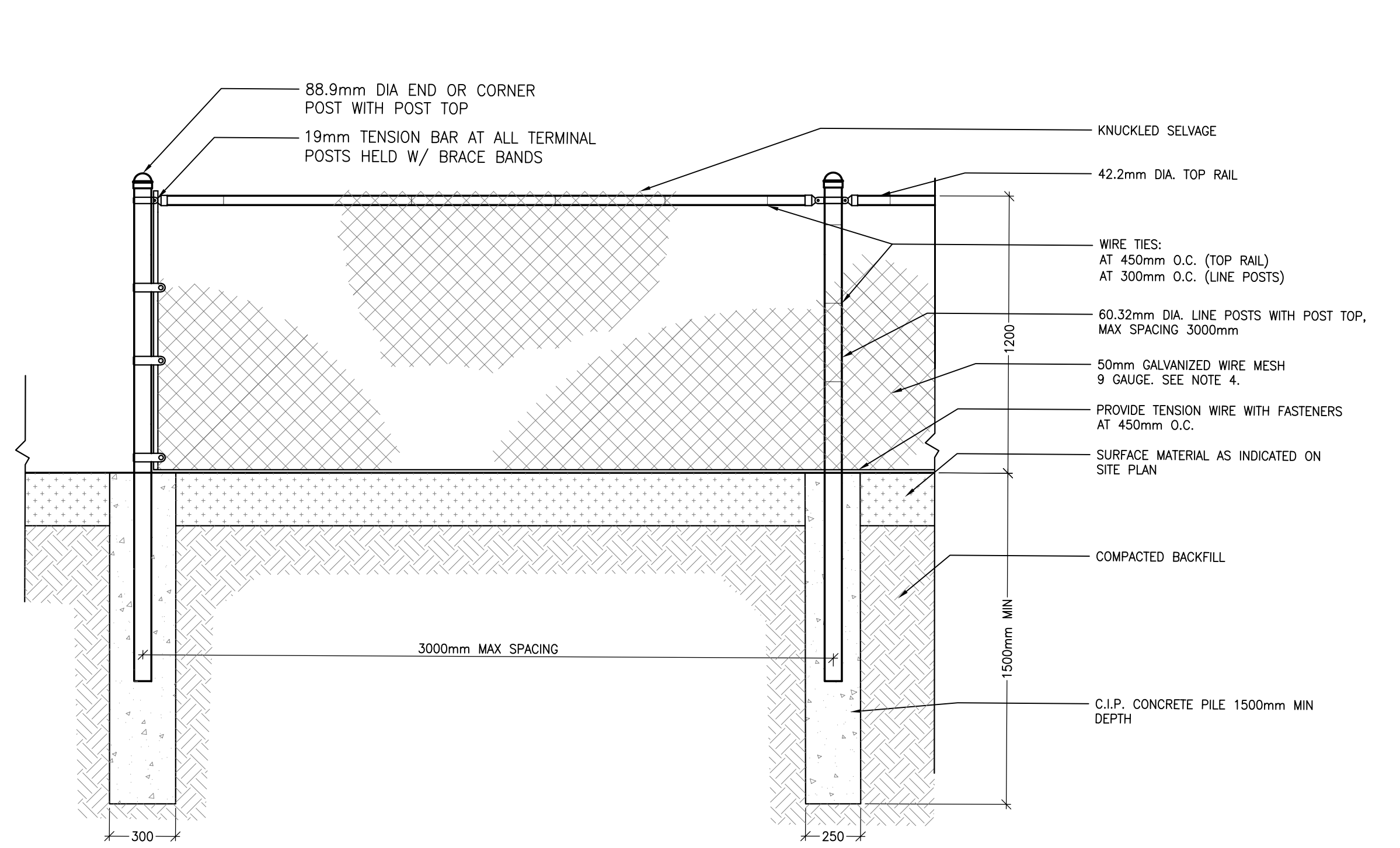
REVISIONS:  
THE CONTRACTOR SHALL CHECK AND VERIFY ALL DIMENSIONS AND UTILITY LOCATIONS AND REPORT ALL DISCREPANCIES AND CORRECTIONS PRIOR TO COMMENCING WORK. THE DIMENSIONS ARE TO BE AS SHOWN.

Table with columns: REV. NO., DATE, DESCRIPTION. Includes revision history for construction and permit stages.

Table with columns: NO., DATE, DESCRIPTION. Includes project information, sheet number (L200), and date of issue.

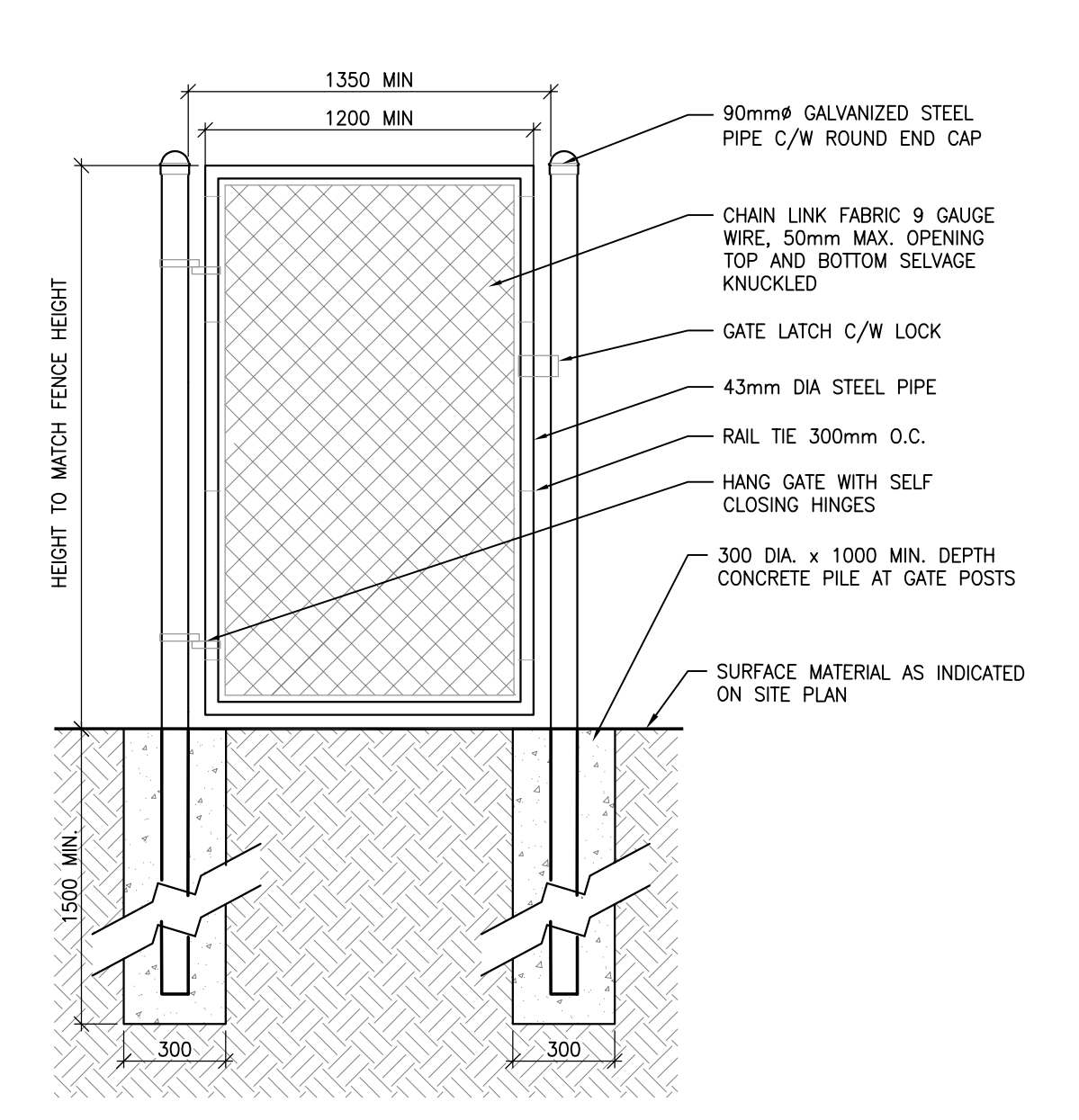
APPROVED  
By Lily Xu at 12:09 pm, Nov. 30, 2022

LILY XU, MCIIP, RPP  
MANAGER, DEVELOPMENT REVIEW SOUTH  
PLANNING, INFRASTRUCTURE & ECONOMIC  
DEVELOPMENT DEPARTMENT, CITY OF OTTAWA

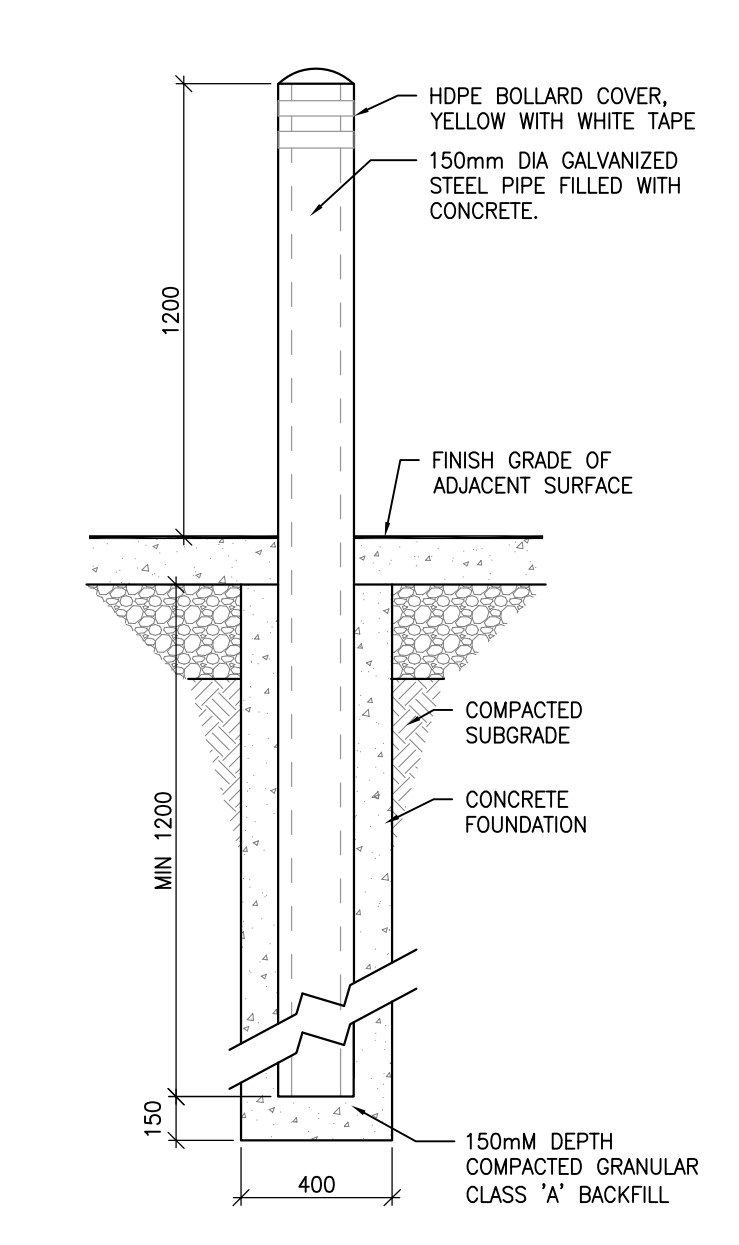


NOTES:  
 1. ALL STEEL COMPONENTS TO BE ZINC COATED (GALVANIZED) UNLESS OTHERWISE NOTED  
 2. CONTRACTOR TO INSTALL FENCING WITH APPROPRIATE DETAIL BASED ON SOIL CONDITION  
 3. TERMINAL POSTS TO BE USED AT ALL OPENINGS AND CHANGES IN DIRECTION AND AT NO MORE THAN 30m INTERVALS  
 4. CONCRETE FOOTING SHALL BE CSA 30MPa CLASS F-1  
 5. ALL RAILS, RODS AND TENSION WIRES TO BE INSTALLED ON THE INSIDE OF THE FENCE.  
 6. CONTRACTOR TO INSTALL FENCE TO RESPOND TO CHANGES IN GRADE.

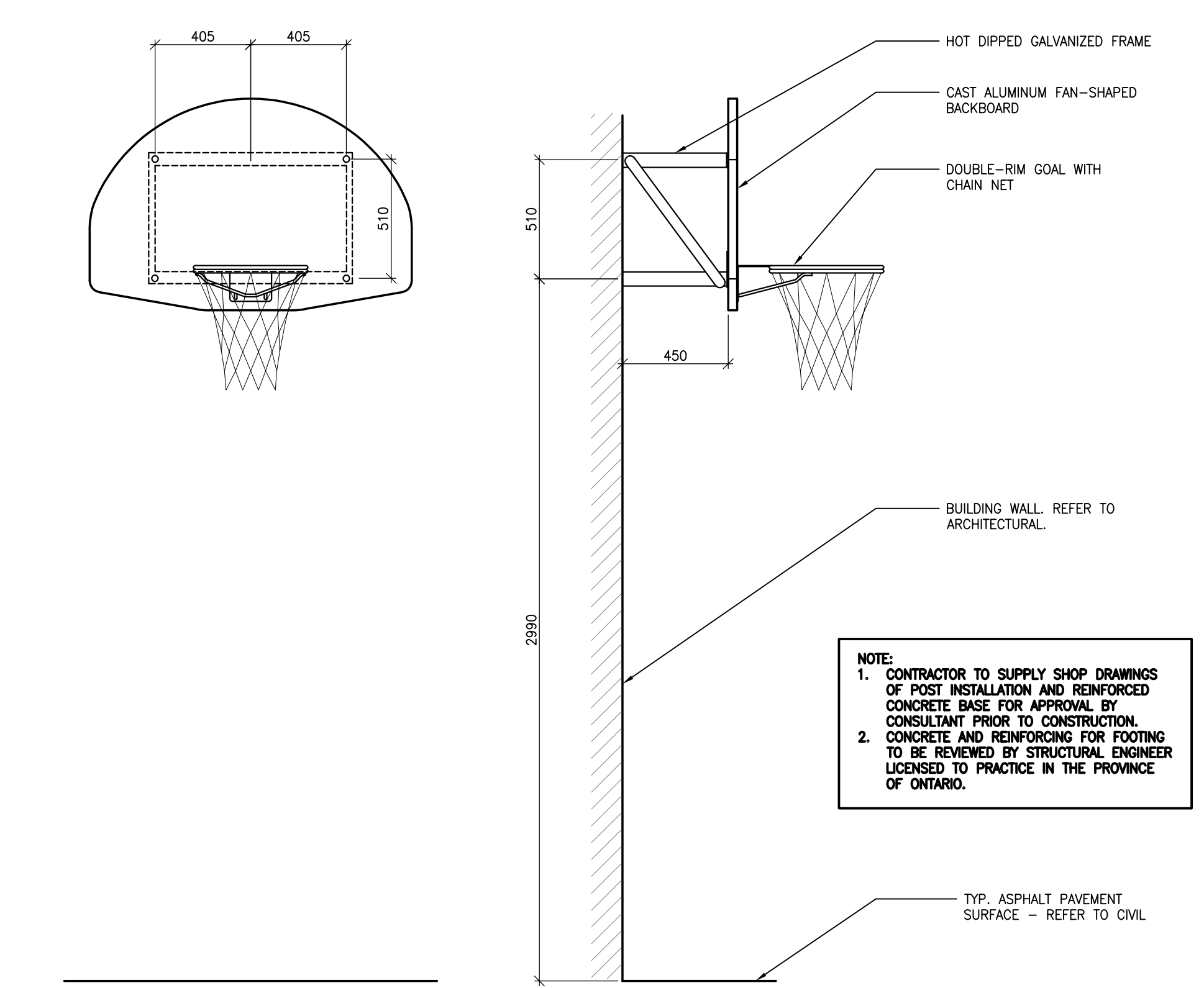
24 TYP CHAIN LINK FENCE  
 L101 L201 1:20



25 CHAIN LINK GATE  
 L101 L201 1:20

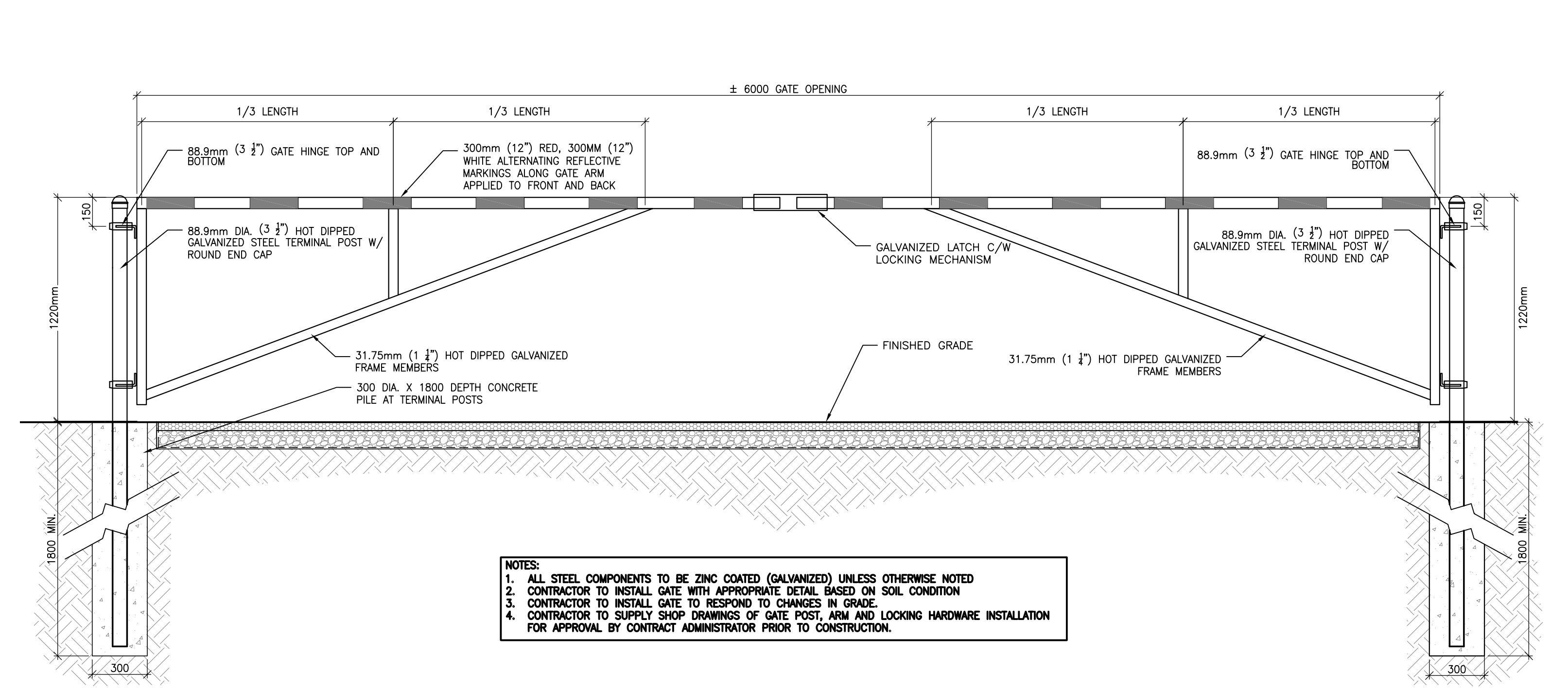
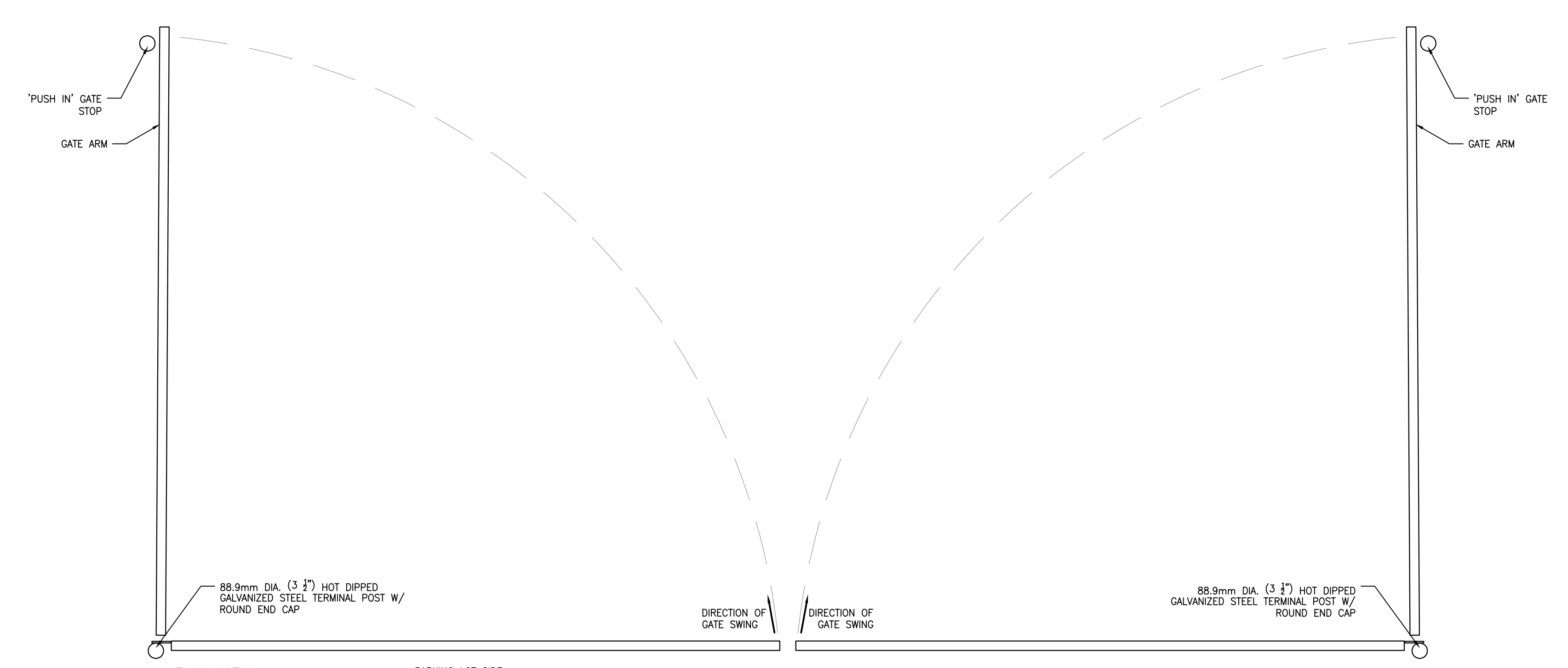


26 CONCRETE FILLED BOLLARD  
 L104 L201 1:20



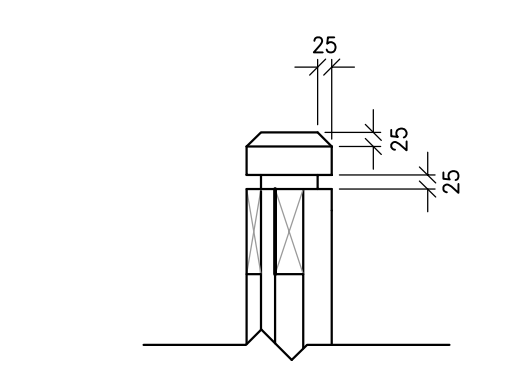
27 WALL MOUNTED BASKETBALL HOOP AND BACKBOARD  
 L101 L201 1:20

NOTE:  
 1. CONTRACTOR TO SUPPLY SHOP DRAWINGS OF POST INSTALLATION AND REINFORCED CONCRETE BASE FOR APPROVAL BY CONSULTANT PRIOR TO CONSTRUCTION  
 2. CONCRETE AND REINFORCING FOR FOOTING TO BE REVIEWED BY STRUCTURAL ENGINEER LICENSED TO PRACTICE IN THE PROVINCE OF ONTARIO.

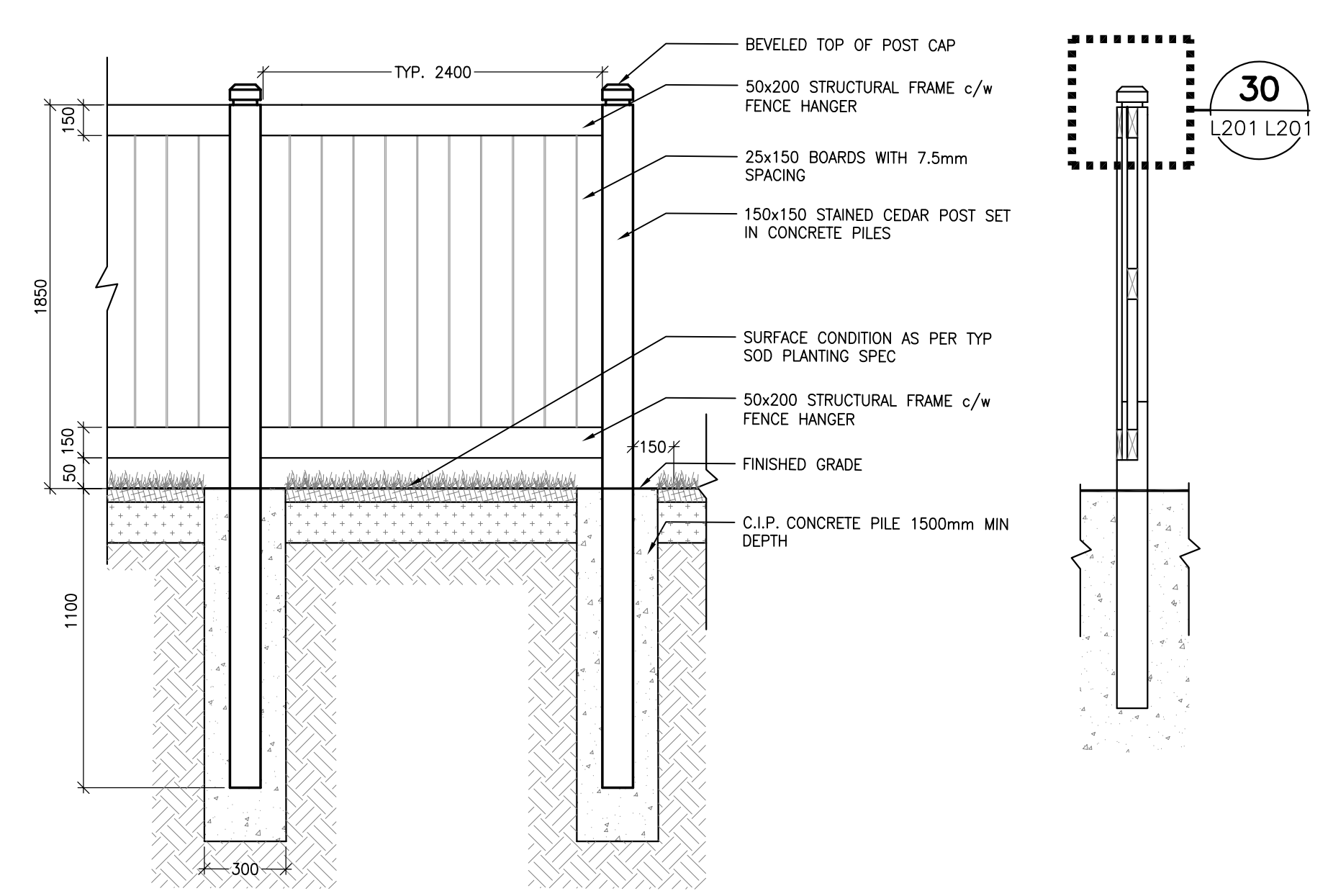


NOTES:  
 1. ALL STEEL COMPONENTS TO BE ZINC COATED (GALVANIZED) UNLESS OTHERWISE NOTED  
 2. CONTRACTOR TO INSTALL GATE WITH APPROPRIATE DETAIL BASED ON SOIL CONDITION  
 3. CONTRACTOR TO INSTALL GATE TO RESPOND TO CHANGES IN GRADE  
 4. CONTRACTOR TO SUPPLY SHOP DRAWINGS OF GATE POST, ARM AND LOCKING HARDWARE INSTALLATION FOR APPROVAL BY CONTRACT ADMINISTRATOR PRIOR TO CONSTRUCTION.

28 VEHICULAR BARRIER GATE  
 L101 L201 1:20



30 POST CAP ENLARGEMENT  
 L201 L201 1:10



NOTES:  
 1. ALL FASTENINGS AND HARDWARE TO BE GALVANIZED AND ARE INCIDENTAL TO THE CONSTRUCTION OF THE FENCE.  
 2. ALL WOOD TO BE STAINED EASTERN WHITE CEDAR, PROVIDE STAIN SAMPLE FOR APPROVAL PRIOR TO PURCHASE.  
 3. LUMBER SIZES SHOWN ARE NOMINAL  
 4. PAINT ALL CUTS WITH APPROVED WOOD PRESERVATIVE  
 5. GRANULAR 'A' SHALL MEET THE REQUIREMENTS OF OPSS 1010

29 TYP WOOD SCREEN FENCE  
 L101 L201 1:20

APPROVED  
 By Lily Xu at 12:09 pm, Nov 30, 2022

LILY XU, MCP, RPP  
 MANAGER, DEVELOPMENT REVIEW SOUTH  
 PLANNING, INFRASTRUCTURE & ECONOMIC  
 DEVELOPMENT DEPARTMENT, CITY OF OTTAWA

CONSULTANT - SUB-CONSULTANT

CONSULTANT - SUB-CONSULTANT

CONSULTANT - SUB-CONSULTANT

CONSULTANT - SUB-CONSULTANT

CONSULTANT - SUB-CONSULTANT

CONSULTANT - SUB-CONSULTANT



CLIENT REF # --  
 PROJECT:  
**ÉCOLE ÉLÉMENTAIRE BARRHAVEN - MANOTICK**

KEY PLAN

COPYRIGHT: THIS ELECTRONIC DOCUMENT BELONGS TO ARCHITECTURE49 INC. THIS ELECTRONIC DOCUMENT MAY BE REPRODUCED OR TRANSMITTED IN ANY FORM OR BY ANY MEANS, WITHOUT THE EXPRESS WRITTEN PERMISSION OF THE COPYRIGHT OWNER.

DISCLAIMER:  
 THE CONTRACTOR SHALL CHECK AND VERIFY ALL DIMENSIONS AND UTILITIES LOCATIONS AND REPORT ALL ERRORS AND OMISSIONS PRIOR TO COMMENCING WORK. THE DIMENSIONS NOT TO SCALE.

ISSUED FOR REVISION	NO.	DATE	DESCRIPTION
	9	26 SEP 2022	ISSUED FOR CONSTRUCTION
	8	22 JUL 2022	REISSUED FOR SITE PLAN CONTROL
	7	30 JUN 2022	ISSUED FOR ADDENDUM #3
	6	21 MAR 2022	ISSUED FOR BID AND PERMIT
	5	14 JAN 2022	99% CD REVIEW
	4	19 NOV 2021	85% CD REVIEW
	3	24 SEP 2021	85% CD REVIEW
	2	27 AUG 2021	RE-ISSUED FOR 30% CD REVIEW
	1	04 AUG 2021	30% CD REVIEW

PROJECT NO: 219-0001421	DATE: MARCH 2022
ORIGINAL SCALE: AS NOTED	IF THIS DRAWING IS NOT AT ORIGINAL SCALE:
DRAWN BY: JAH	
DESIGNED BY: SG	
CHECKED BY: JAH	
DISCIPLINE: LANDSCAPE	
TITLE: LANDSCAPE DETAILS	
SHEET NUMBER: L201	
DATE OF: --	BY # 0

CONSULTANT - SUBCONSULTANT

CONSULTANT - SUBCONSULTANT

CONSULTANT - SUBCONSULTANT

CONSULTANT - SUBCONSULTANT

CONSULTANT - SUBCONSULTANT

CONSULTANT - SUBCONSULTANT

CONSULTANT - SUBCONSULTANT

CONSULTANT - SUBCONSULTANT

CONSULTANT - SUBCONSULTANT

CONSULTANT - SUBCONSULTANT

CONSULTANT - SUBCONSULTANT

CONSULTANT - SUBCONSULTANT

CONSULTANT - SUBCONSULTANT

CONSULTANT - SUBCONSULTANT

CONSULTANT - SUBCONSULTANT

CONSULTANT - SUBCONSULTANT

CONSULTANT - SUBCONSULTANT

CONSULTANT - SUBCONSULTANT

CONSULTANT - SUBCONSULTANT

CONSULTANT - SUBCONSULTANT

CONSULTANT - SUBCONSULTANT

CONSULTANT - SUBCONSULTANT

CONSULTANT - SUBCONSULTANT

CONSULTANT - SUBCONSULTANT

CONSULTANT - SUBCONSULTANT

CONSULTANT - SUBCONSULTANT

CONSULTANT - SUBCONSULTANT

CONSULTANT - SUBCONSULTANT

CONSULTANT - SUBCONSULTANT

CONSULTANT - SUBCONSULTANT

CONSULTANT - SUBCONSULTANT

CONSULTANT - SUBCONSULTANT

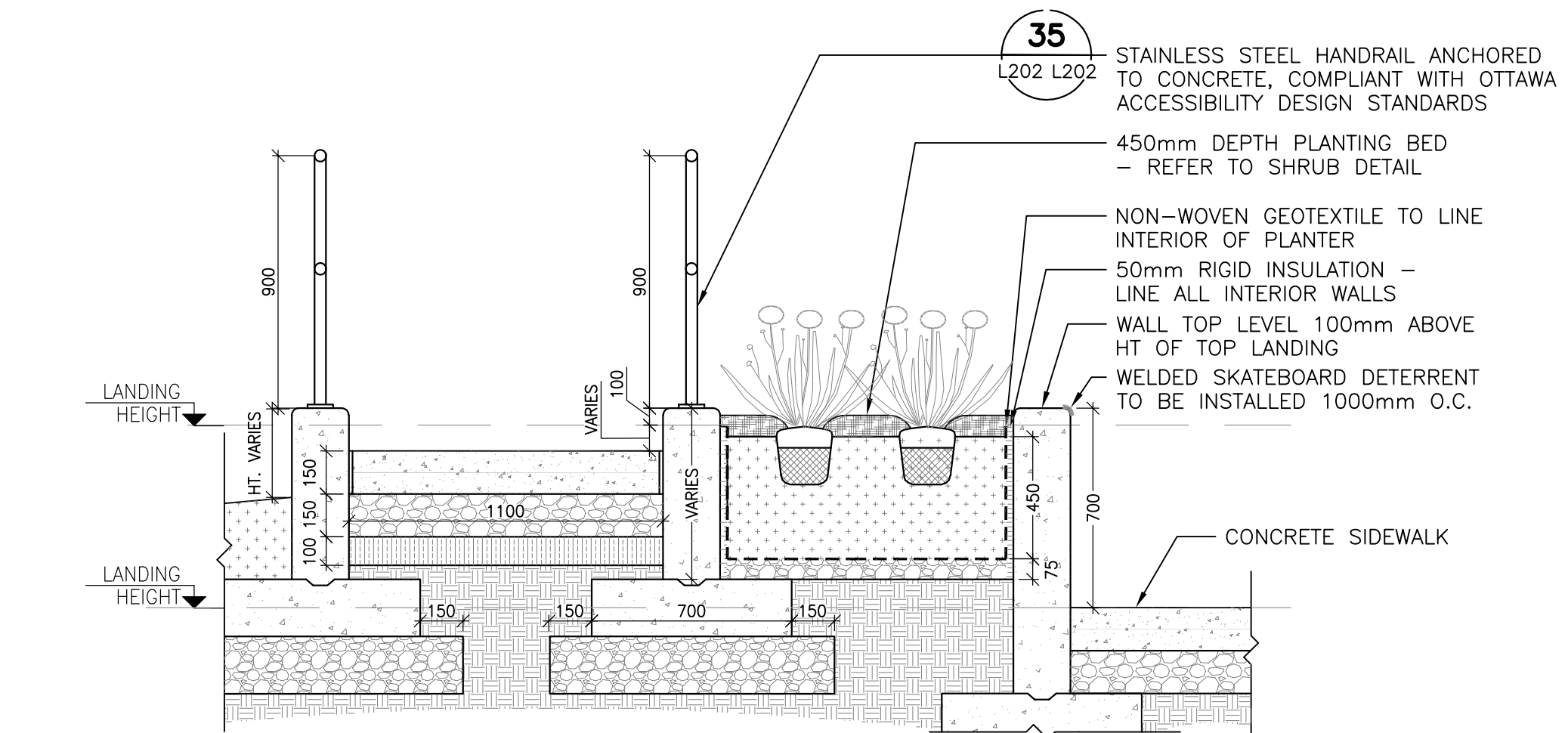
CONSULTANT - SUBCONSULTANT

CONSULTANT - SUBCONSULTANT

CONSULTANT - SUBCONSULTANT

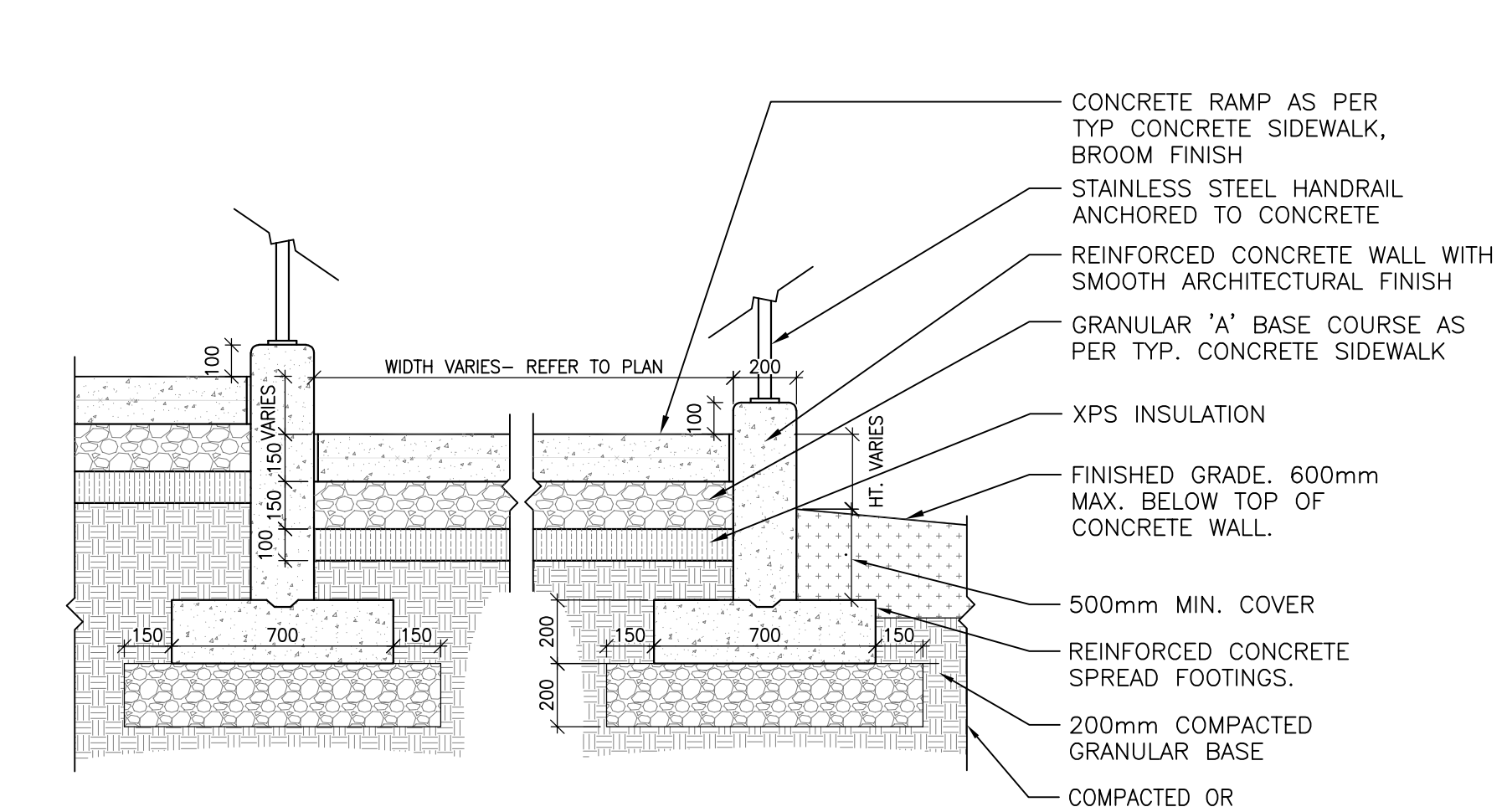
CONSULTANT - SUBCONSULTANT

CONSULTANT - SUBCONSULTANT



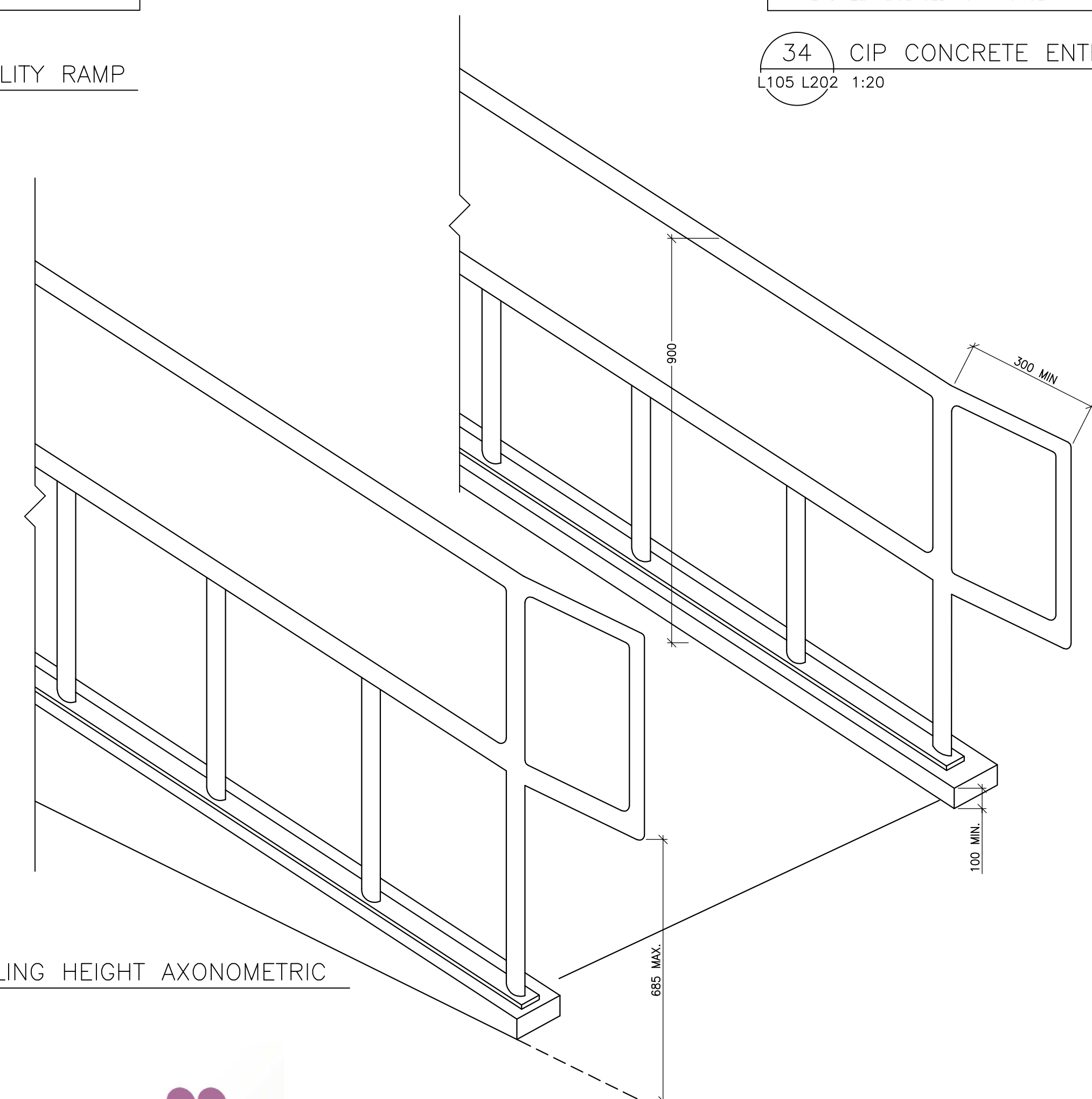
NOTES:  
1. CONTRACTOR TO SUPPLY SHOP DRAWINGS OF CONCRETE LANDING, RAMP, AND GRANULAR BASE DETAILS FOR APPROVAL BY CONTRACT ADMINISTRATOR PRIOR TO CONSTRUCTION.  
2. SHOP DRAWINGS TO BE REVIEWED AND APPROVED BY STRUCTURAL ENGINEER LICENSED TO PRACTICE IN THE PROVINCE OF ONTARIO.

34 CIP CONCRETE ENTRANCE RAMP PLANTER  
L105 L202 1:20

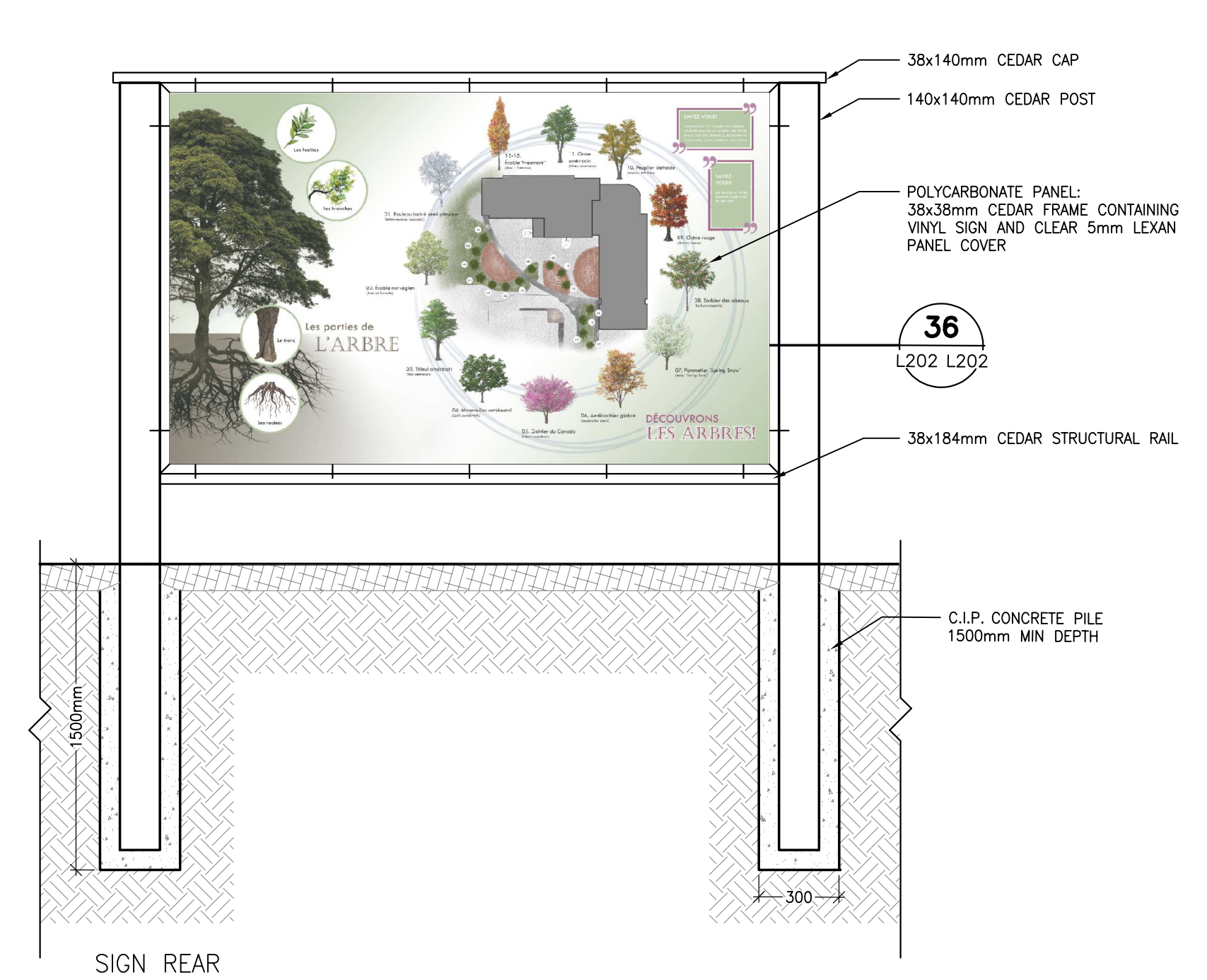


NOTES:  
1. CONTRACTOR TO SUPPLY SHOP DRAWINGS OF CONCRETE LANDING, RAMP, AND GRANULAR BASE DETAILS FOR APPROVAL BY CONTRACT ADMINISTRATOR PRIOR TO CONSTRUCTION.  
2. SHOP DRAWINGS TO BE REVIEWED AND APPROVED BY STRUCTURAL ENGINEER LICENSED TO PRACTICE IN THE PROVINCE OF ONTARIO.

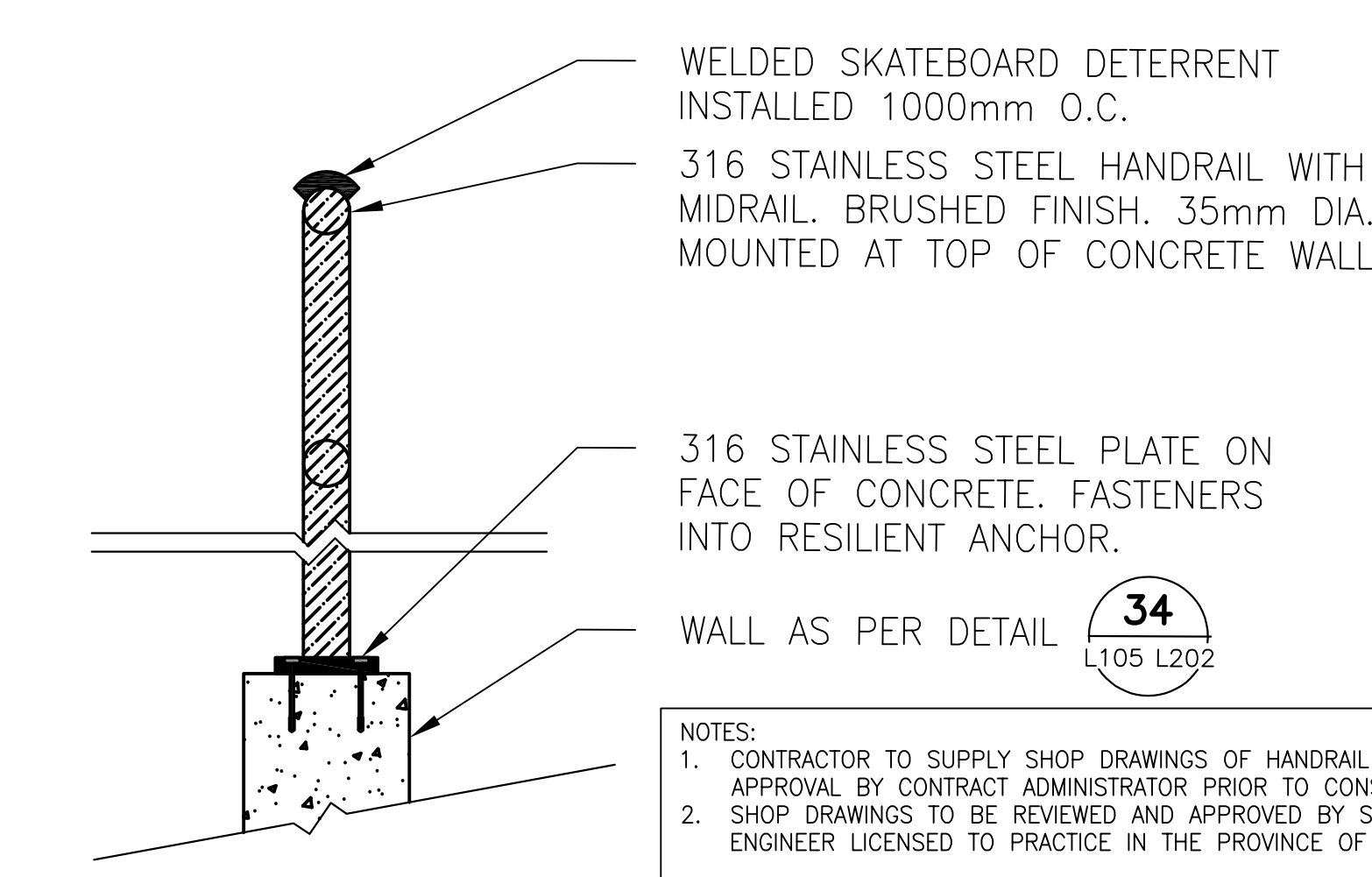
33 CIP CONCRETE ACCESSIBILITY RAMP  
L105 L202 1:20



36 RAILING HEIGHT AXONOMETRIC  
L105 L202 NTS

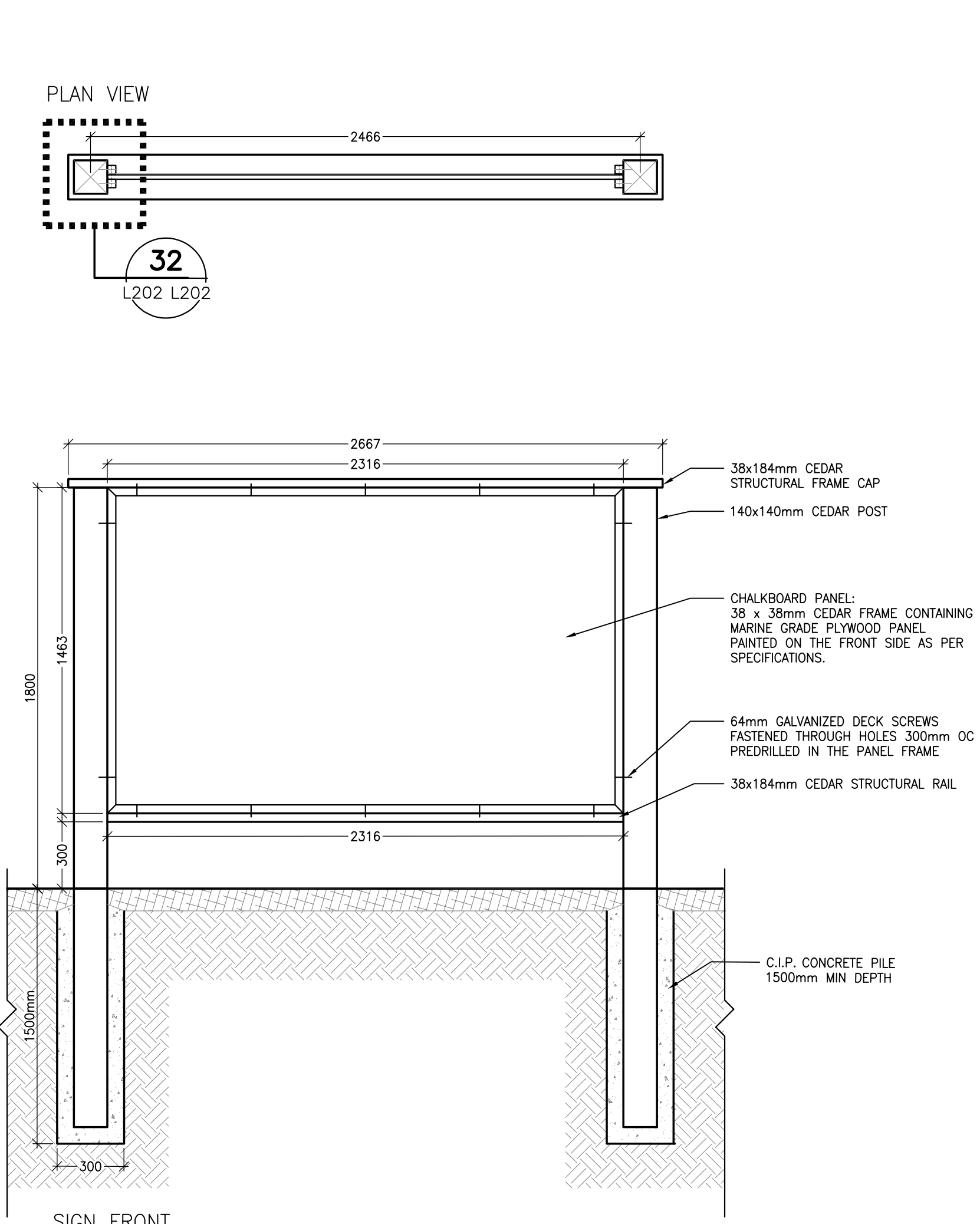


NOTES:  
1. CONTRACTOR TO SUPPLY SHOP DRAWINGS OF CHALKBOARD AND SIGNAGE PANEL FOR APPROVAL BY CONSULTANT PRIOR TO CONSTRUCTION.  
2. SHOP DRAWINGS TO BE REVIEWED AND APPROVED BY STRUCTURAL ENGINEER LICENSED TO PRACTICE IN THE PROVINCE OF ONTARIO.

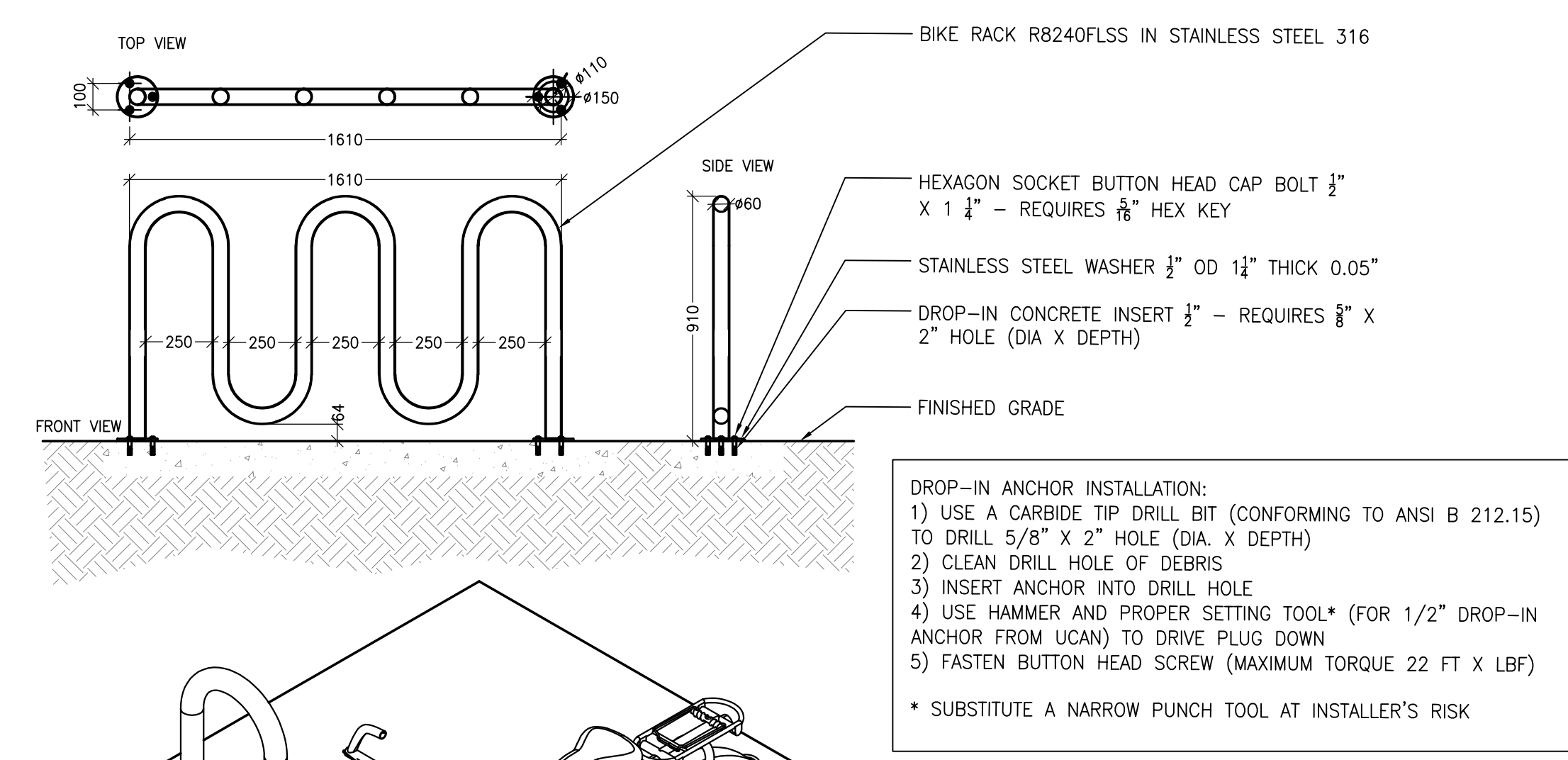


34 WALL AS PER DETAIL  
L105 L202

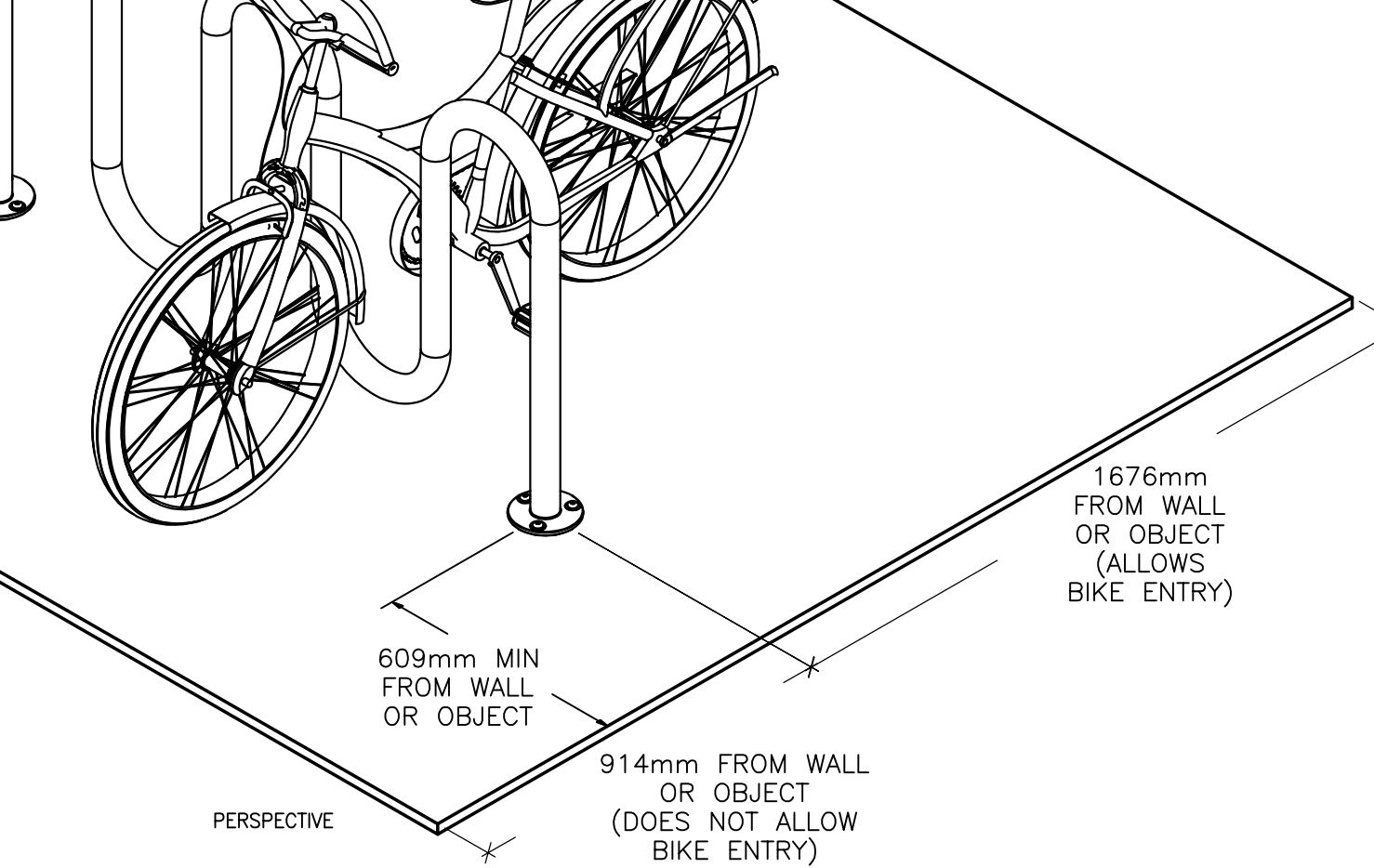
35 TYP HANDRAIL AND CONNECTION TO CONCRETE WALL  
L202 L202 1:5



31 OUTDOOR CHALKBOARD AND SIGN PANEL  
L104 L202 1:20

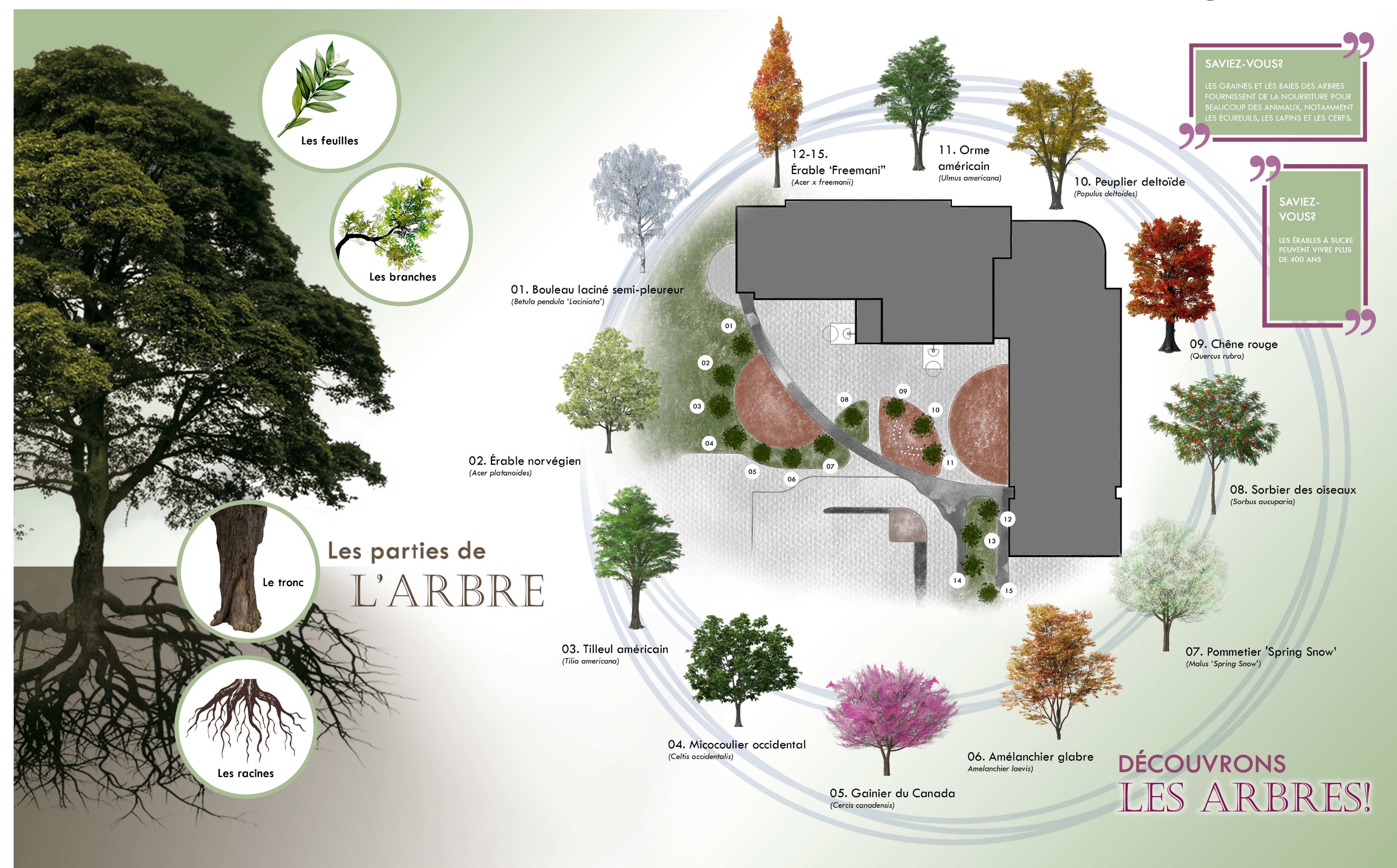


NOTES:  
1. USE A CARBIDE TIP DRILL BIT (CONFORMING TO ANSI B 212.15) TO DRILL 5/8\"/>



NOTES:  
1. EMBEDMENT DETAILS ARE FOR REFERENCE ILLUSTRATION ONLY. MINIMUM FOUNDATION SIZES DEPEND ON LOCAL SOIL CONDITIONS, WEATHER CONDITIONS AND ENGINEERING REQUIREMENTS.  
2. BIKE RACK IS PROVIDED AS SHOWN WITH PARTS LISTED BELOW. CONCRETE FOUNDATION AND/OR INSTALLATION NOT PROVIDED BY RELIANCE FOUNDRY.  
3. THIS DRAWING IS NOT DRAWN TO SCALE. DIMENSIONS PROVIDED HEREIN ARE FOR REFERENCE ONLY. PLEASE CONSULT RELIANCE FOUNDRY SALES PROFESSIONALS IF ANY DIMENSION IS CRITICAL TO YOUR PARTICULAR INSTALLATION.

37 BIKE RACK DETAIL  
L100 L202 NOT TO SCALE



33 VINYL SIGNAGE EXAMPLE  
L202 L202 NTS

APPROVED  
By Lily Xu at 12:10 pm, Nov 30, 2022

LILY XU, MCP, RPP  
MANAGER, DEVELOPMENT REVIEW SOUTH  
PLANNING, INFRASTRUCTURE & ECONOMIC  
DEVELOPMENT DEPARTMENT, CITY OF OTTAWA

REV.	DATE	DESCRIPTION
10	28 SEP 2022	ISSUED FOR CONSTRUCTION
9	02 SEP 2022	REVISED PER CITY COMMENTS
8	22 JUL 2022	REISSUED FOR SITE PLAN CONTROL
7	12 JUL 2022	ISSUED FOR ADDENDUM #6
6	21 MAR 2022	ISSUED FOR BID AND PERMIT
5	14 JAN 2022	50% CD REVIEW
4	19 NOV 2021	80% CD REVIEW
3	24 SEP 2021	80% CD REVIEW
2	27 AUG 2021	PRE-ISSUED FOR 30% CD REVIEW
1	04 AUG 2021	30% CD REVIEW

REV.	DATE	DESCRIPTION
10	28 SEP 2022	ISSUED FOR CONSTRUCTION
9	02 SEP 2022	REVISED PER CITY COMMENTS
8	22 JUL 2022	REISSUED FOR SITE PLAN CONTROL
7	12 JUL 2022	ISSUED FOR ADDENDUM #6
6	21 MAR 2022	ISSUED FOR BID AND PERMIT
5	14 JAN 2022	50% CD REVIEW
4	19 NOV 2021	80% CD REVIEW
3	24 SEP 2021	80% CD REVIEW
2	27 AUG 2021	PRE-ISSUED FOR 30% CD REVIEW
1	04 AUG 2021	30% CD REVIEW