

PLANT MATERIAL SCHEDULE

CODE	BOTANICAL NAME	COMMON NAME	QTY.	SIZE	REMARKS
DECIDUOUS TREES					
1AFJ	ACER X FREEMANII JEFFERSRED	AUTUMN BLAZE MAPLE	1	60mm cal	B&B, single stem
DECIDUOUS SHRUBS					
HAA	HYDRANGEA ARBORESCENS ANNABELLE	ANNABELLE HYDRANGEA	6	50cm ht	potted, 100cm o/c
HPG	HYDRANGEA PANICULATA GRANDIFLORA	PEE GEE HYDRANGEA	8	50cm ht	potted, 100cm o/c
ORNAMENTAL GRASSES					
Cal	CALAMAGROSTIS x acutiflora 'Karl Foerster'	KARL FOERSTER REED GRASS	15	15cm pot	plant 75cm o/c

GENERAL NOTES

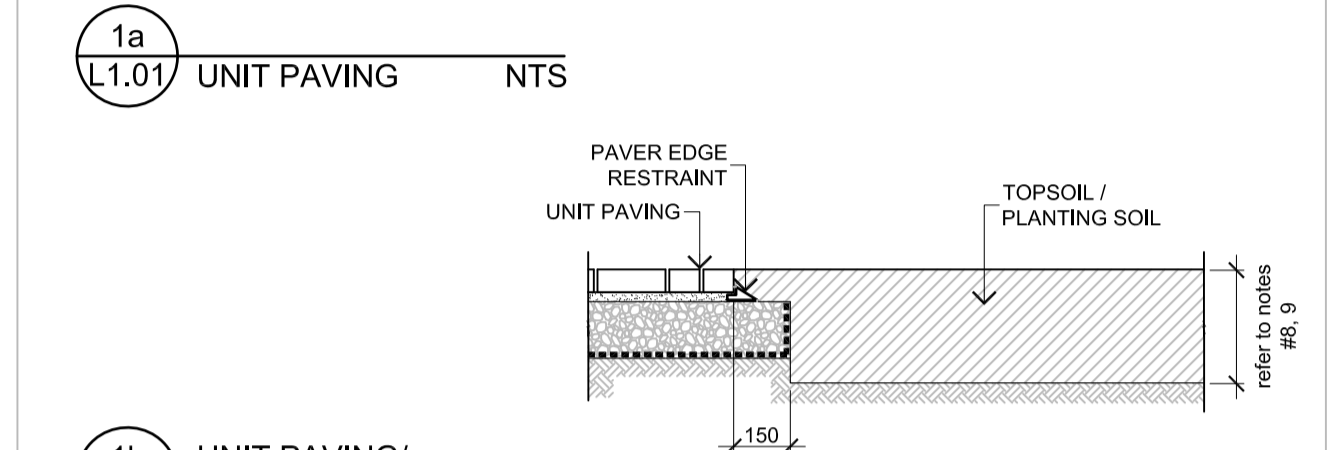
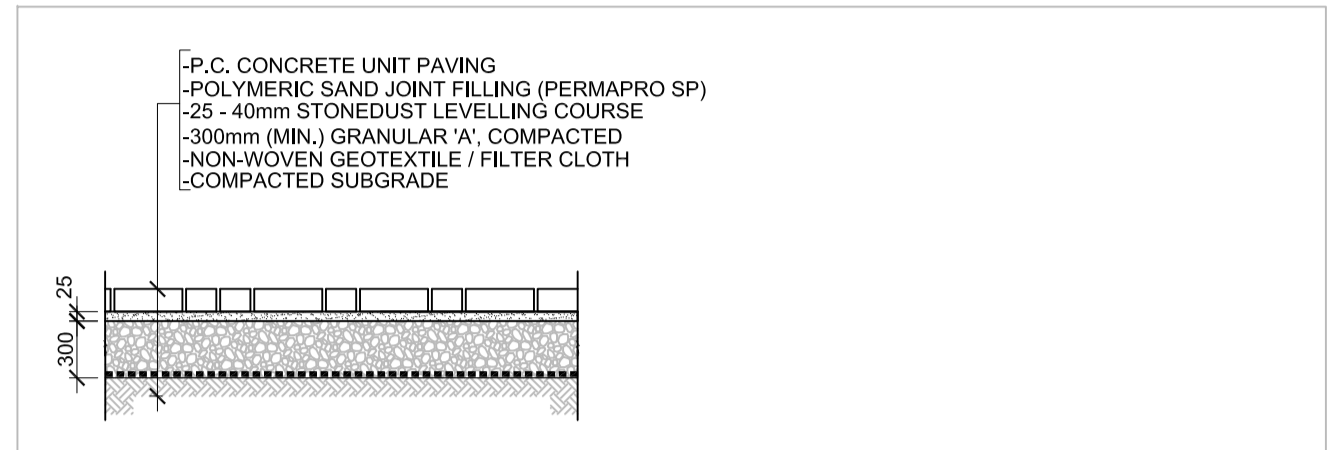
- This drawing shall be read in conjunction with all relevant Architectural, Engineering and related Drawings and Documents.
- Refer to Engineering Drawings for Grading and Servicing.
- Refer to Architectural Drawings for Site layout.
- Contractor shall provide the location(s) of all services/utilities by consulting Municipal Authorities and Utility companies and shall be responsible for adequate protection from damage during construction.
- Plant material shall be No.1 Grade and shall comply with the Metric Guide Specifications For Nursery Stock (latest edition), published by the Canadian Nursery Trades Association.
- Plant Material locations are Schematic / Approximate only. Contractor shall stake out locations on site prior to work.
- Contractor shall guarantee all plant material for a period of one (1) full year from the date of final acceptance.
- Perennials and Ornamental Grasses shall be planted in a continuous prepared bed of 450mm depth planting soil mix covered over with 75mm depth composted pine mulch to finish grade. (NO WEED CONTROL FABRIC), as specified.
- Sod areas to receive 125mm topsoil. Sod shall be No. 1 quality conforming to the Canadian Nursery Sod Growers Specification.
- Reinstate all areas damaged or disturbed beyond the limit of Work.
- Plant Material substitutions shall not be permitted without written approval from the Consultant.
- Contractor shall advise Consultant a minimum of 48hrs. prior to proceeding landscape work and any required Field Reviews.
- Refer to Tree Conservation Report (TCR) for presence of existing trees confirmed on subject property.
- THIS PLAN HAS BEEN PREPARED FOR MUNICIPAL SITE PLAN APPROVAL ONLY AND MAY NOT BE USED FOR ANY OTHER PURPOSE.**



LOCATION PLAN NTS

LEGEND / SYMBOL

- EXISTING TREE TO BE RETAINED (Refer to TCR) CRZ (Critical Root Zone)
- EXISTING TREE TO BE REMOVED (Refer to TCR) CRZ (Critical Root Zone)
- PROPOSED DECIDUOUS TREE DETAIL 3/L1.01
- PROPOSED SHRUBS DETAIL 3/L1.01
- PROPOSED PERENNIALS / ORNAMENTAL GRASSES DETAIL 3/L1.01
- PROPOSED UNIT PAVER Size(s): 80x190x380mm 80x380x380mm 80x380x570mm Type: Melville 80 Pavers by PERMACON Colour: Range Shaded Grey Pattern: Modular DETAIL 1/L1.01
- PROPOSED AGGREGATE DETAIL 4/L1.01
- PROPOSED BICYCLE PARKING SPACES PROVIDED: 6 PROPOSED BICYCLE RACK PROPOSED QTY: 3 DETAIL 2/L1.01



1 UNIT PAVING DETAILS NTS

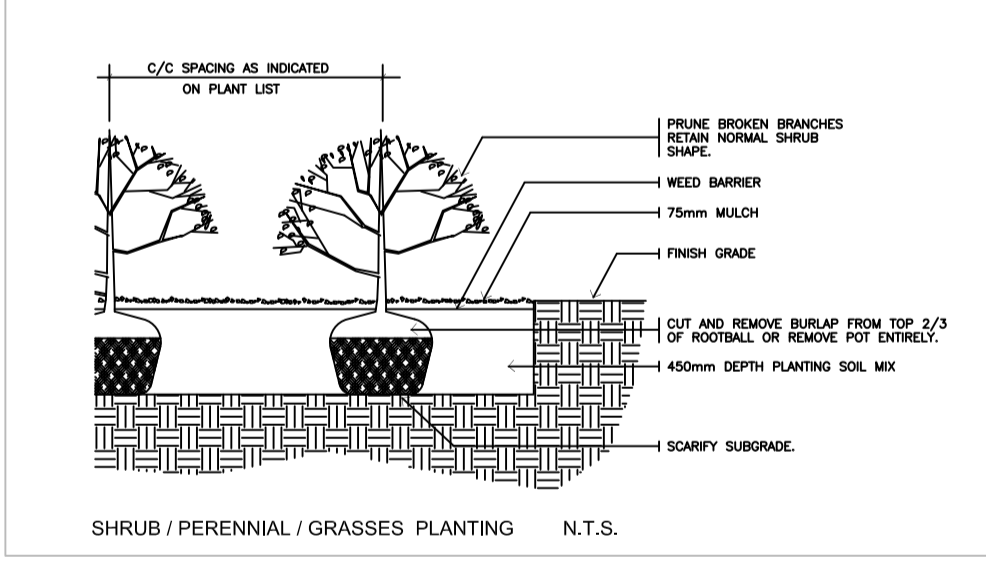
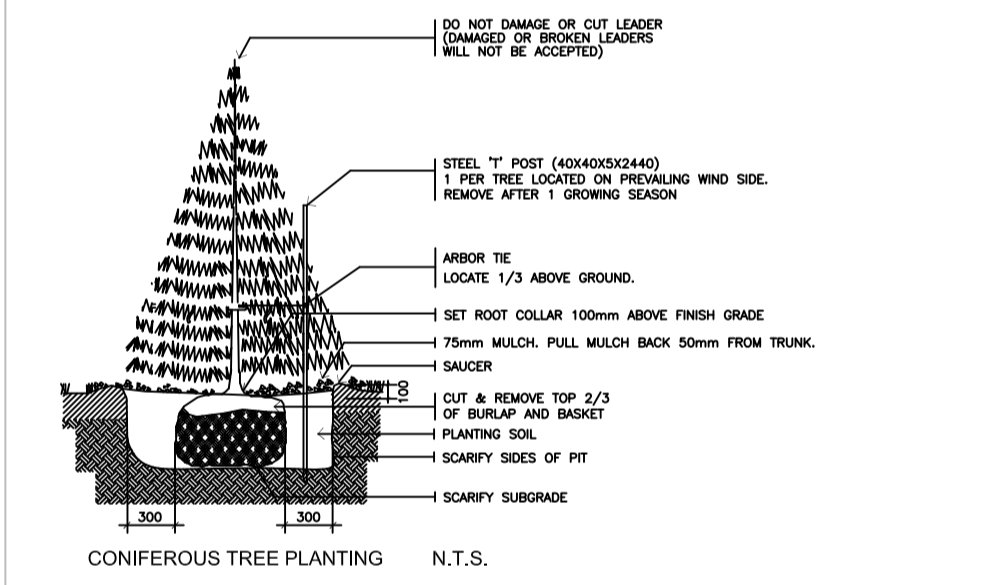
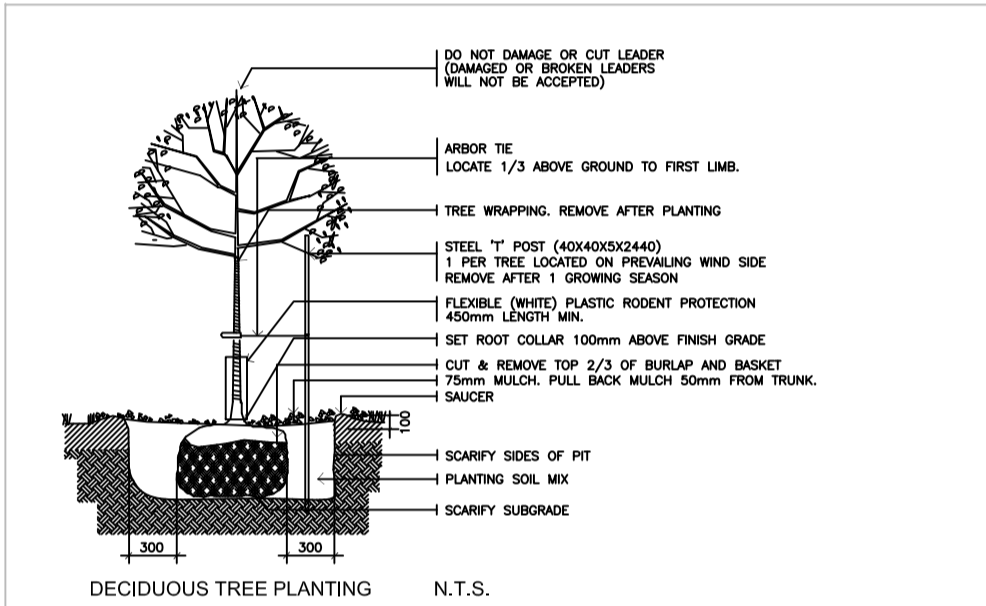
500 SERIES
MBR-0500-00003
 Legacy # MBR500-5

MATERIALS: All parts of the bike rack are made from H.S. steel tube.
FINISH: All steel components are protected with E-Coat rust proofing. The Maglin Powdercoat System provides a durable finish on all metal surfaces.
INSTALLATION: The bike rack is delivered pre-assembled. It is available with either a surface mount or direct burial installation option.
TO SPECIFY: Select MBR-0500-00003
 Choose: Powdercoat Color

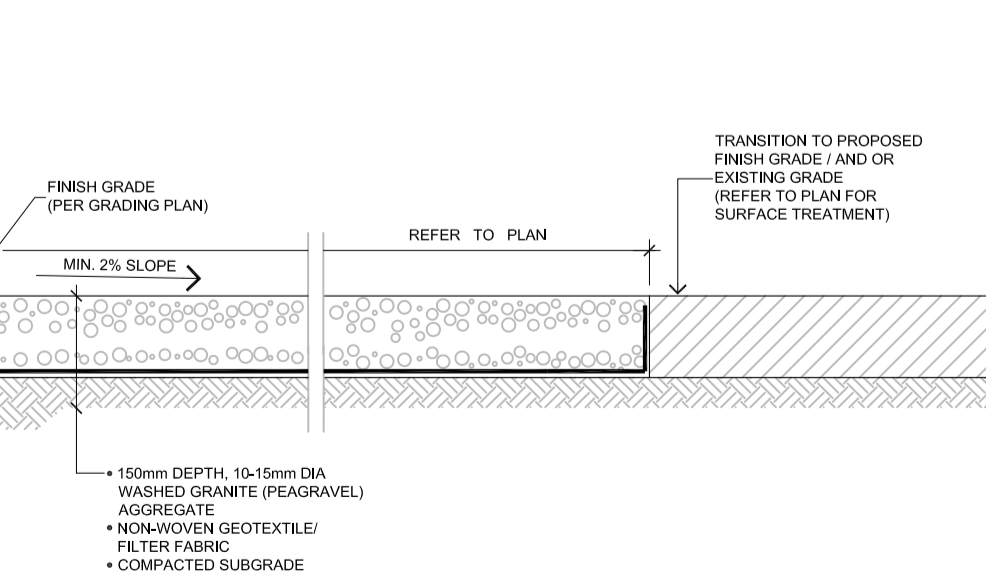
HEIGHT: 35" (88.9cm) LENGTH: 19.25" (48.9cm) WEIGHT: 13.27 lbs (6.0kg)

MAGLIN
 Steel Furniture
 1-800-715-5555
 1-877-333-3933
 www.maglin.com
 info@maglin.com

2 BICYCLE RACK NTS



3 PLANTING DETAILS NTS



4 DECORATIVE AGGREGATE NTS

FOR APPROVAL ONLY

3.	JUNE 14/23	PER SITE PLAN CHANGES
2.	FEB. 22/22	ISSUE FOR SPA
1.	NOV.2/21	ISSUE FOR REVIEW / COORDINATION

North Arrow

Stamp: ASSOCIATION OF LANDSCAPE ARCHITECTS OF ONTARIO

Contractor shall check and verify all dimensions on site and report all errors and/or omissions to the Consultant.
 Work to be done in accordance with all applicable codes and by-laws.
 Do not scale Drawing.
 This Drawing shall not be used for construction until signed by the Consultant.
 Copyright reserved. This Drawing is the exclusive property of Levstek Consultants Inc. and shall not be used without consent.

Consultant
LEVSTEK CONSULTANTS
 LANDSCAPE ARCHITECTS
 5871 Hugh Crescent, Ottawa, Ontario, K0A 2W8
 613-826-0518

Client

Project
216 McARTHUR AVE
MIXED USE DEVELOPMENT
 OTTAWA ONTARIO

LANDSCAPE PLAN

Drawn	MGB	REV.	3	Drawing No.	L1.01
Scale	AS NOTED	Project No.	1201		

