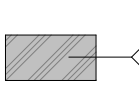
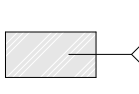
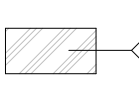
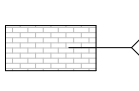
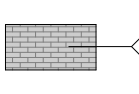
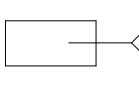
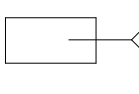
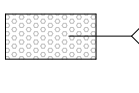










  
**ANDREW MCCREIGHT**  
 MANAGER, DEVELOPMENT REVIEW CENTRAL  
 PLANNING, REAL ESTATE & ECONOMIC DEVELOPMENT  
 DEPARTMENT, CITY OF OTTAWA

**APPROVED**  
 By Andrew McCreight at 2:47 pm, Jan 30, 2024

**CLADDING LEGEND:**

	AL-1	ALUMINUM PANEL DARK GREY
	AL-2	ALUMINUM PANEL METALLIC COPPER COLOUR
	AL-3	STEEL CLADDING GREY
	BR-1	BRICK MASONRY RED
	BR-2	BRICK MASONRY BLACK
	C-1	CONCRETE
	G-1	ALUMINUM AND GLASS RAILING
	G-2	ALUMINUM AND FRITTED GLASS RAILING

**KEY PLAN**

	1	PLANTER
	2	PRIVACY SCREEN
	3	OUTDOOR COVERED BENCH
	4	WOOD GATE
	5	WOOD FENCE
	6	CAR ELEVATOR INDICATOR LIGHT

**2 KEYNOTE LEGEND**  
 A202 SCALE: N.T.S.

**GENERAL ARCHITECTURAL NOTES:**

- This drawing is the property of the Architect and may not be reproduced or used without the expressed consent of the Architect.
- Drawings are not to be scaled. The Contractor is responsible for checking and verifying all levels and dimensions and shall report all discrepancies to the Architect and obtain clarification prior to commencing work.
- Upon notice in writing, the Architect will provide written clarification or supplementary information regarding the intent of the Contract Documents.
- The Architectural drawings are to be read in conjunction with all other Contract Documents including Project Manuals and the Structural, Mechanical and Electrical Drawings.
- Positions of exposed or finished Mechanical or Electrical devices, fittings and fixtures are indicated on the Architectural Drawings. Locations shown on the Architectural Drawings shall govern over Mechanical and Electrical Drawings. Mechanical and Electrical items not clearly located will be located as directed by the Architect.
- These documents are not to be used for construction unless specifically noted for such purpose.

**ISSUE RECORD**

3	REISSUED FOR SITE PLAN CONTROL	2023-07-20
2	REISSUED FOR SITE PLAN CONTROL	2023-05-18
1	ISSUED FOR SITE PLAN CONTROL	2022-11-15



**project1 studio**  
 Project1 Studio Incorporated  
 (613) 884-3939 | mail@project1studio.ca

**230 LISGAR**  
 230 Lisgar Street  
 Ottawa, ON

PROJ	SCALE	DRAWN	REVIEWED
2206	NOTED	BH/JH	RK

**EAST ELEVATION**

**1 EAST ELEVATION**  
 A202 SCALE: 1 : 75

**A202**  
 # 18902