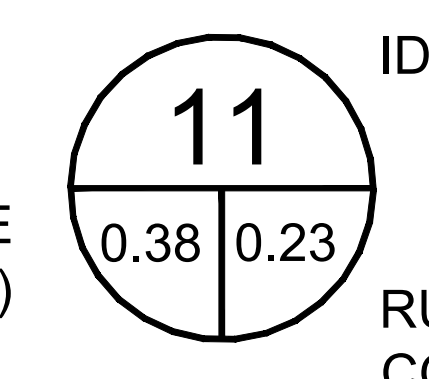
THE OTTAWA HOSPITAL
NEW CAMPUS
DEVELOPMENT -
HOSPITAL & CUP

DRAFT



LEGEND

- PROPERTY LINE
- ← STORM OVERLAND FLOW ARROW
- DRAINAGE BOUNDARY
- ID NUMBER
- DRAINAGE AREA (ha.)
- RUNOFF COEFFICIENT



Project Manager	MS
Project Designer	JEG
Project Architect	JEG
Landscape Architect	JFF/Fah
Civil Engineer	E37
Structural Engineer	E37
Mechanical Engineer	Smith + Anderson
Electrical Engineer	Smith + Anderson
Plumbing Engineer	Smith + Anderson
Interior Designer	Collins
Equipment Planner	Collins
Wayfinding	Collins

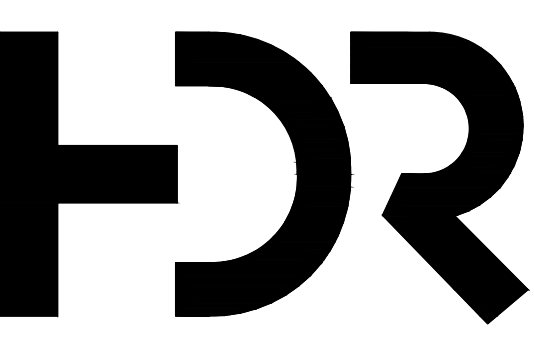
Sheet Reviewer	PARSONS	
MARK	DATE	DESCRIPTION
01	2022-09-23	ISSUED FOR PRE-CONSULTATION
02	2022-10-26	DRAFT FOR 90% SD
03	2022-11-30	ISSUED FOR SPIC & FULCA - 1ST SUBMISSION

Project Number	1033982
Original Issue	04/2/22

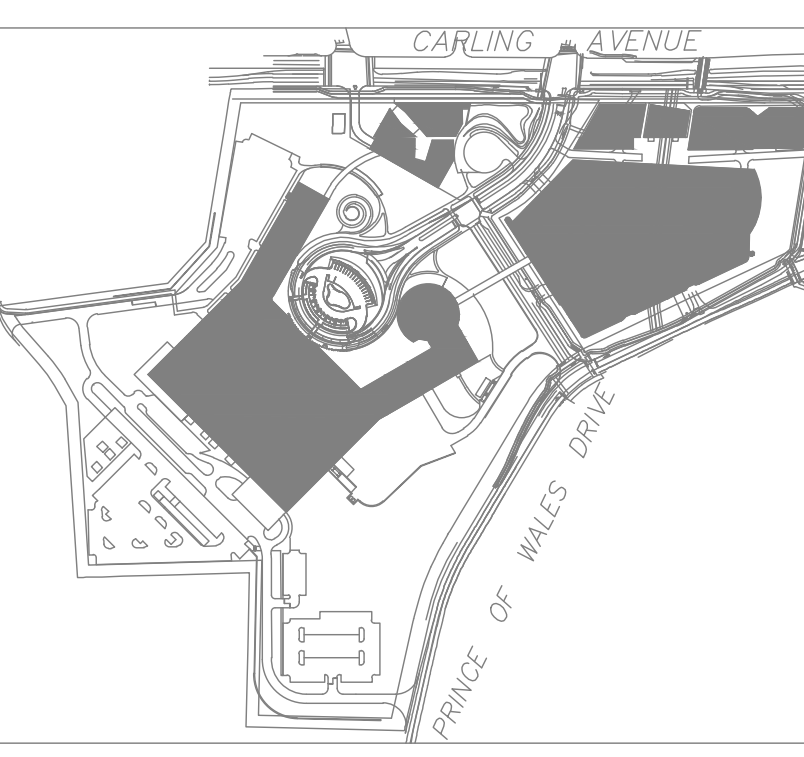
PRELIMINARY
NOT FOR CONSTRUCTION

Sheet Name
PRE-DEVELOPMENT
DRAINAGE AREAS

Figure A



HDR Architecture Associates Inc.
300 Richmond Road, Suite 200
Ottawa, Ontario K1Z 0A8



**THE OTTAWA HOSPITAL
NEW CAMPUS
DEVELOPMENT -
HOSPITAL & CUP**



DRAFT



Project Manager	MM
Project Designer	JEG
Project Architect	MM Fahs
Landscape Architect	JM Fahs
Civil Engineer	EM
Structural Engineer	EM
Mechanical Engineer	Smith + Anderson
Electrical Engineer	Smith + Anderson
Plumbing Engineer	Smith + Anderson
Interior Designer	Collins
Equipment Planner	Collins
Wayfinding	Collins

MARK	DATE	DESCRIPTION
01	2022-09-23	ISSUED FOR PRE-CONSULTATION
02	2022-10-26	DRAFT FOR 90% SD
03	2022-11-30	ISSUED FOR SPIC & FLUCA - 15% SUBMISSION

Current Print Description	

Project Number	1033982
Original Issue	04/2/22

PRELIMINARY
NOT FOR CONSTRUCTION

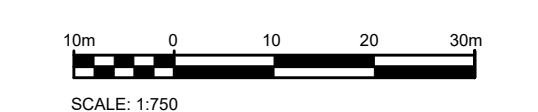
Sheet Name
**POST-DEVELOPMENT
DRAINAGE AREAS**

Sheet Number
Figure B

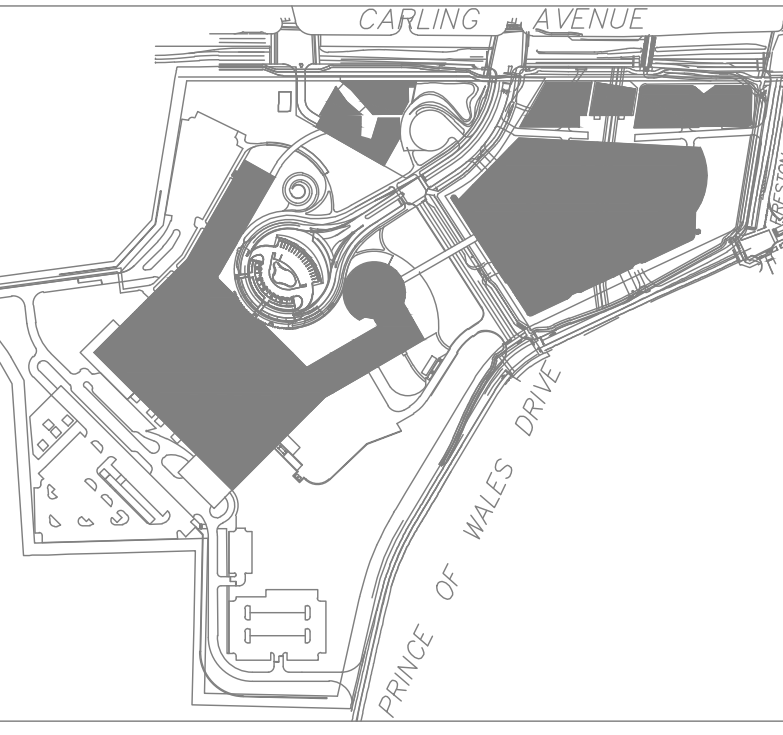
Project Status
STAGE 3

LEGEND

- PROPERTY LINE
- ← STORM OVERLAND FLOW ARROW
- ■ ■ ■ ■ DRAINAGE BOUNDARY
- ID NUMBER: 24
- DRAINAGE AREA (ha.) | RUNOFF COEFFICIENT

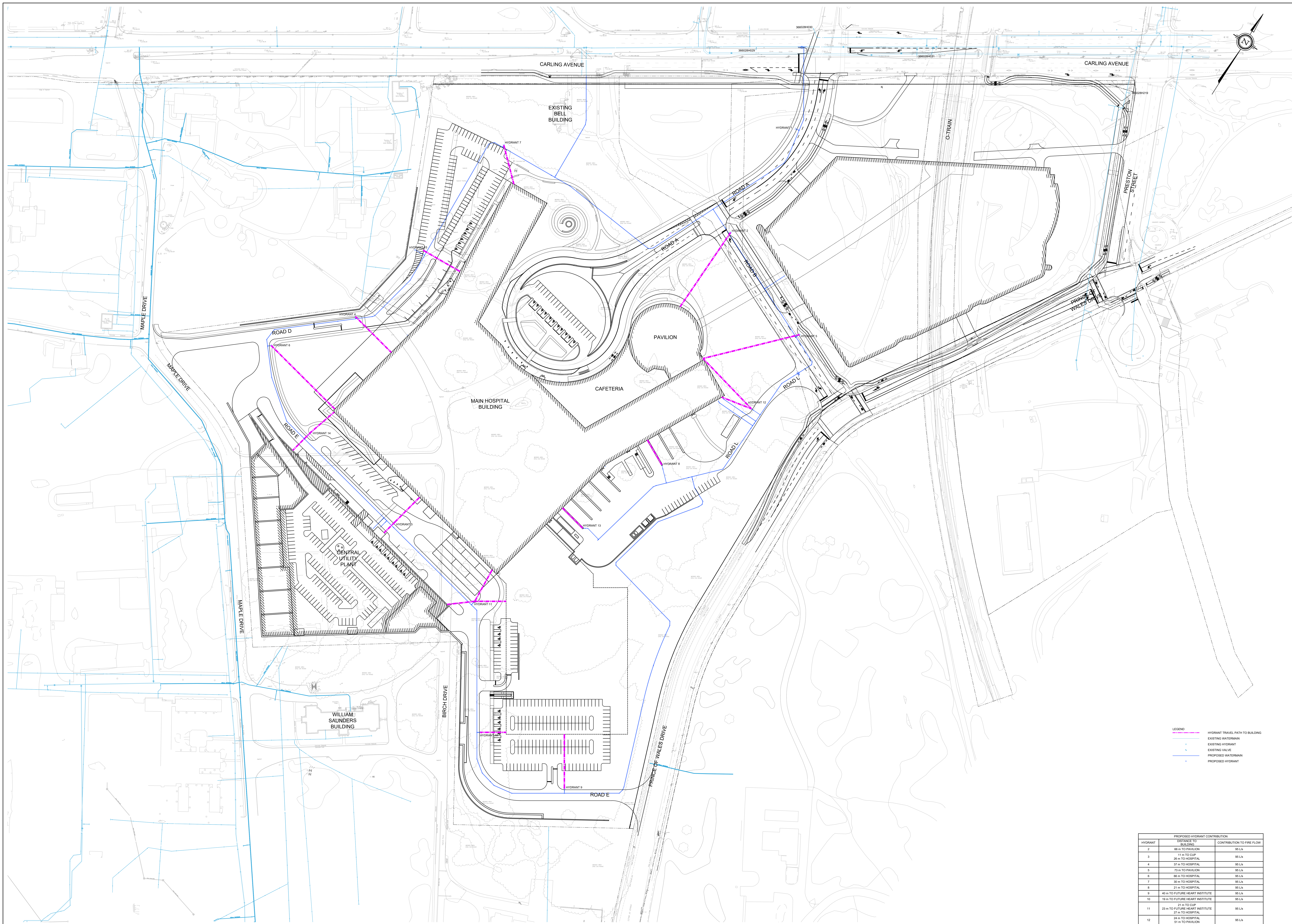


4/2/2023 10:28 PM B:\01\1033982_1\Drawings\DWG_20231103\DRG_02_PIC_ARCH_01\020311.DWG



THE OTTAWA HOSPITAL
NEW CAMPUS
DEVELOPMENT -
HOSPITAL & CUP

DRAFT



LEGEND

- HYDRANT TRAVEL PATH TO BUILDING
- EXISTING WATERMAIN
- EXISTING HYDRANT
- EXISTING VALVE
- PROPOSED WATERMAIN
- PROPOSED HYDRANT

HYDRANT	PROPOSED HYDRANT CONTRIBUTION	
	DISTANCE TO BUILDING	CONTRIBUTION TO FIRE FLOW
2	66 m TO PAVILION	95 L/s
3	11 m TO CUP	95 L/s
4	28 m TO HOSPITAL	95 L/s
5	27 m TO HOSPITAL	95 L/s
6	73 m TO PAVILION	95 L/s
8	66 m TO HOSPITAL	95 L/s
7	30 m TO HOSPITAL	95 L/s
8	21 m TO HOSPITAL	95 L/s
9	40 m TO FUTURE HEART INSTITUTE	95 L/s
10	19 m TO FUTURE HEART INSTITUTE	95 L/s
11	21 m TO CUP	95 L/s
12	23 m TO FUTURE HEART INSTITUTE	95 L/s
13	24 m TO HOSPITAL	95 L/s
14	21 m TO HOSPITAL	95 L/s
15	19 m TO CUP	95 L/s
15	23 m TO HOSPITAL	95 L/s
	TOTAL	1425 L/s

Project Manager: MS
 Project Designer: JEG
 Project Architect: JEG
 Landscape Architect: JEF Fahs
 Civil Engineer: JEG
 Structural Engineer: EJP
 Mechanical Engineer: Smith + Anderson
 Electrical Engineer: Smith + Anderson
 Plumbing Engineer: Smith + Anderson
 Interior Designer: Collins
 Equipment Planner: Collins
 Windfinda: Collins

Sheet Reviewer: PARSONS

MARK	DATE	DESCRIPTION
01	2022-09-23	ISSUED FOR PRE-CONSULTATION
02	2022-10-26	DRAFT FOR 90% SD
03	2022-11-20	ISSUED FOR SPC & FLUCA - 1ST SUBMISSION

Project Number: 1033382
 Original Issue: 04/2/22

PRELIMINARY
 NOT TO BE CONSIDERED

Sheet Name
HYDRANT CONTRIBUTION

Figure 7-1