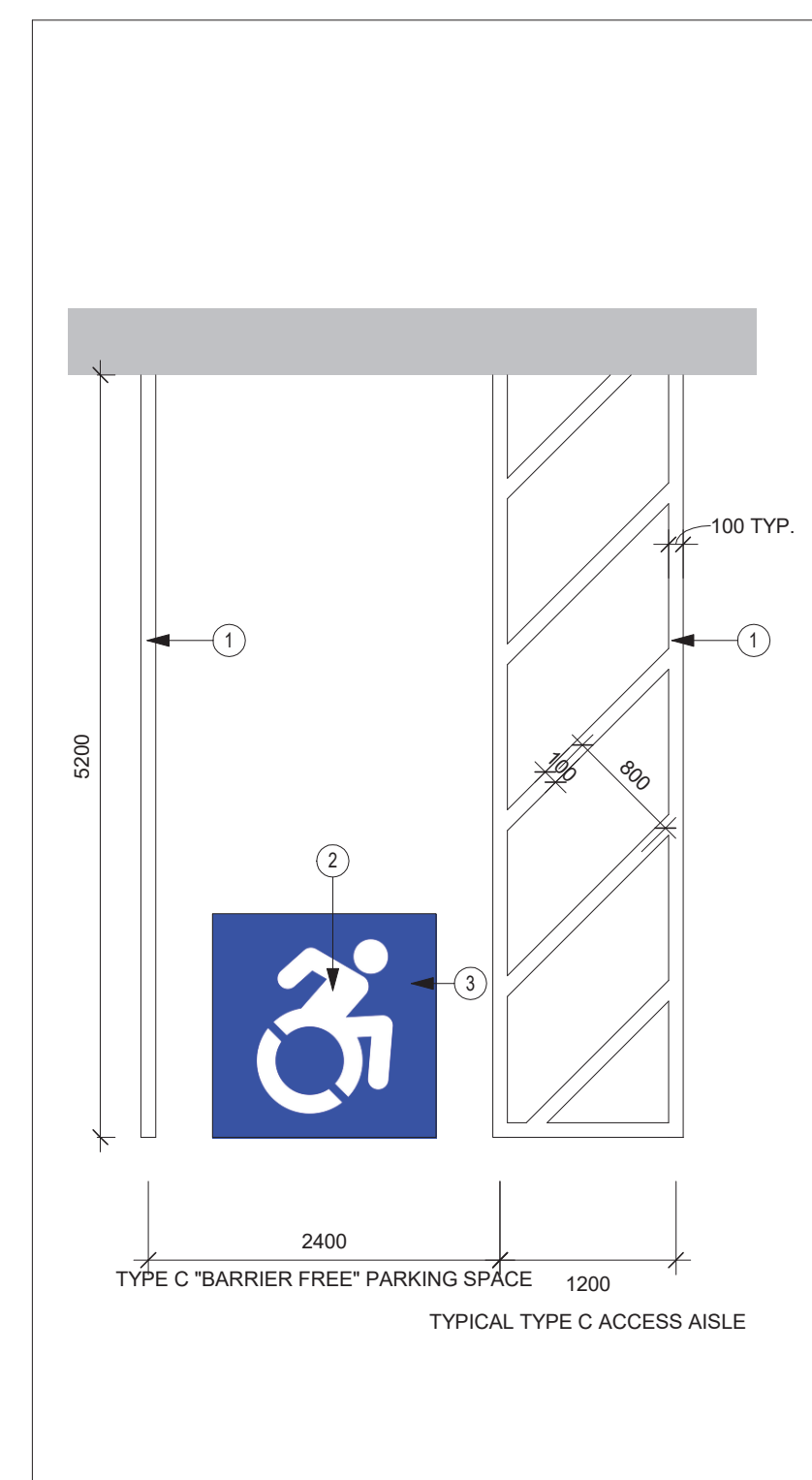
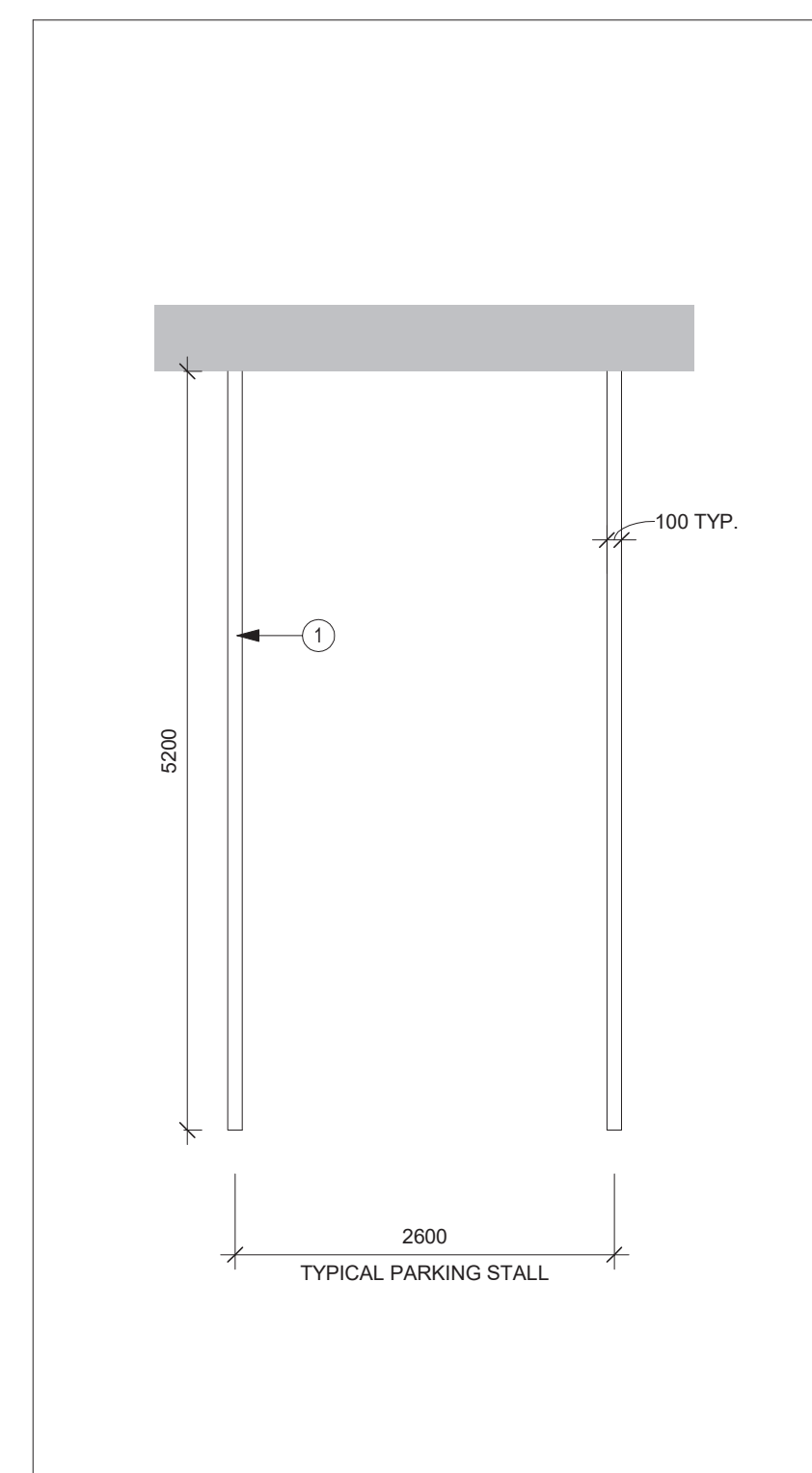


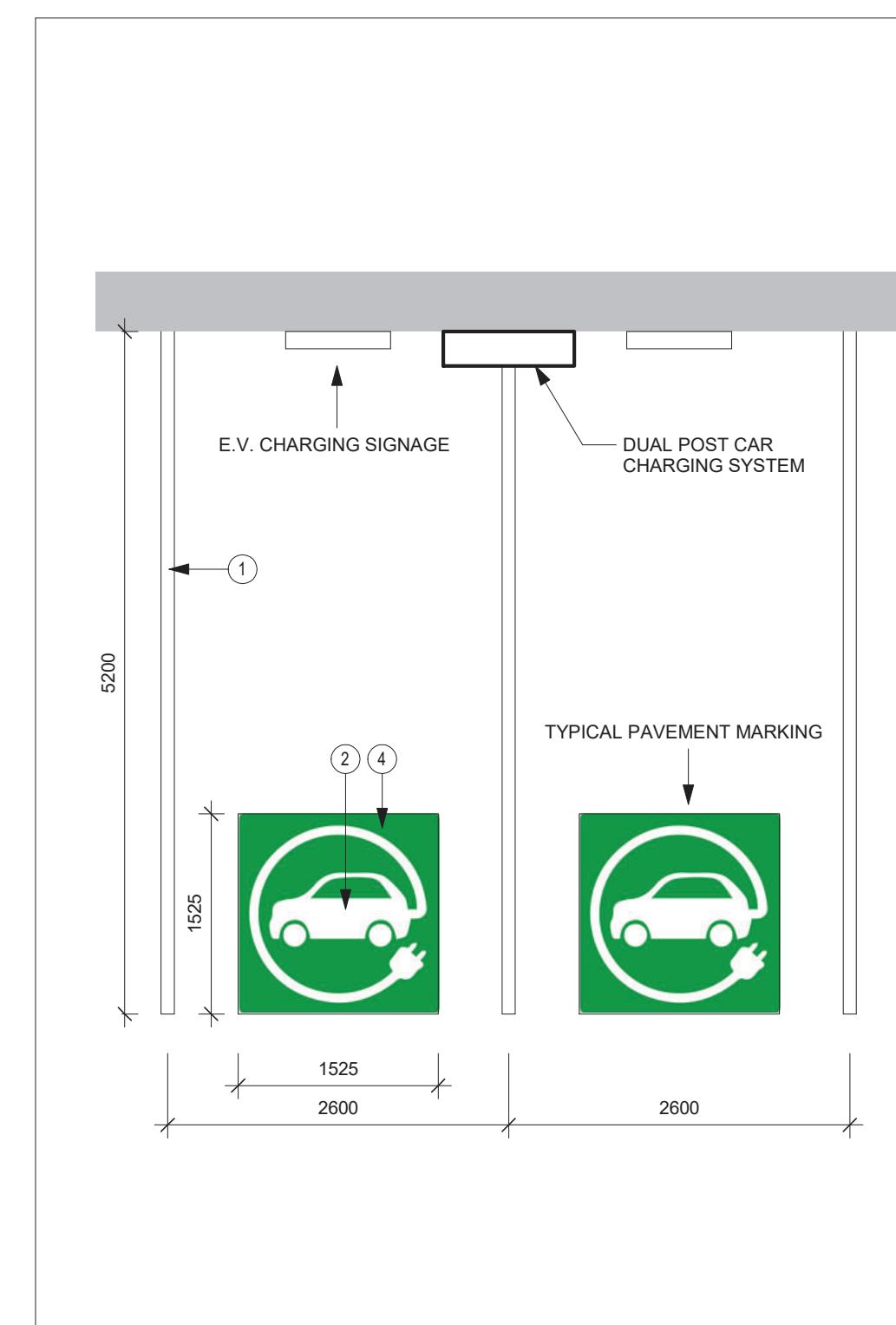
1 LINE PAINTING - BARRIER FREE TYPE A & B
AP0401 Scale: 1:50



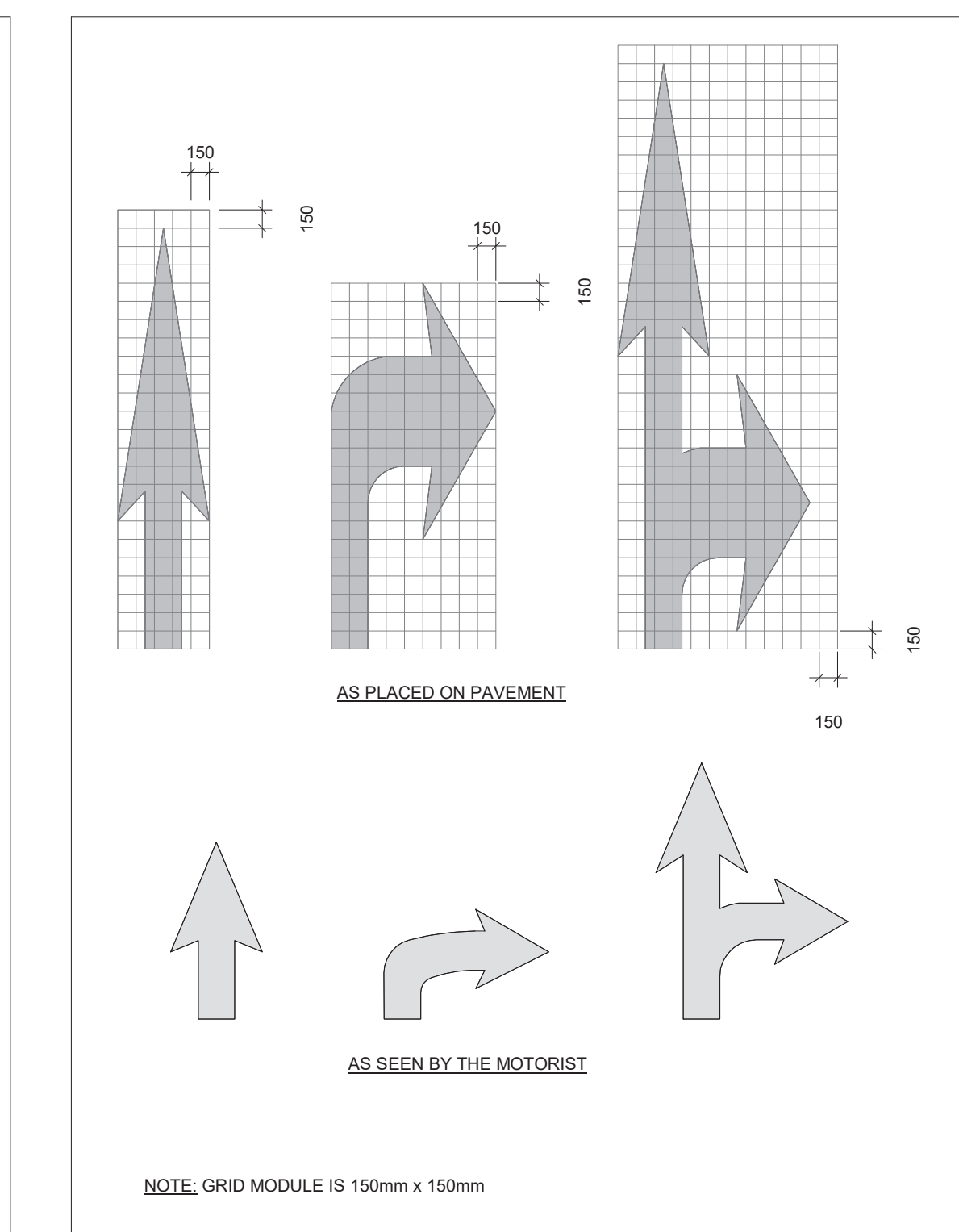
2 LINE PAINTING - TYPE C
AP0401 Scale: 1:50



3 LINE PAINTING - REGULAR
AP0401 Scale: 1:50



4 LINE PAINTING - ELECTRIC VEHICLES
AP0401 Scale: 1:50



5 LINE PAINTING - DIRECTIONAL ARROWS
AP0401 Scale: 1:50

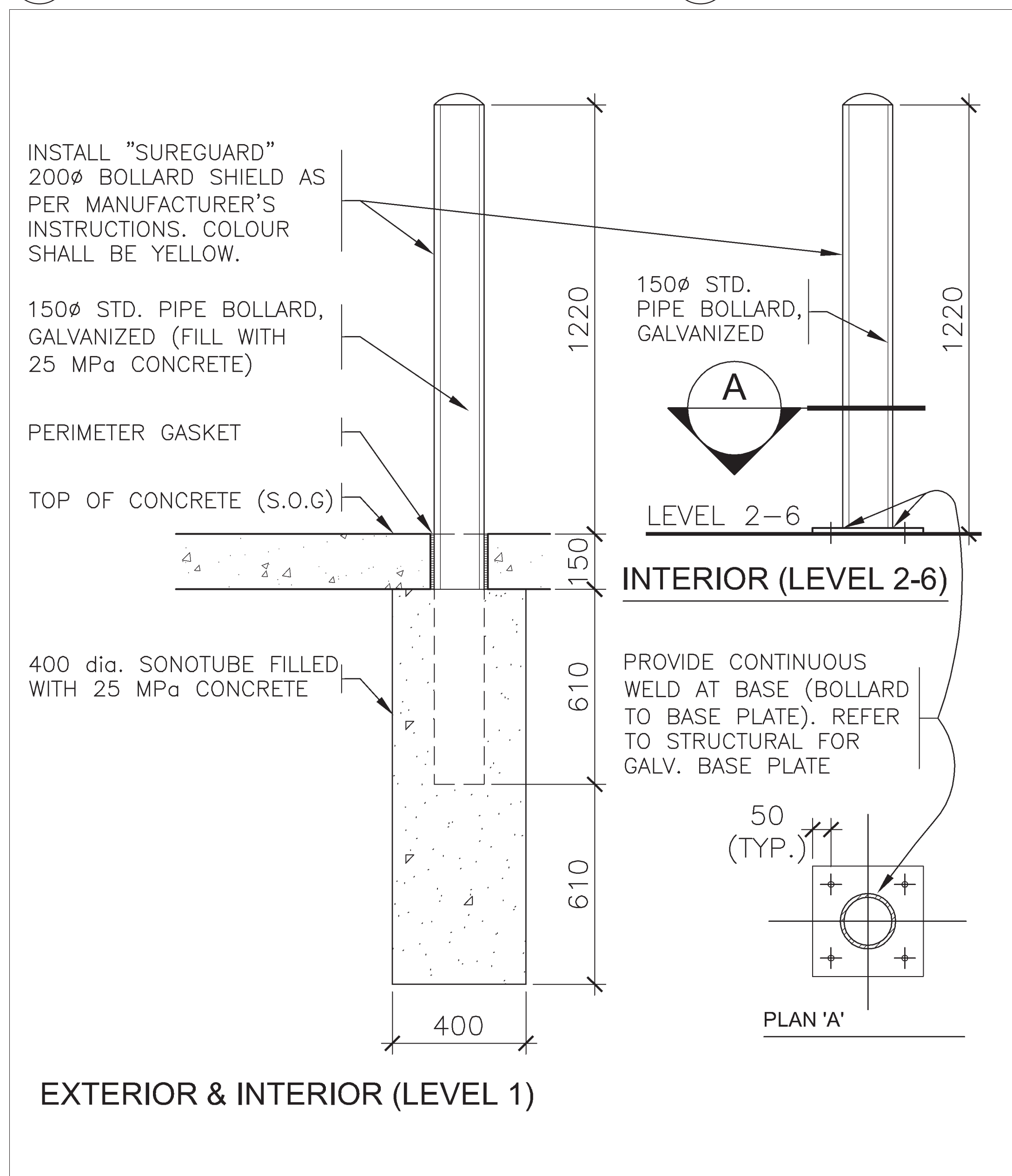
- PAINT COLOUR LEGEND**
- ① YELLOW: PARKING LANES, PARKING ISLANDS, RESTRICTED AREAS
 - ② WHITE WITH REFLECTIVE GLASS BEADS: DIRECTIONAL ARROWS, STOP LANES, PEDESTRIAN CROSSING, K LINES
 - ③ BLUE PANTONE PMS 2935C: BARRIER FREE PARKING SYMBOL
 - ④ GREEN PANTONE PMS 354C: ELECTRIC VEHICLE PARKING SYMBOL

PARKING COUNTS:

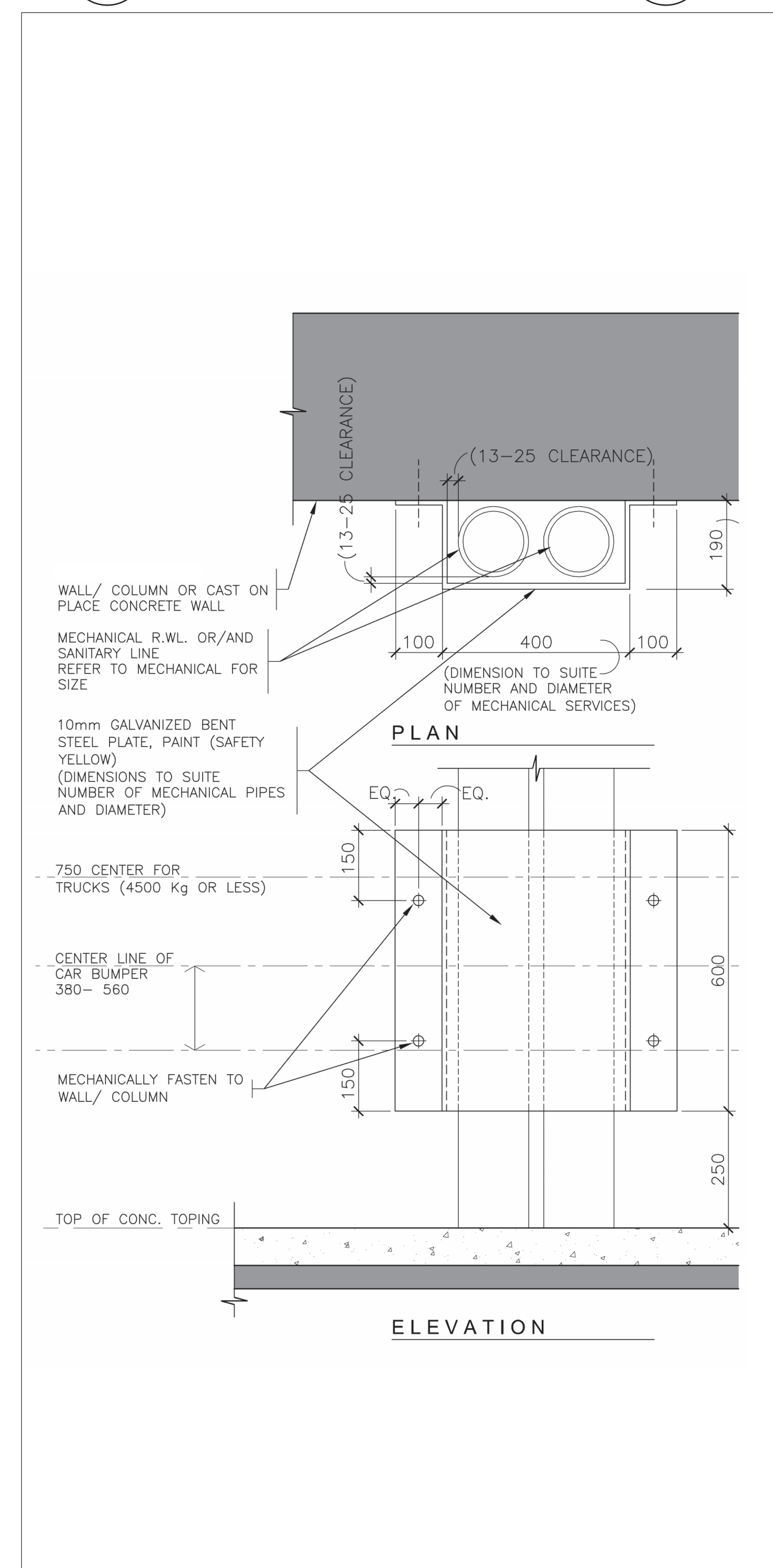
Parking Schedule		
Description	Type	Count
Level 01		
BARRIER FREE - TYPE B	Parking - 2.4m x 5.2m	52
REGULAR PARKING STALL	Parking - 2.6m x 5.2m	61
BARRIER FREE - TYPE A (VAN ACCESSIBLE)	Parking - 3.4m x 5.2m	12
Level 01: 65		
Level 01a		
REGULAR PARKING STALL	Parking - 2.6m x 5.2m	19
Level 01a: 3		
BARRIER FREE - TYPE B	Parking - 2.4m x 5.2m	18
REGULAR PARKING STALL	Parking - 2.6m x 5.2m	106
BARRIER FREE - TYPE C	Parking - 2.4m x 5.2m	22
Level 02: 146		
Level 03		
REGULAR PARKING STALL	Parking - 2.6m x 5.2m	136
BARRIER FREE - TYPE C	Parking - 2.4m x 5.2m	20
Level 03: 156		
Level 04		
REGULAR PARKING STALL	Parking - 2.6m x 5.2m	162
Level 04: 162		
Level 05		
REGULAR PARKING STALL	Parking - 2.6m x 5.2m	163
Level 05: 163		
Level 06		
REGULAR PARKING STALL	Parking - 2.6m x 5.2m	163
Level 06: 163		
Level 07: 163		
REGULAR PARKING STALL	Parking - 2.6m x 5.2m	163
Level 07: 163		
Grand total: 1090		

Parking Schedule - Total (By Type)		
Description	Type	Count
BARRIER FREE - TYPE A (VAN ACCESSIBLE)	Parking - 3.4m x 5.2m	12
BARRIER FREE - TYPE B	Parking - 2.4m x 5.2m	69
BARRIER FREE - TYPE C	Parking - 2.4m x 5.2m	42
REGULAR PARKING STALL	Parking - 2.6m x 5.2m	556
TOTAL VEHICLE PARKING		1090

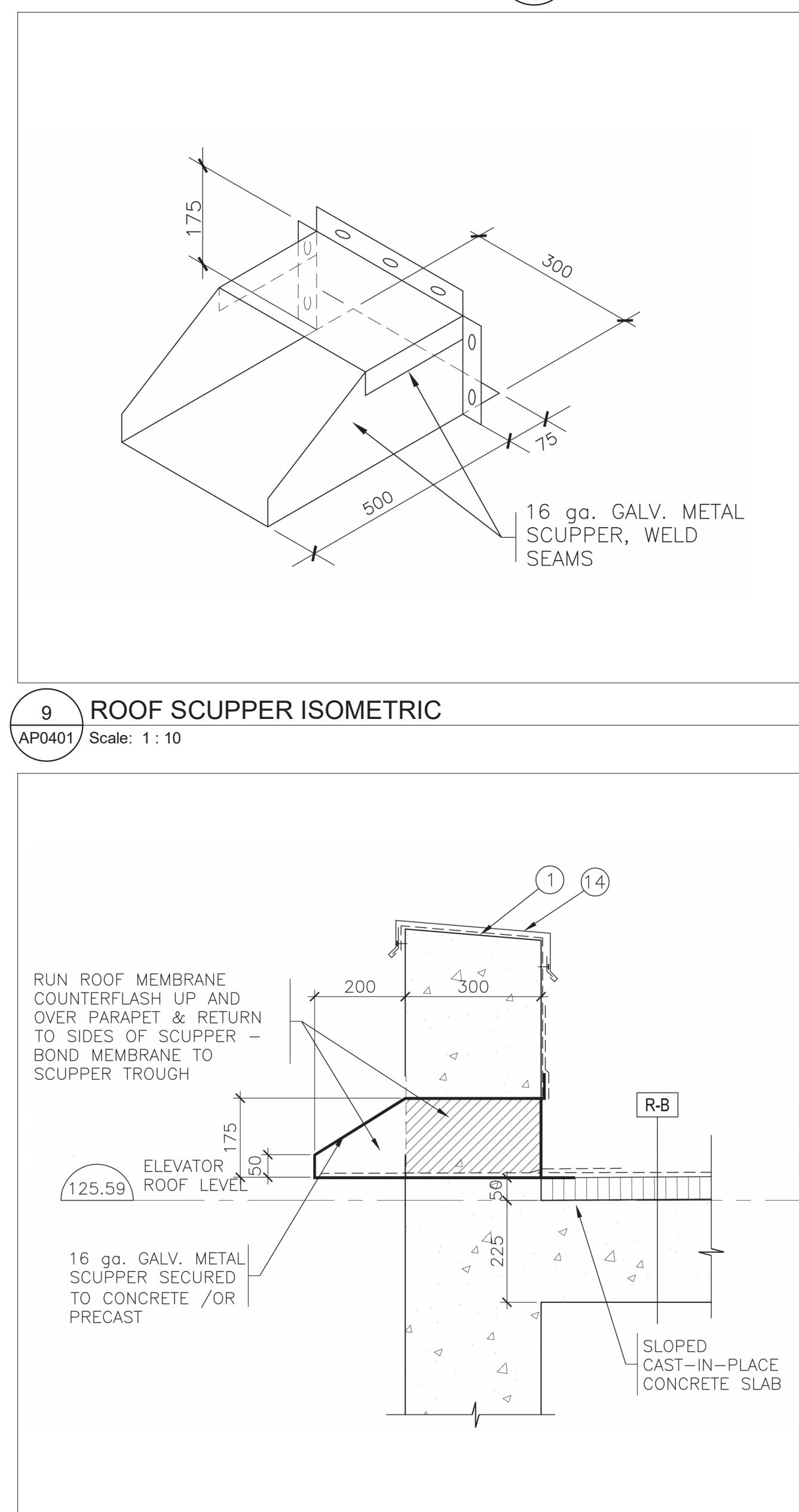
Parking Schedule - Motorcycle		
Level	Count	
Level 01	1	
Level 02	1	
Level 03	1	
Level 04	1	
Level 05	1	
Level 06	1	
Grand total: 6		



7 FIXED AND SURFACE MOUNTED BOLLARDS
AP0401 Scale: 1:10



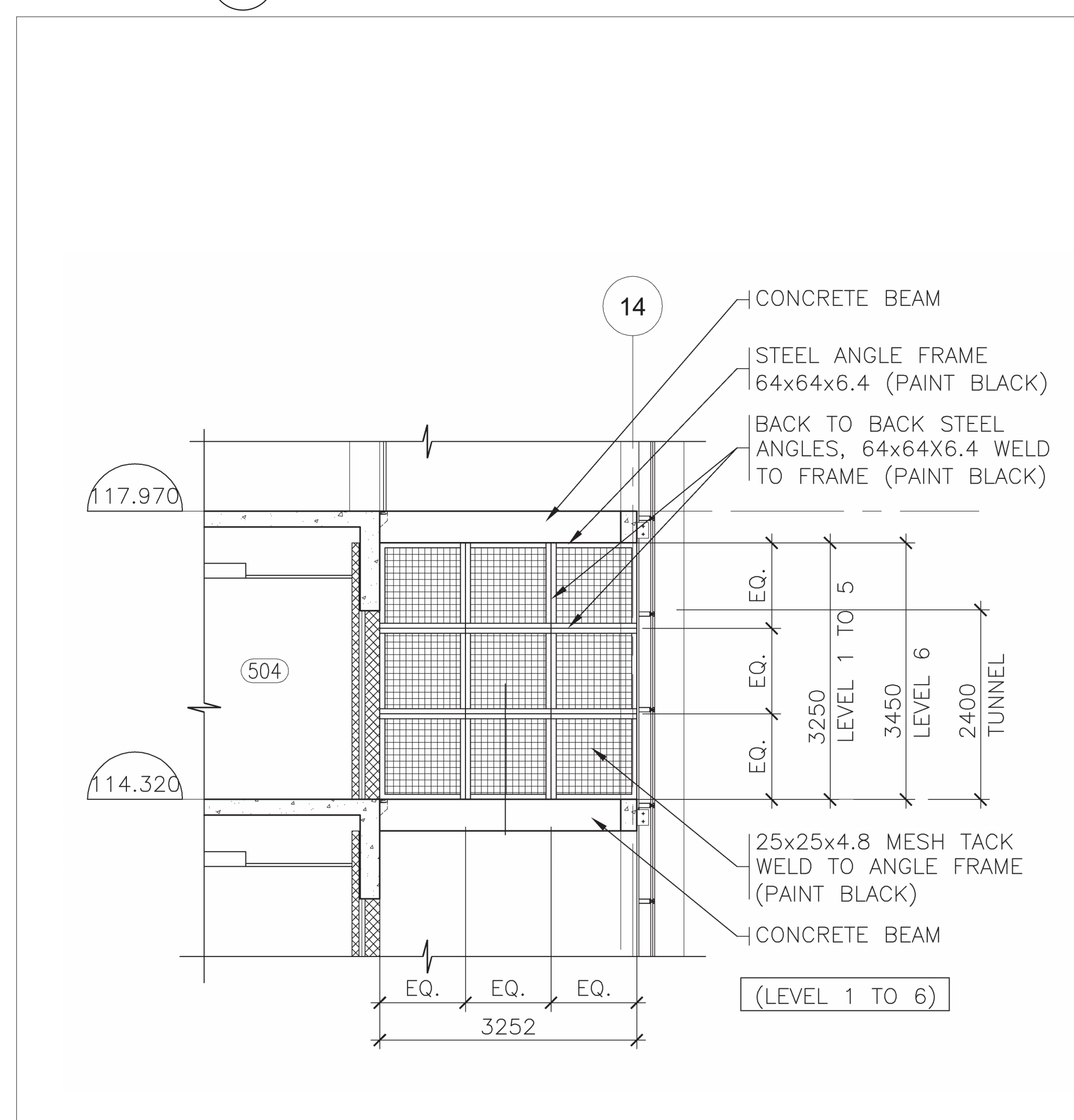

8 BENT STEEL PLATE TO PROTECT SERVICES
AP0401 Scale: 1:10



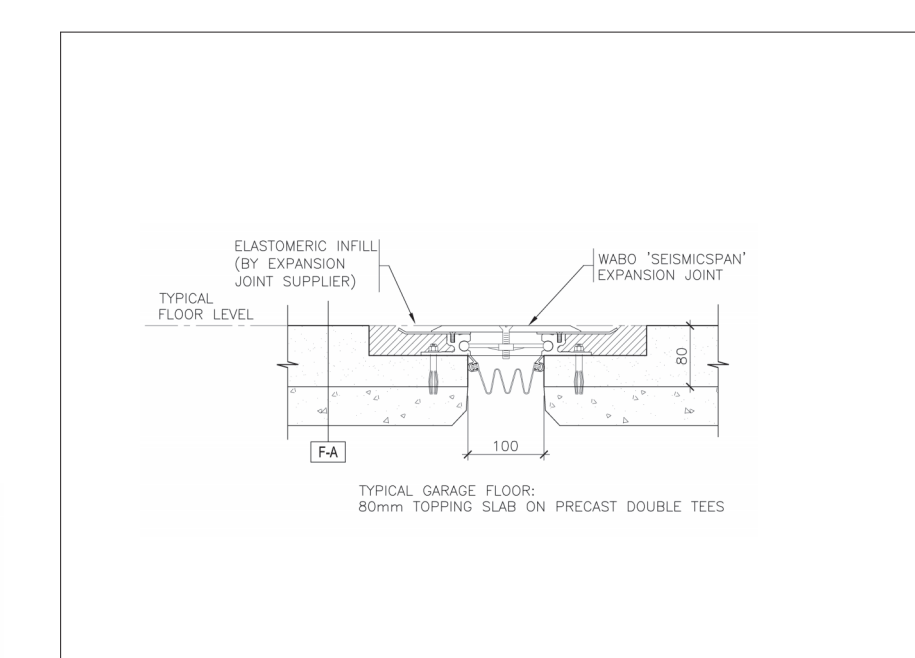
9 ROOF SCUPPER ISOMETRIC
AP0401 Scale: 1:10

APPROVED
By Lily Xu at 4:34 pm, Oct 26, 2023

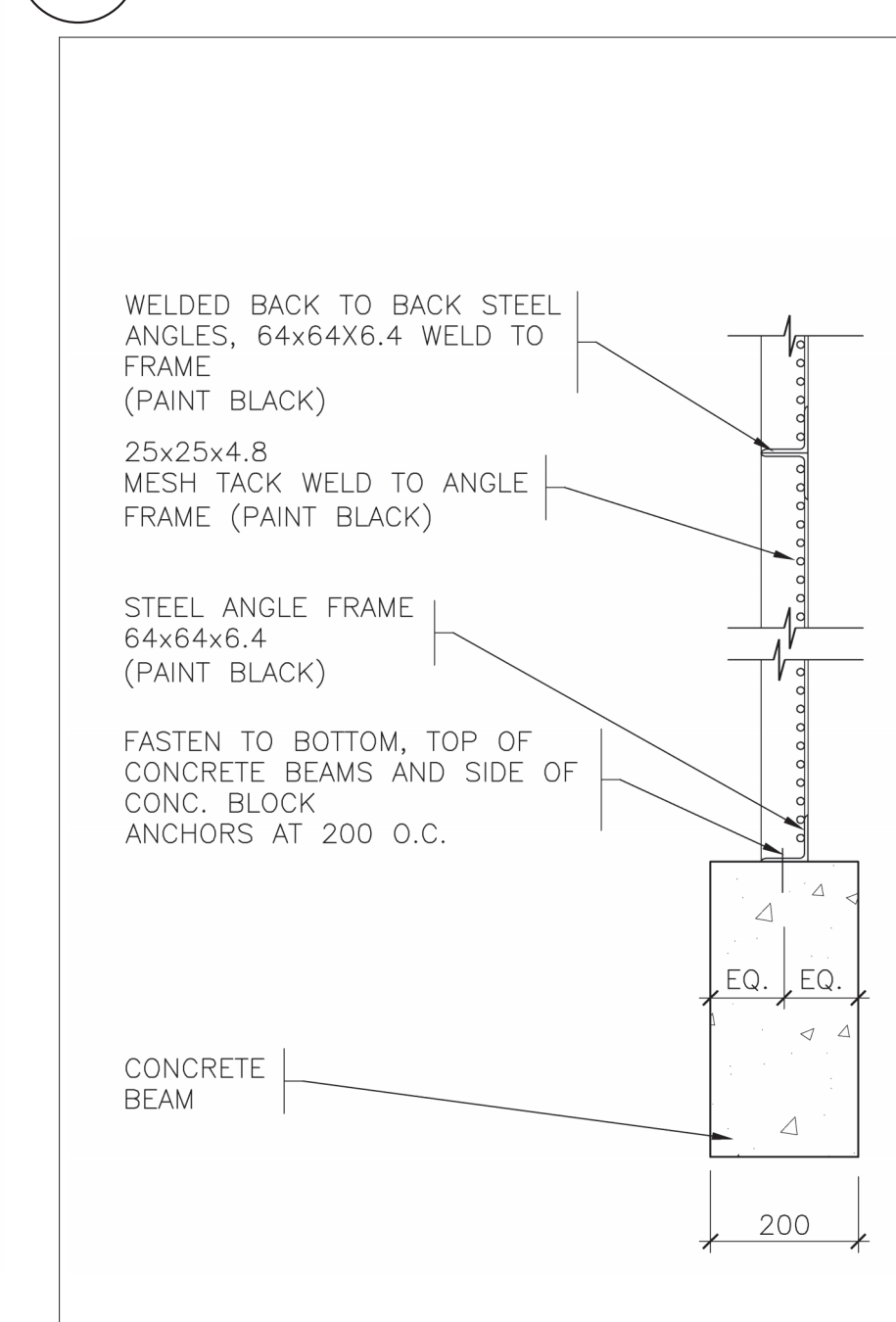
LILY XU, MCIP, RPP
MANAGER, DEVELOPMENT REVIEW SOUTH
PLANNING, INFRASTRUCTURE & ECONOMIC
DEVELOPMENT DEPARTMENT, CITY OF OTTAWA



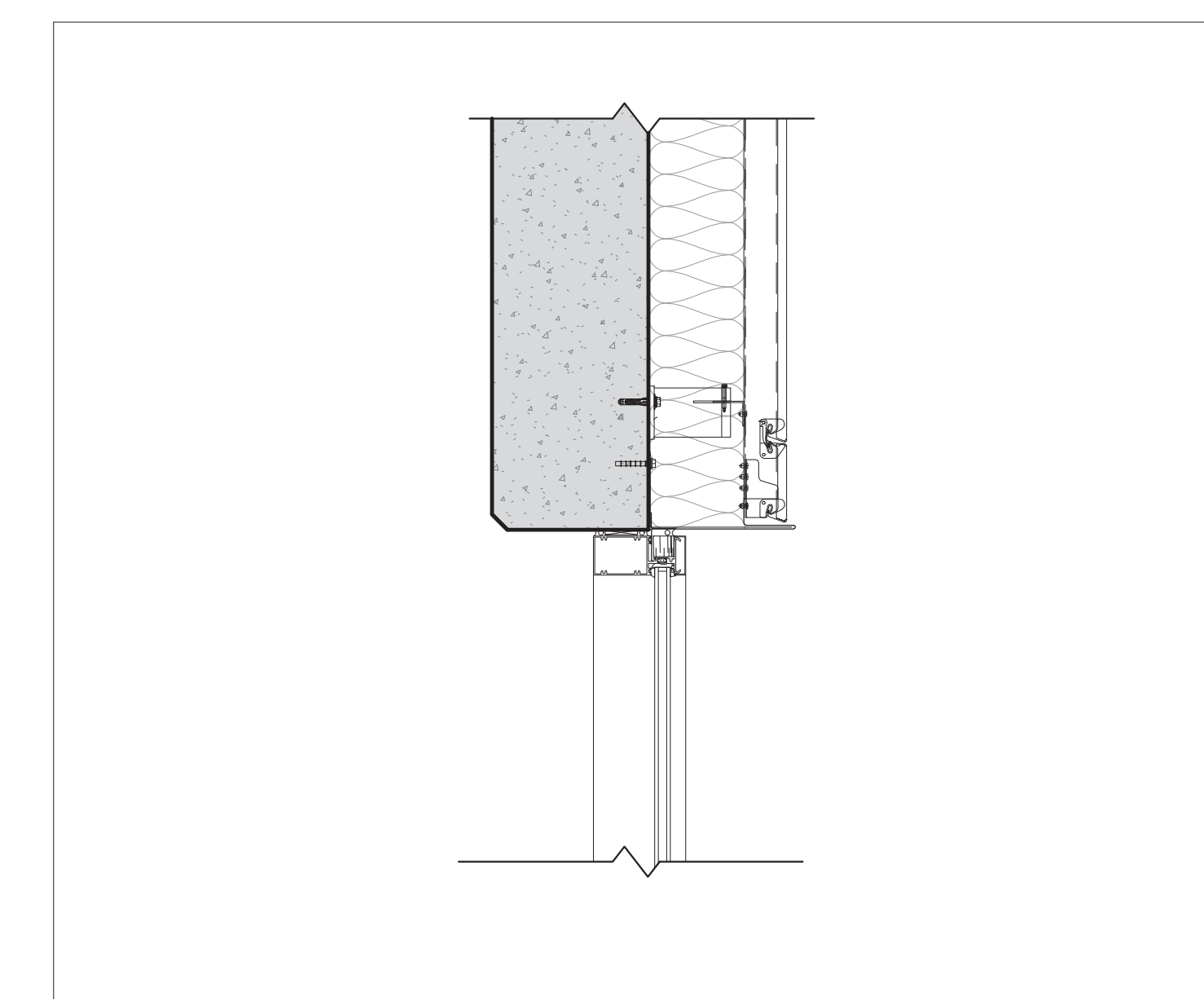
14 ELEVATOR SHAFT DIVIDER WALL
AP0401 Scale: 1:50



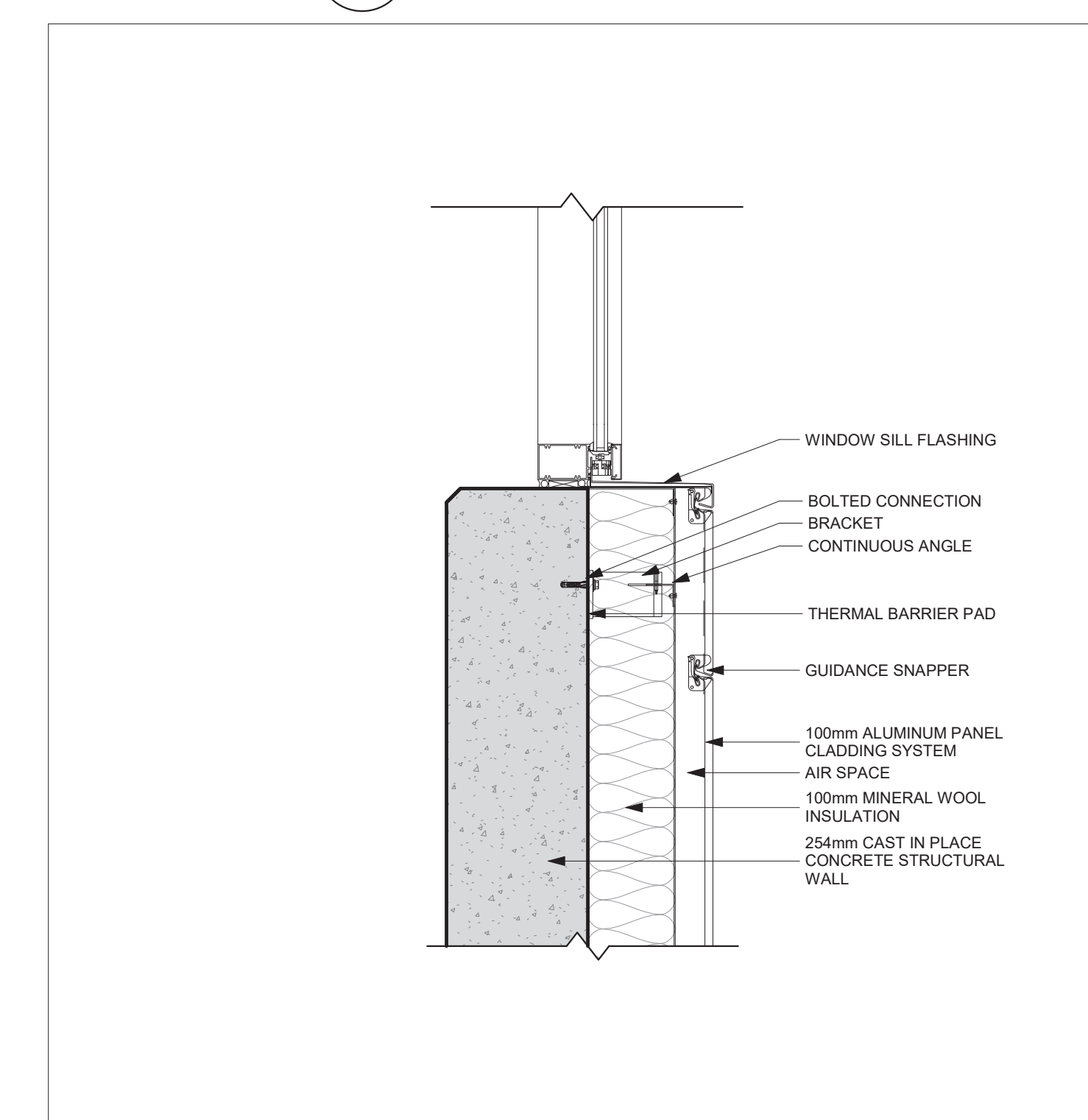
17 VEHICLE DECK EXPANSION JOINT
AP0401 Scale: 1:10



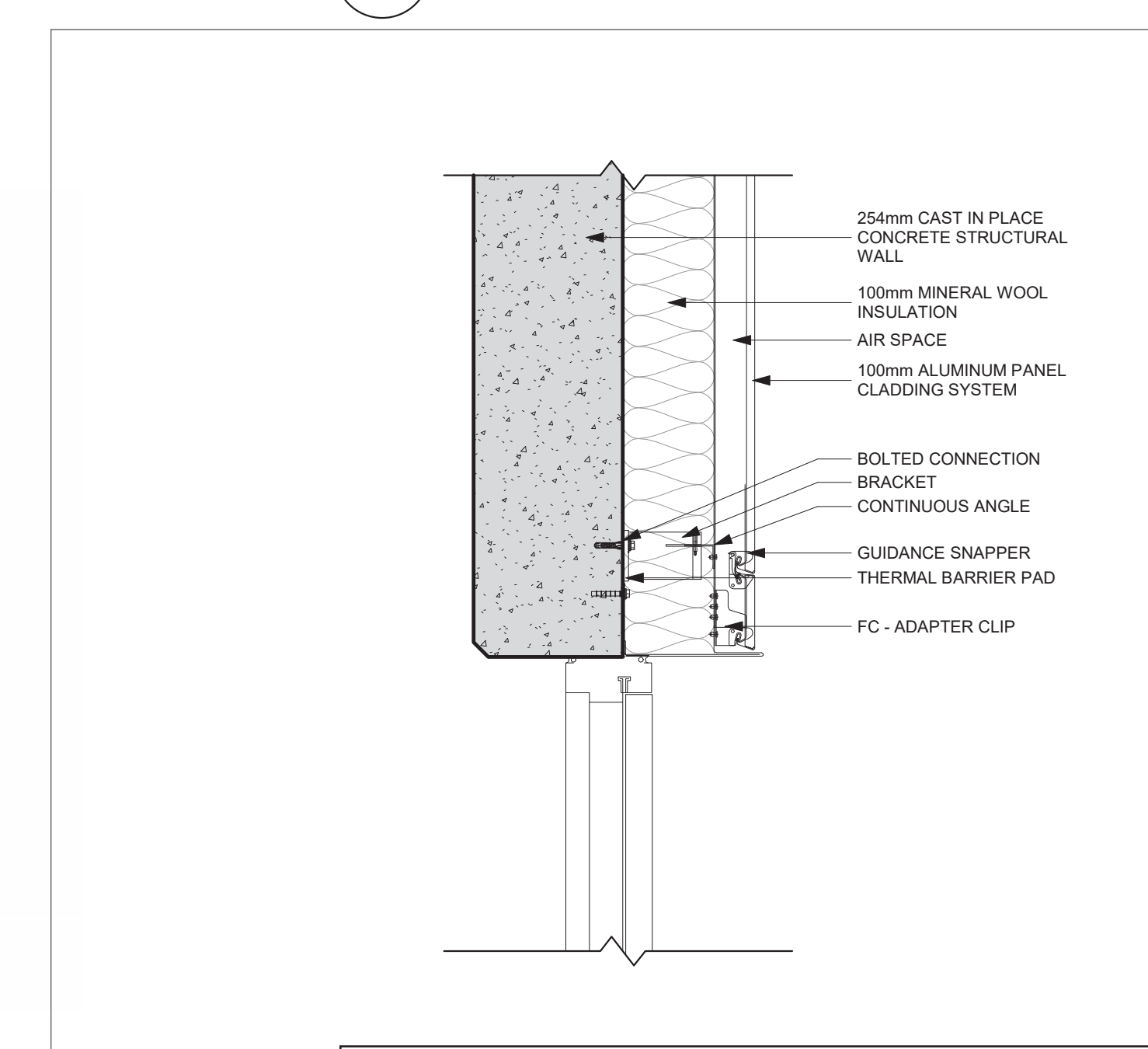
18 ELEVATOR SHAFT DIVIDER WALL DTL
AP0401 Scale: 1:10



13 SECTION DETAIL - WINDOW HEAD
AP0401 Scale: 1:10

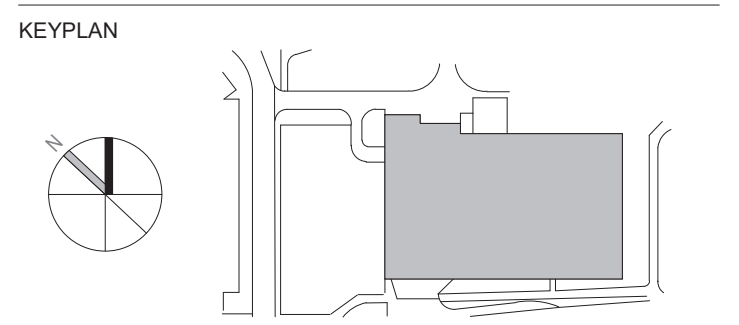


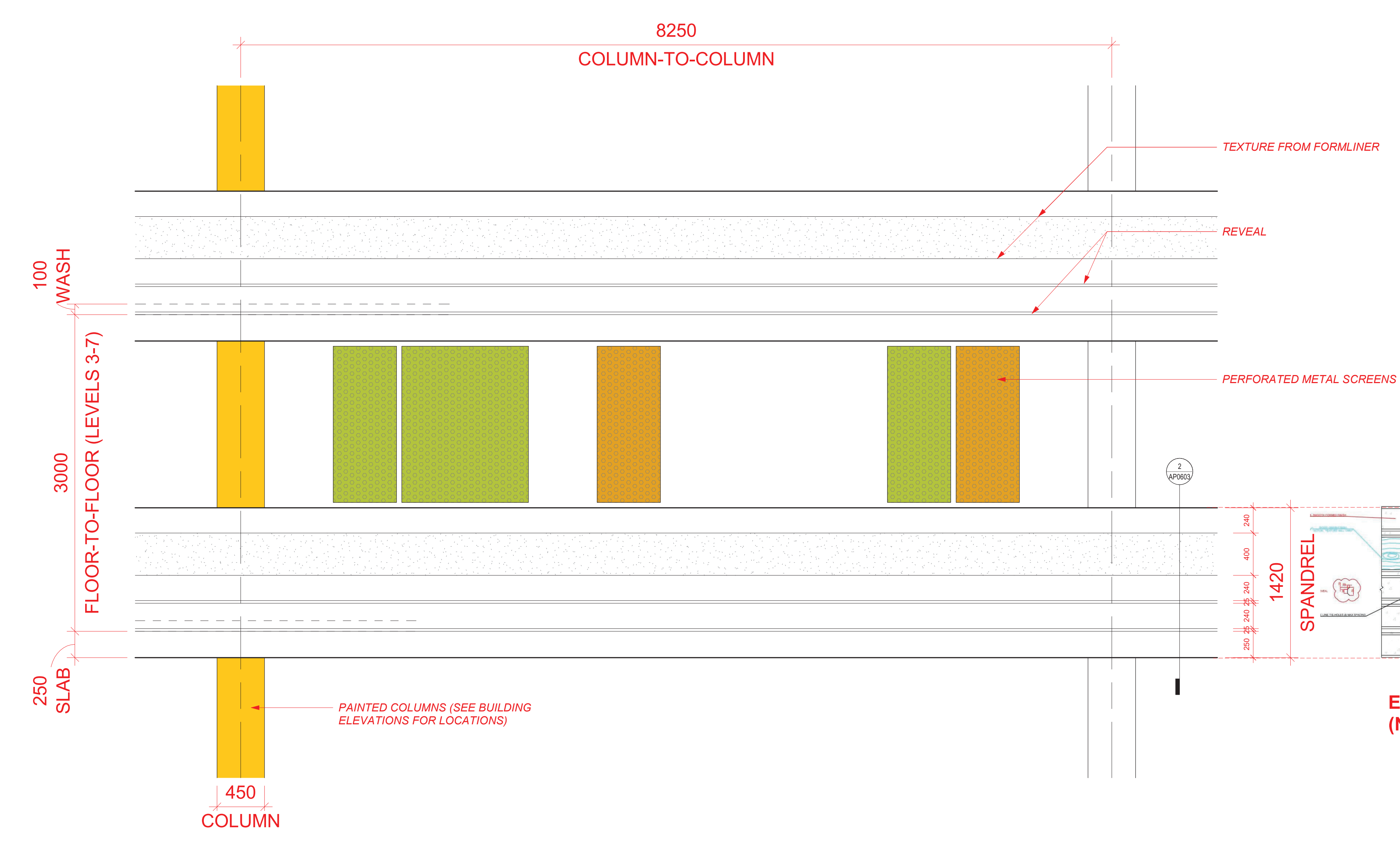
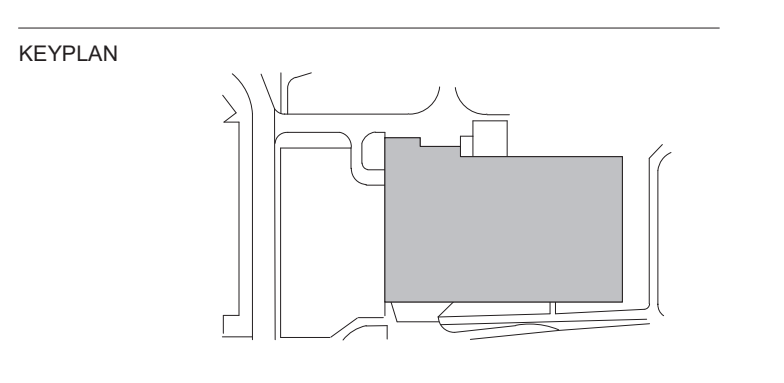
18 SECTION DETAIL - WINDOW SILL
AP0401 Scale: 1:10



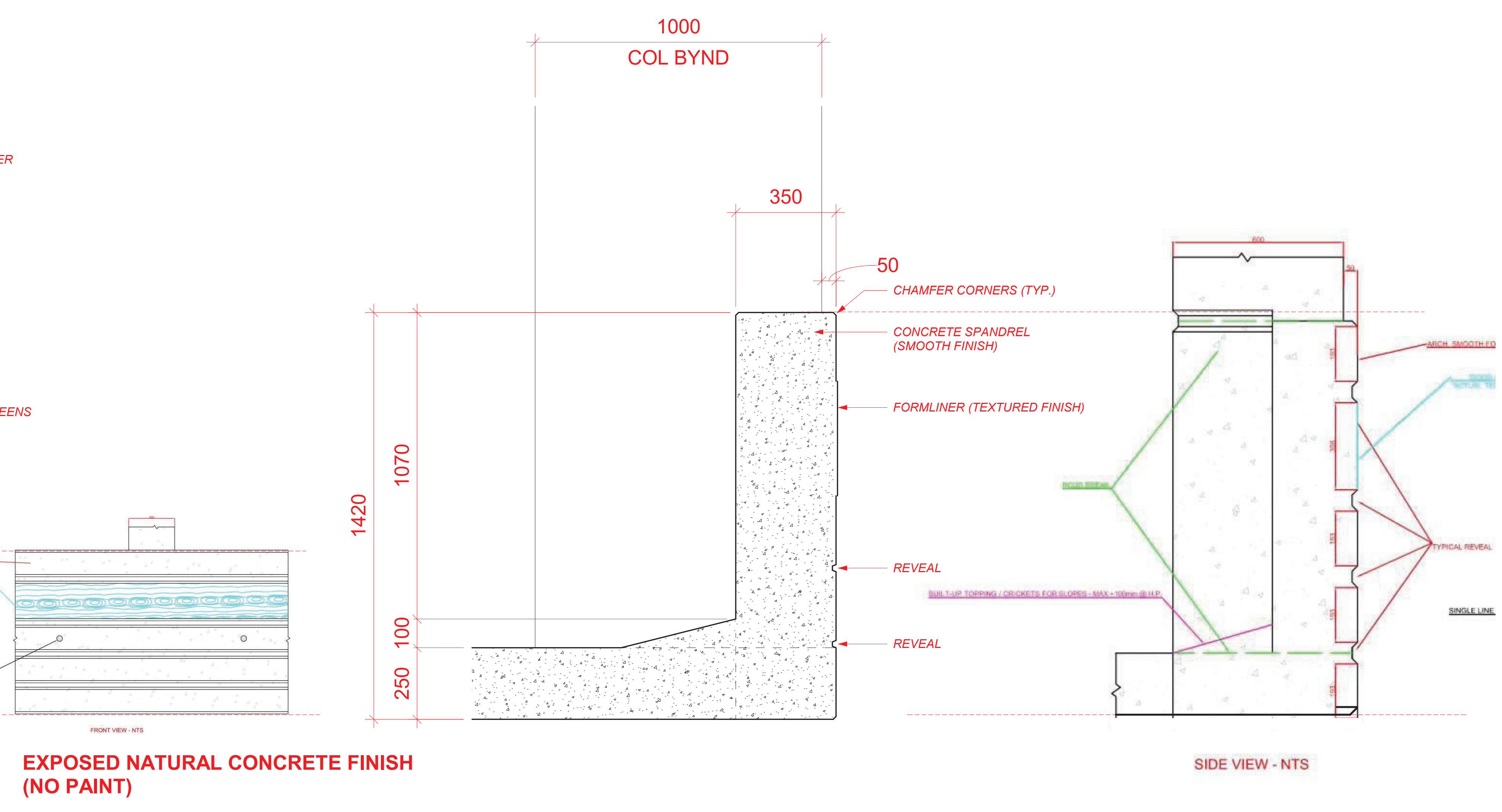
19 SECTION
AP0401 Scale: 1:10

City of Ottawa File No. D07-12-22-0170
City of Ottawa Plan No. 18912

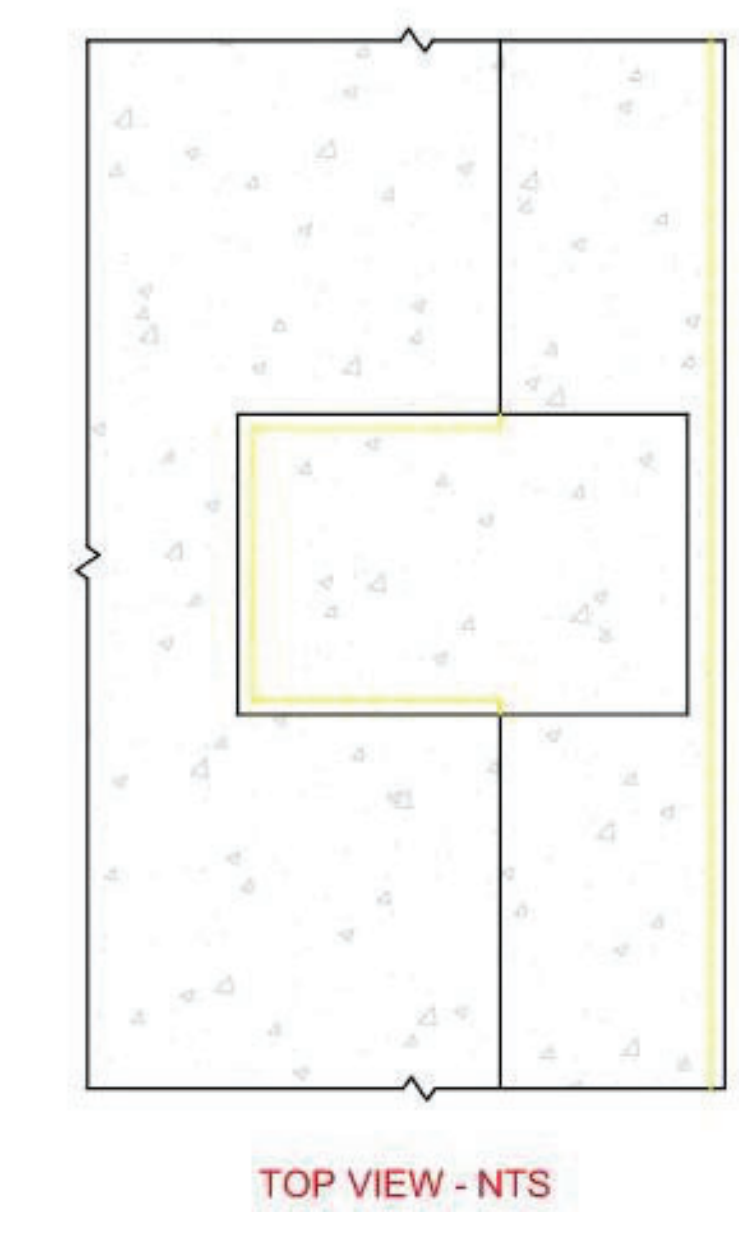




1 SPANDREL ELEVATION
Scale: 1 : 25



2 SPANDREL SECTION
Scale: 1 : 10



WOODGRAIN STRIP INTEGRATED WITH FORMWORK PANEL - MOCKUPS TO BE PROVIDED



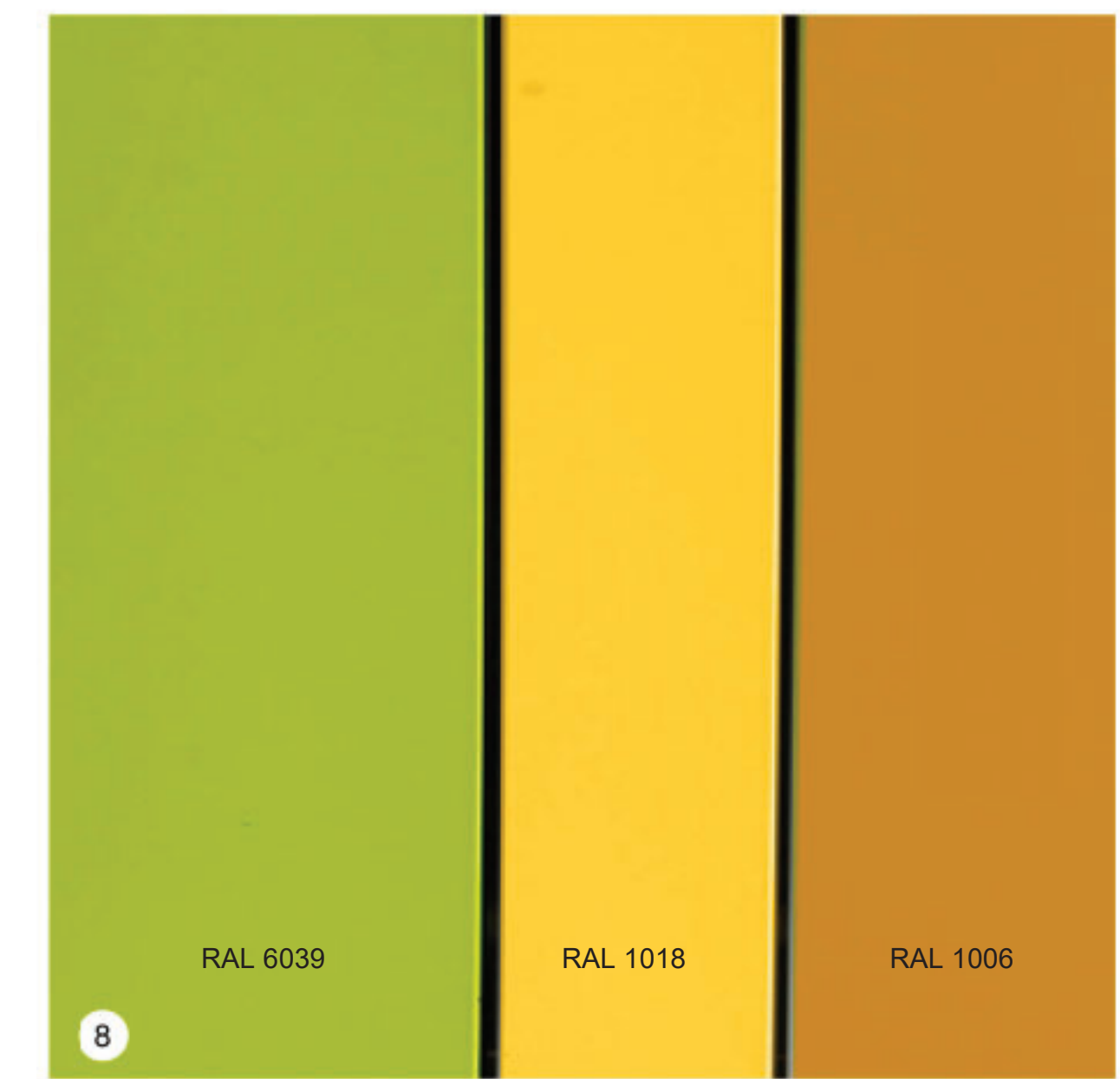
CORUS Building Systems

COLORED PERFORATED METAL

Perforation: Rv 3-5 Perforation diameter: 3 mm Perforation ratio: 32.7%	Perforation: Rv 3-6 Perforation diameter: 3 mm Perforation ratio: 22.7%	Perforation: Rv 3-5.5 Perforation diameter: 3.5 mm Perforation ratio: 44.4%
Perforation: Rv 4-6 Perforation diameter: 4 mm Perforation ratio: 49.3%	Perforation: Rv 5-12 Perforation diameter: 5 mm Perforation ratio: 15.7%	Perforation: Rv 6-8 Perforation diameter: 6 mm Perforation ratio: 51.6%
Perforation: Rv 8-13.06 Perforation diameter: 8 mm Perforation ratio: 17.0%	Perforation: Ellipse Perforation diameter: 8 mm x 10 mm x U.S. Perforation ratio: 27.0%	Perforation: Quadriform Perforation diameter: (max) 23 mm Perforation ratio: 42.8%

Please turn over for notes regarding the product.

1DOOR4CARE COLOURS



NOTE - ABOVE OPTIONS PRESENTED FOR REVIEW - FINAL SELECTION SUBJECT TO CA REVIEW AND APPROVAL

City of Ottawa File No. D07-12-22-0170
City of Ottawa Plan No. 18912

APPROVED
By Lily Xu at 4:34 pm, Oct 26, 2023

LILY XU, MCIP, RPP
MANAGER, DEVELOPMENT REVIEW SOUTH
PLANNING, INFRASTRUCTURE & ECONOMIC
DEVELOPMENT DEPARTMENT, CITY OF OTTAWA

1 2023-08-16 ISSUED FOR EPC SUBMISSION
2 2023-07-31 ISSUED FOR 0% DD SUBMISSION
DATE revision

ONTARIO ASSOCIATION OF ARCHITECTS
JASON CHANG
LICENSED ARCHITECT

All drawing and specifications are the property of the architect. The contractor shall verify all dimensions and information on site and report any discrepancy to architect before proceeding.

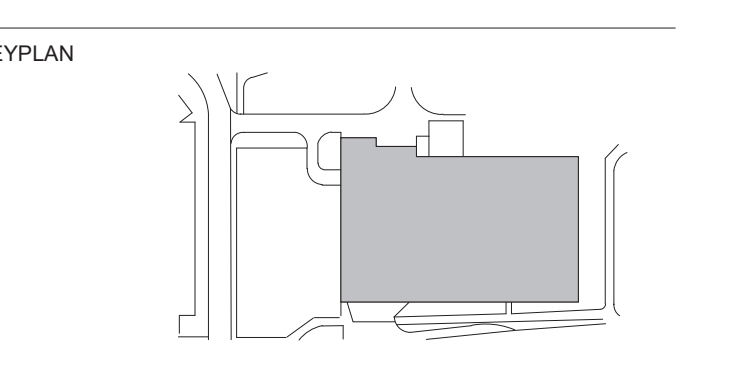
1Door4Care: CHEO Integrated Treatment Centre: Parking Garage
401 Smyth Road, Ottawa ON

ENLARGED ELEVATIONS

scale: As Indicated
drawn by: Author
reviewed by: Checker
job number: 2021-0801-19
plot date: 2023-08-16
drawing number: AP0603

APPROVED
By Lily Xu at 4:35 pm, Oct 26, 2023

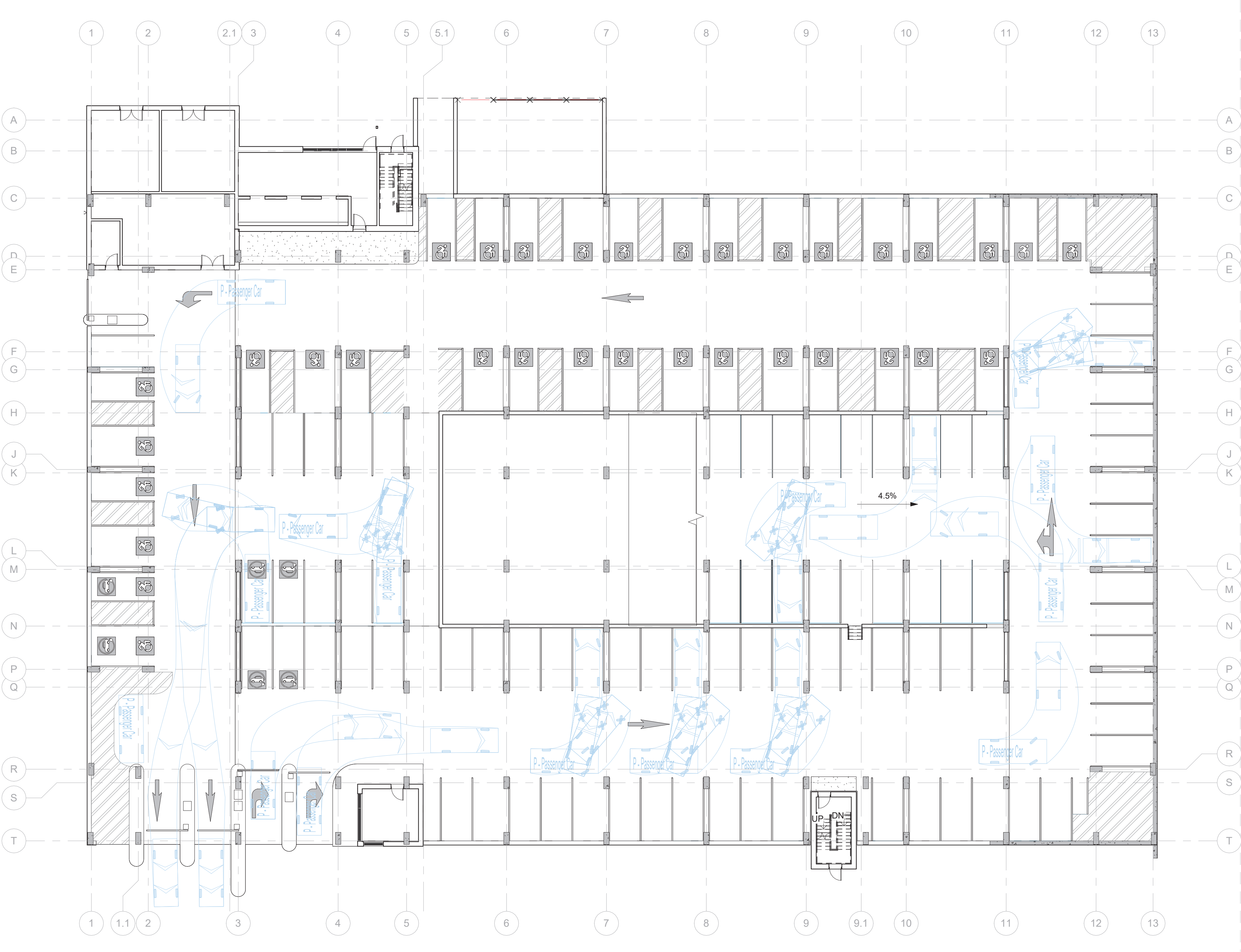
Lily Xu
LILY XU, MCIIP, RPP
MANAGER, DEVELOPMENT REVIEW SOUTH
PLANNING, INFRASTRUCTURE & ECONOMIC
DEVELOPMENT DEPARTMENT, CITY OF OTTAWA



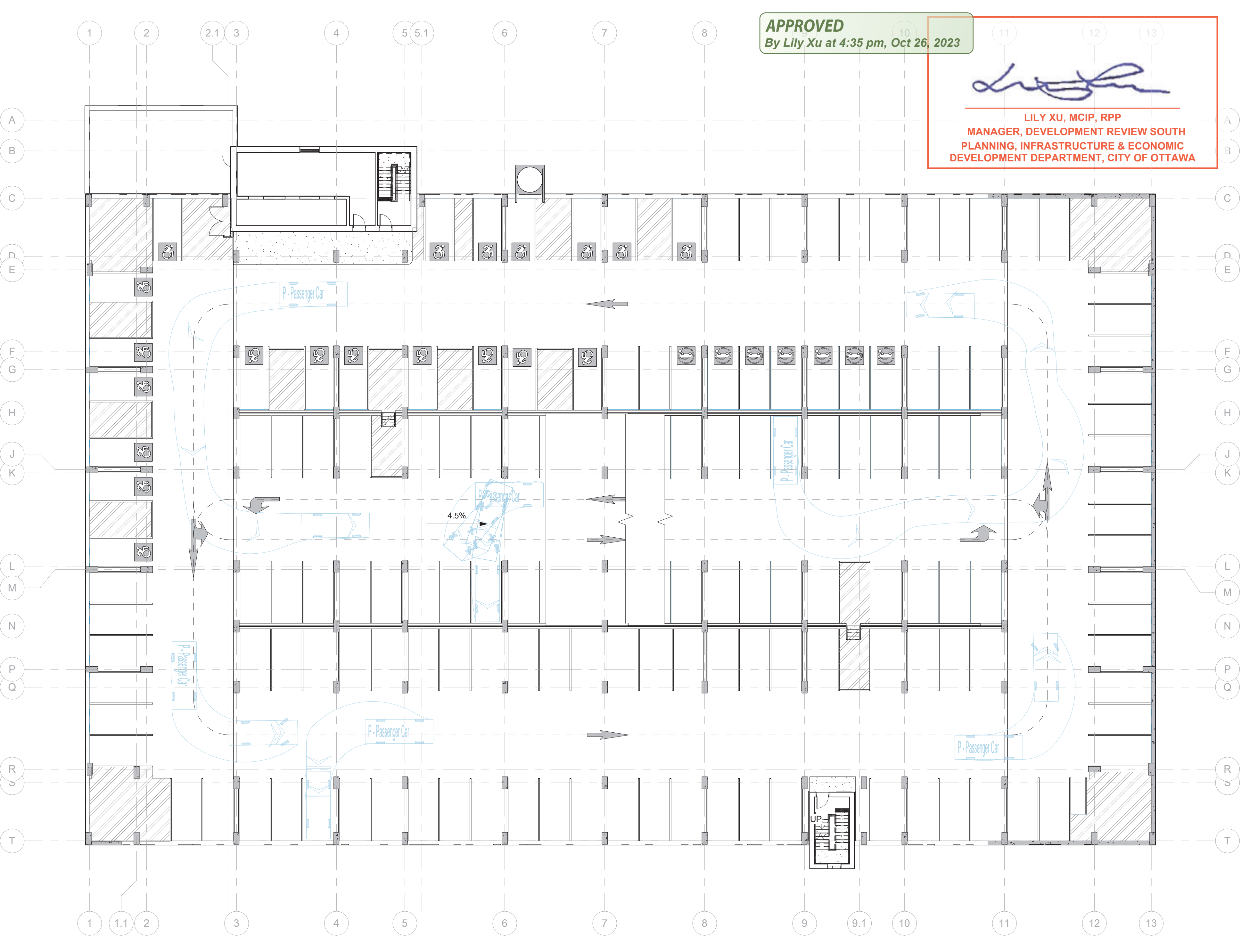
VEHICLE DIMENSIONS - PASSENGER CAR
REF. TAG 1999, AUTOCAD VEHICLE TRACKING PLUG-IN



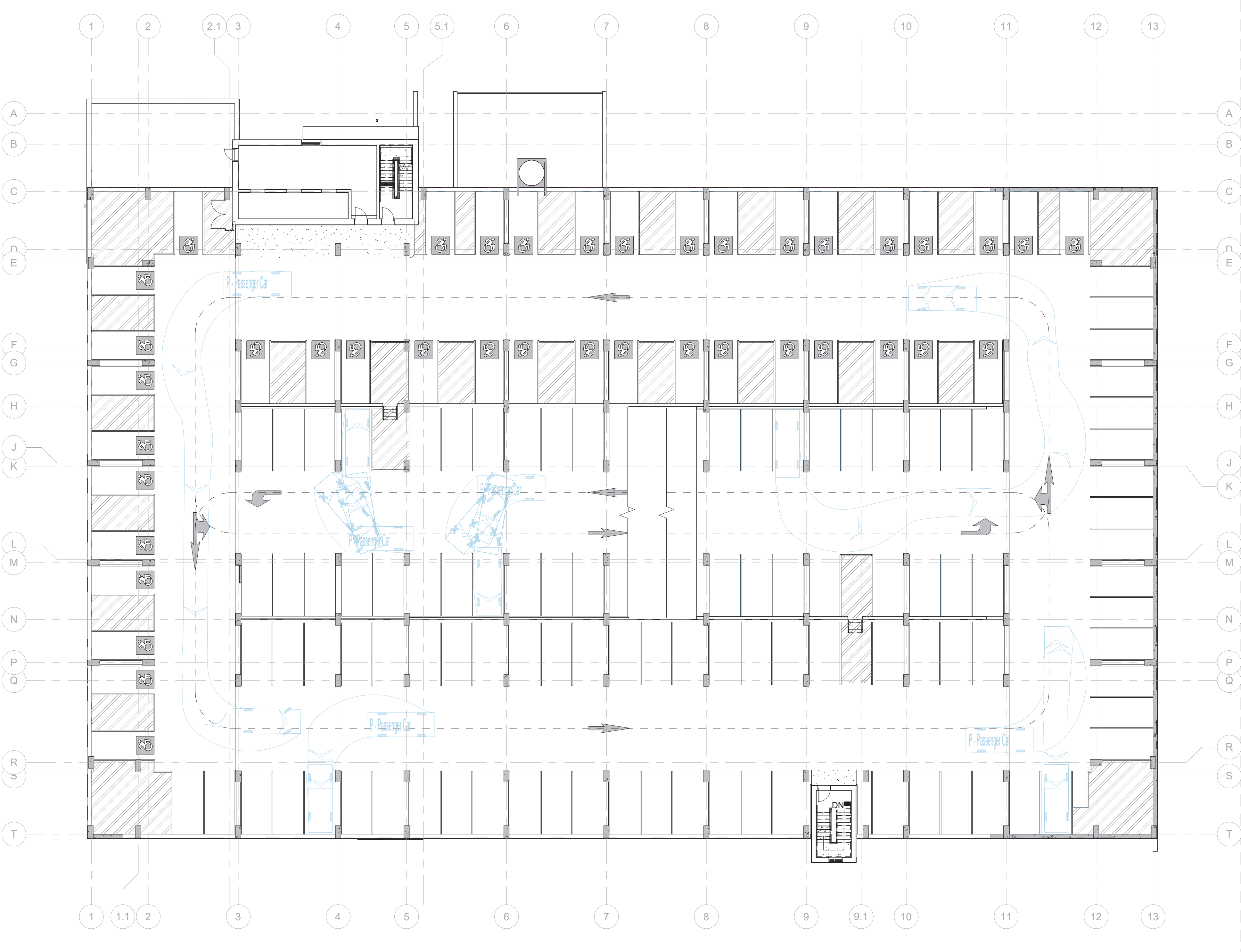
P - Passenger Car	18.373m
Overall Length	4.500m
Overall Width	1.800m
Overall Body Height	1.500m
Wheel Ground Clearance	0.100m
Track Width	1.500m
Lock-to-lock time	4.000m
Curb to Curb Turning Radius	10.000m



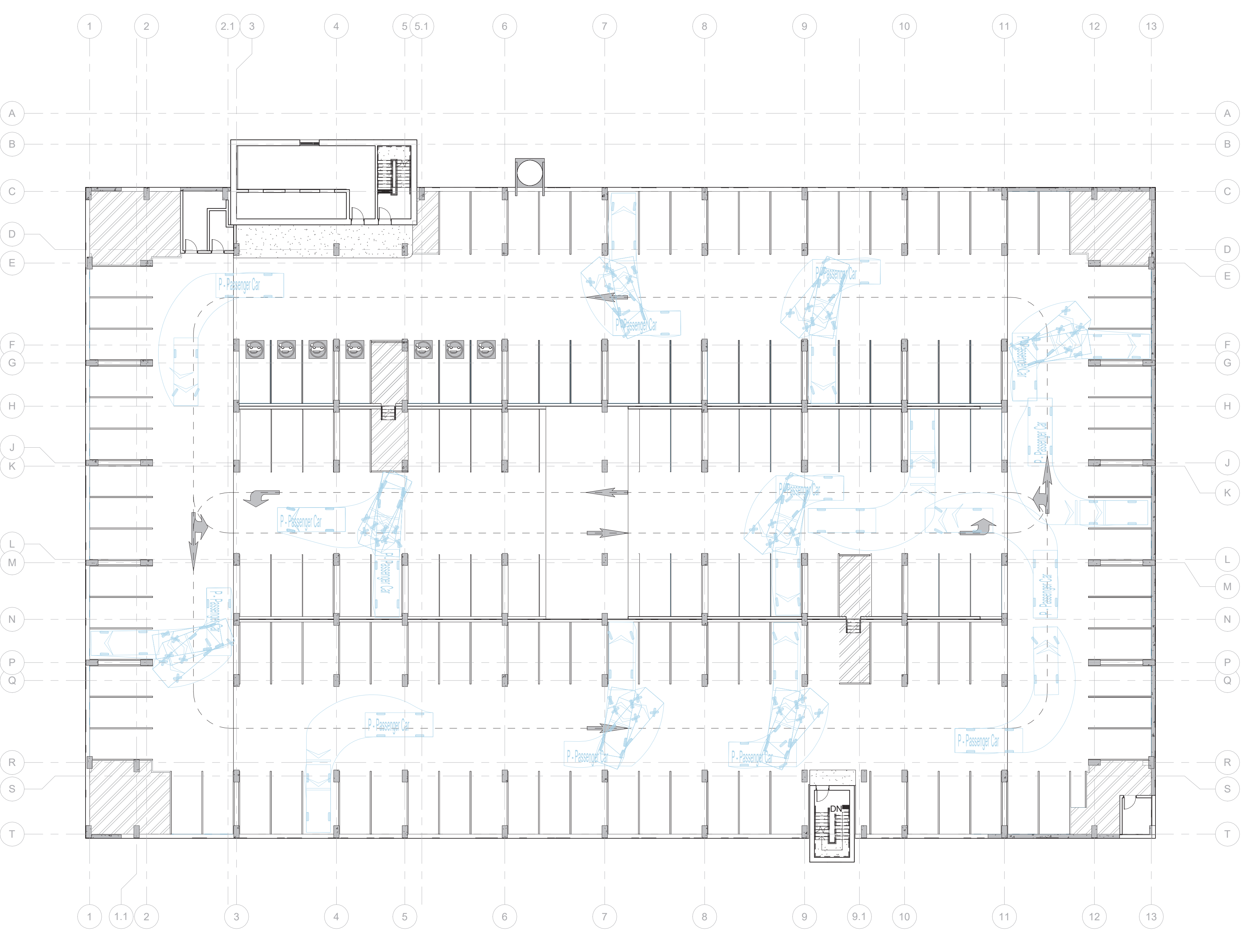
1 Level 01 - VEHICLE TRACKING, PASSENGER CAR
AP0602 Scale: 1:200



3 Level 03 - VEHICLE TRACKING, PASSENGER CAR
AP0602 Scale: 1:200



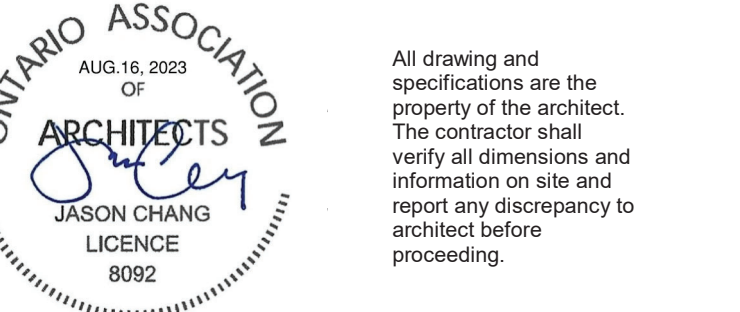
2 Level 02 - VEHICLE TRACKING, PASSENGER CAR
AP0602 Scale: 1:200



4 Level 04 - VEHICLE TRACKING (TYPICAL LEVELS 04, 05, 06, 07)
AP0602 Scale: 1:200

City of Ottawa File No. D07-12-22-0170
City of Ottawa Plan No. 18912

1	2023-08-16	ISSUED FOR EPC SUBMISSION		
0	2023-07-31	ISSUED FOR 0% DD SUBMISSION		
#	DATE	REVISION	DATE	REVISION



1Door4Care: CHEO Integrated Treatment Centre: Parking Garage

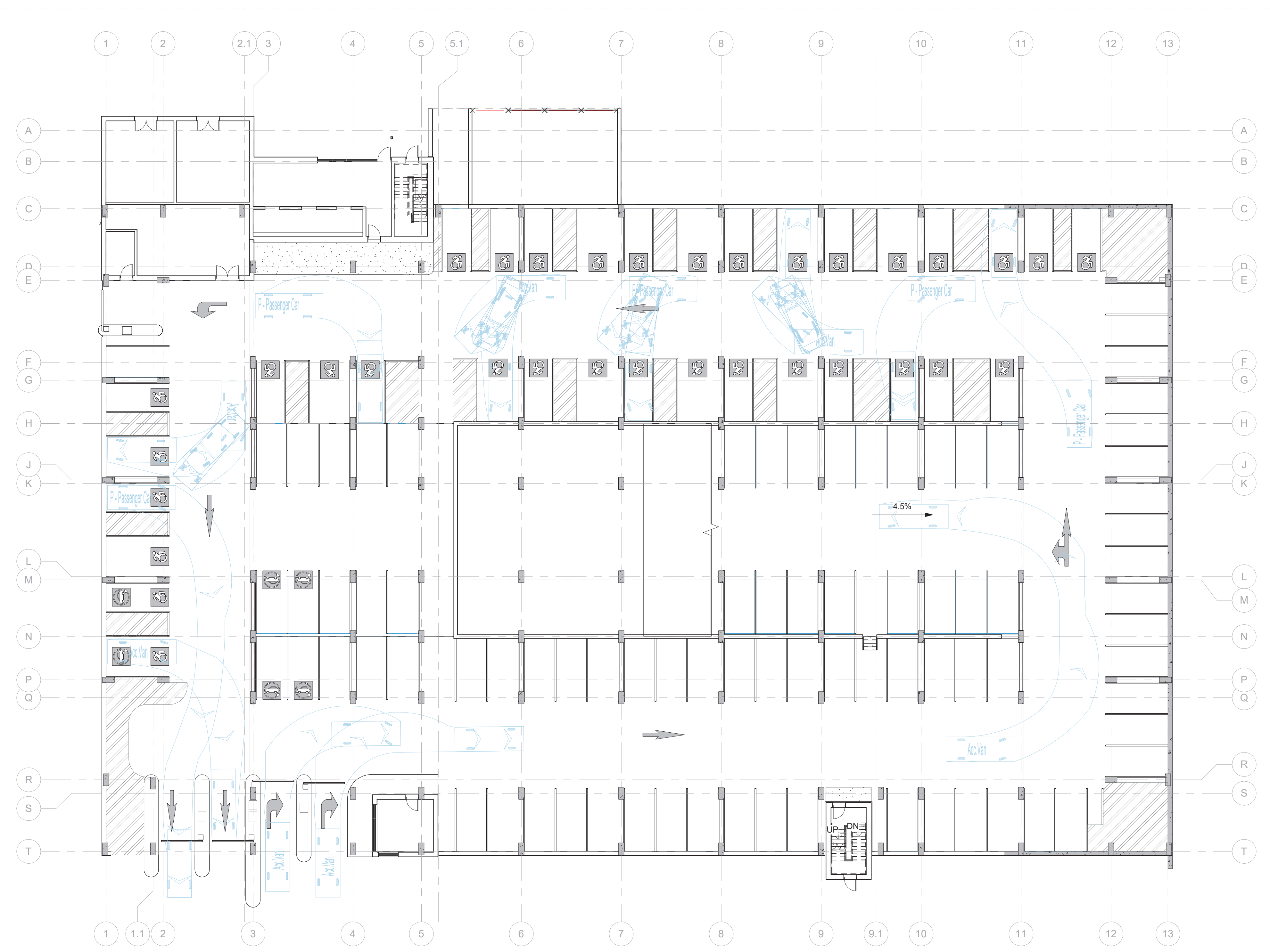
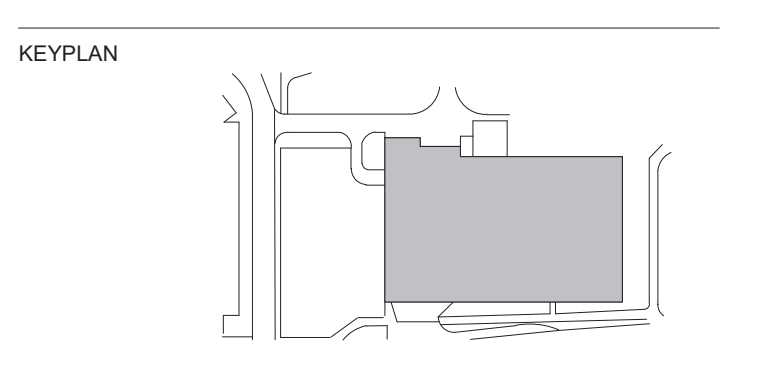
401 Smyth Road, Ottawa ON

VEHICLE TRACKING DIAGRAMS

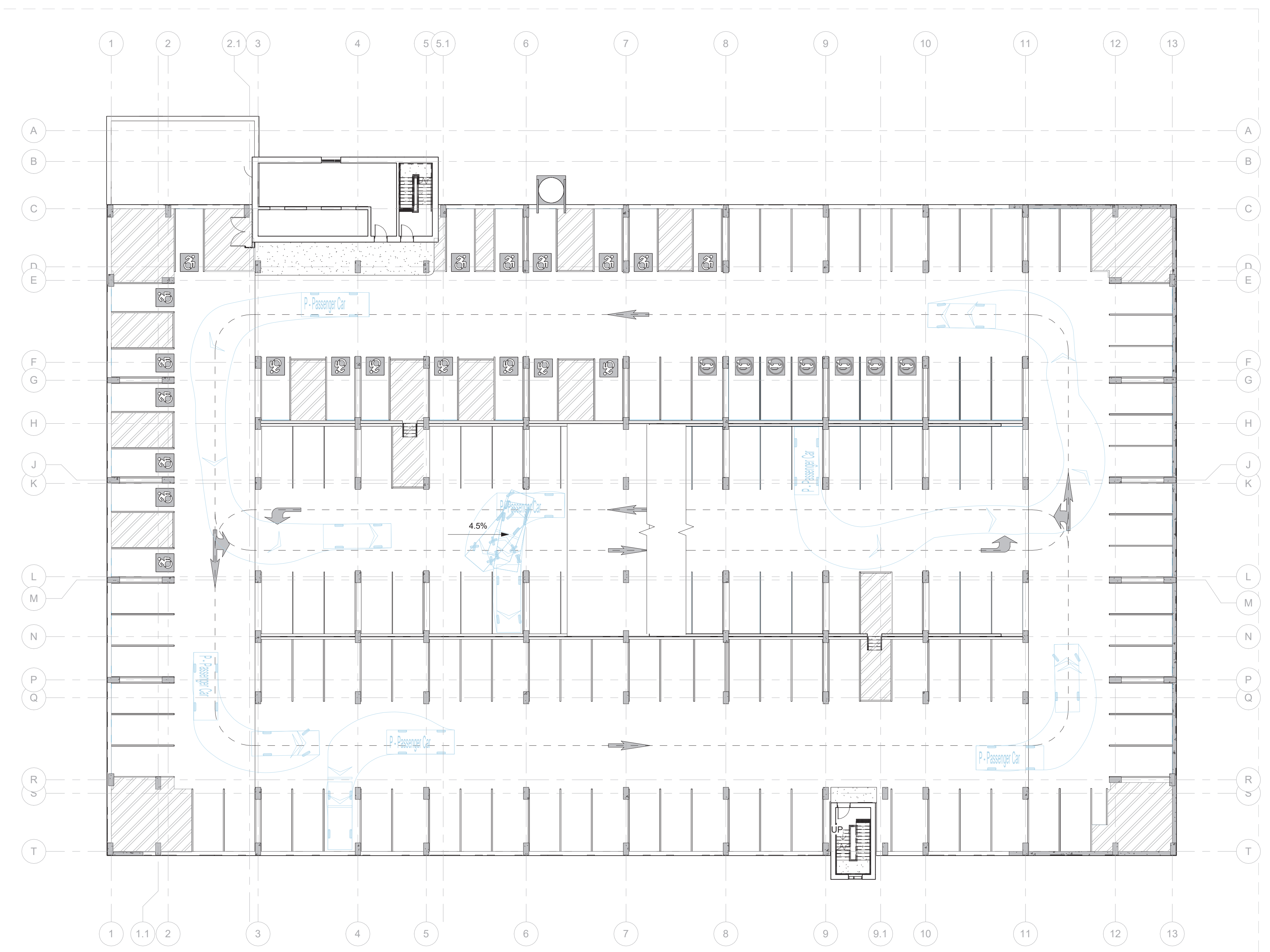
scale:	1:200
drawn by:	Author
reviewed by:	Checker
job number:	2021-0801-19
plot date:	2023-08-16

drawing number: AP0602

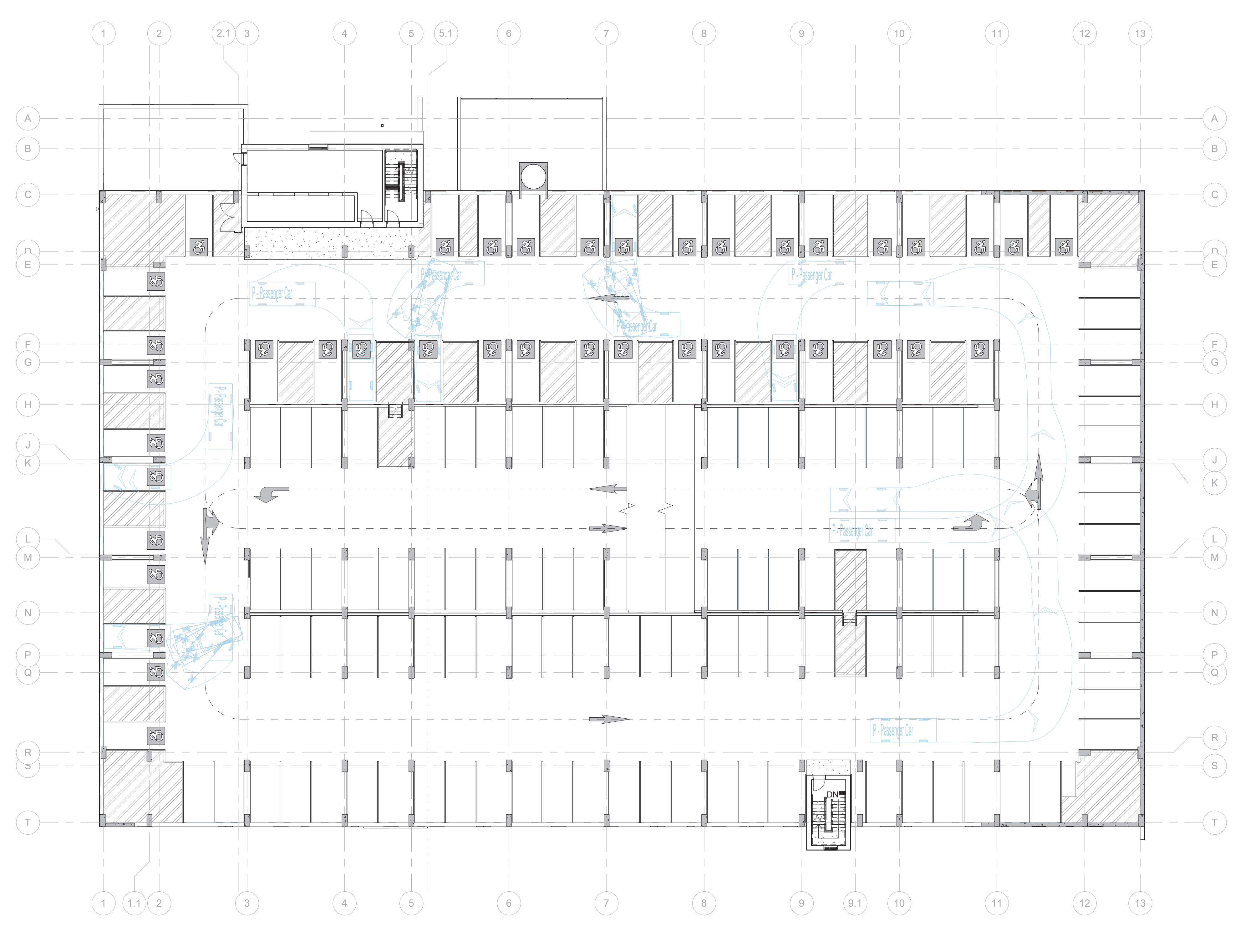
2023-08-16 12:02:39 PM C:\Users\lilyxu\OneDrive\Documents\18912_010_04_000.dwg



1 Level 01 - VEHICLE TRACKING, ACCESSIBLE PARKING
AP0602A Scale: 1:200



3 Level 03 - VEHICLE TRACKING, ACCESSIBLE PARKING
AP0602A Scale: 1:200



2 Level 02 - VEHICLE TRACKING, ACCESSIBLE PARKING
AP0602A Scale: 1:200

APPROVED
By Lily Xu at 4:35 pm, Oct 26, 2023



LILY XU, MCIP, RPP
MANAGER, DEVELOPMENT REVIEW SOUTH
PLANNING, INFRASTRUCTURE & ECONOMIC
DEVELOPMENT DEPARTMENT, CITY OF OTTAWA

VEHICLE DIMENSIONS - PASSENGER CAR & ACCESSIBLE VAN

	<p>P - Passenger Car</p> <ul style="list-style-type: none"> Overall Length: 4.600m Overall Width: 1.800m Overall Body Height: 1.500m Min Body Ground Clearance: 0.100m Track Width: 1.500m Lock-to-lock time: 3.000s Curb to Curb Turning Radius: 20.000m
	<p>Acc. Van</p> <ul style="list-style-type: none"> Overall Length: 6.000m Overall Width: 2.000m Overall Body Height: 2.500m Min Body Ground Clearance: 0.100m Max Track Width: 1.800m Lock-to-lock time: 3.000s Curb to Curb Turning Radius: 24.000m

0 2023-08-16 ISSUED FOR EPC SUBMISSION
DATE: 2023-08-16 REVISION: 01

ONTARIO ASSOCIATION OF ARCHITECTS
ARCHITECTS ONLY
JASON CHANG
LICENCE #8932

All drawing and specifications are the property of the architect. The contractor shall verify all dimensions and information on site and report any discrepancy to architect before proceeding.

1Door4Care: CHEO Integrated Treatment Centre: Parking Garage

401 Smyth Road, Ottawa ON

VEHICLE TRACKING DIAGRAMS - ACCESSIBLE PARKING

scale: 1:200
drawn by: Author
reviewed by: 2021-08-01-19
job number: 2023-08-16
plot date:
drawing number:

City of Ottawa File No. D07-12-22-0170
City of Ottawa Plan No. 18912

AP0602A

2023-08-16 2:02:41 PM C:\Users\jchang\OneDrive\Documents\AP0602A_2023-08-16_10_00_00.dwg

FLOOR PLAN NOTES

- 1 CONCRETE COLUMN: YELLOW COLOUR VIA ADDITIVE, SMOOTH FINISH
- 2 CONCRETE SPANDELS LEVELS 2-7: TAN COLOUR VIA ADDITIVE, SMOOTH SANDBLAST FINISH
- 3 CONCRETE SPANDELS LEVEL 1: DARK GREY COLOUR, BLOCK FORMER FINISH
- 4 RECEIVED
- 5 CONCRETE PANEL
- 6 CONCRETE PANEL WITH ALUMINUM PANEL EXTERIOR FINISH
- 7 CONCRETE SLAB ON GRADE
- 8 CONCRETE SLAB TOPPING TO HAVE WASH AT EDGES OF WALLS AND SPANDELS TOPPING TO BE THICKER TO WALLS AND SPANDELS. REFER TO PRECAST SHOP DRAWINGS FOR SIZING DETAIL.
- 9 SECONDARY METAL PANEL: REFER TO ARCHITECTURAL ELEVATIONS FOR PATTERN, ARRANGEMENT AND COLOUR DISTRIBUTION. REFER TO ARCHITECTURAL DETAILS FOR SIZING DETAIL.
- 10 STAR TOWER STAR
- 11 RECEIVED
- 12 RECEIVED
- 13 BOLLARD, WITH FOOTING
- 14 BOLLARD, SURFACE MOUNTED
- 15 PERMANENT SNOW CHUTE

WALL ASSEMBLIES:

- W.A.1 300mm CAST-IN-PLACE CONCRETE WALL
- W.A.2 ALUMINUM PANELS (COLOUR PER ELEVATION) 50mm THERMAL ISOLATOR CLIPS 25mm AIRSPACE 75mm SPRAY FOAM INSULATION AV BARRIER MEMBRANE 300mm CP CONCRETE
- W.A.3 90mm ARCHITECTURAL BLOCK 25mm AIRSPACE 75mm SPRAY FOAM INSULATION AV BARRIER MEMBRANE 300mm CP CONCRETE
- W.A.4 90mm ARCHITECTURAL BLOCK 25mm AIRSPACE 75mm SPRAY FOAM INSULATION AV BARRIER MEMBRANE 190mm CONCRETE MASONRY UNITS
- W.A.5 200mm ARCHITECTURAL BLOCK
- W.A.6 190mm CONCRETE MASONRY UNITS
- W.A.7 300mm CAST-IN-PLACE CONCRETE PERIMETER STRUCTURAL SPANDELS, 100 WF TYP
- W.A.8 190mm CONCRETE MASONRY UNITS
- W.A.9 240mm CONCRETE MASONRY UNITS
- W.A.10 200mm CAST-IN-PLACE CONCRETE WALL
- W.A.11 200mm CAST-IN-PLACE CONCRETE WALL
- W.A.12 90mm ARCHITECTURAL BLOCK 25mm AIRSPACE 75mm SPRAY FOAM INSULATION AV BARRIER MEMBRANE 300mm CP CONCRETE
- W.A.13 ALUMINUM PANELS (COLOUR PER ELEVATION) 50mm THERMAL ISOLATOR CLIPS AV BARRIER MEMBRANE 300mm CP CONCRETE

FINISH LEGEND:

- NOTE: REFER TO FINISH SCHEDULE FOR PRODUCT AND COLOUR SPECIFICATION.
- WALL FINISHES**
- W.F.1 WHITE PAINT
 - W.F.2 ACCENT PAINT
 - W.F.3 ACCENT PAINT
- CEILING FINISHES**
- W.F.4 RUBBER BASE

DRAWING LEGEND:

- A B C ACCESSIBLE PARKING
- REG REGULAR PARKING STALL. REFER TO 1/AP0401.2/AP0401.3/AP0401.4
- MC MOTORCYCLE PARKING
- PO ACCESSIBLE ENTRANCE W/ POWER DOOR OPERATOR & ACCESSIBLE PUSH BUTTON
- ROLL ROLLER
- PAINTED TRAFFIC ARROWS
- TACTILE PAVING/FLOORING STRIPS
- STRIPED PEDESTRIAN WALKWAY
- PARKING LINES
- CATCH BASIN
- DURESS STATION

APPROVED
By Lily Xu at 4:35 pm, Oct 26, 2023

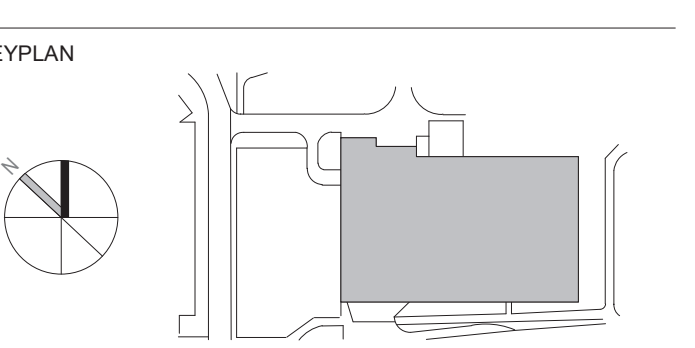
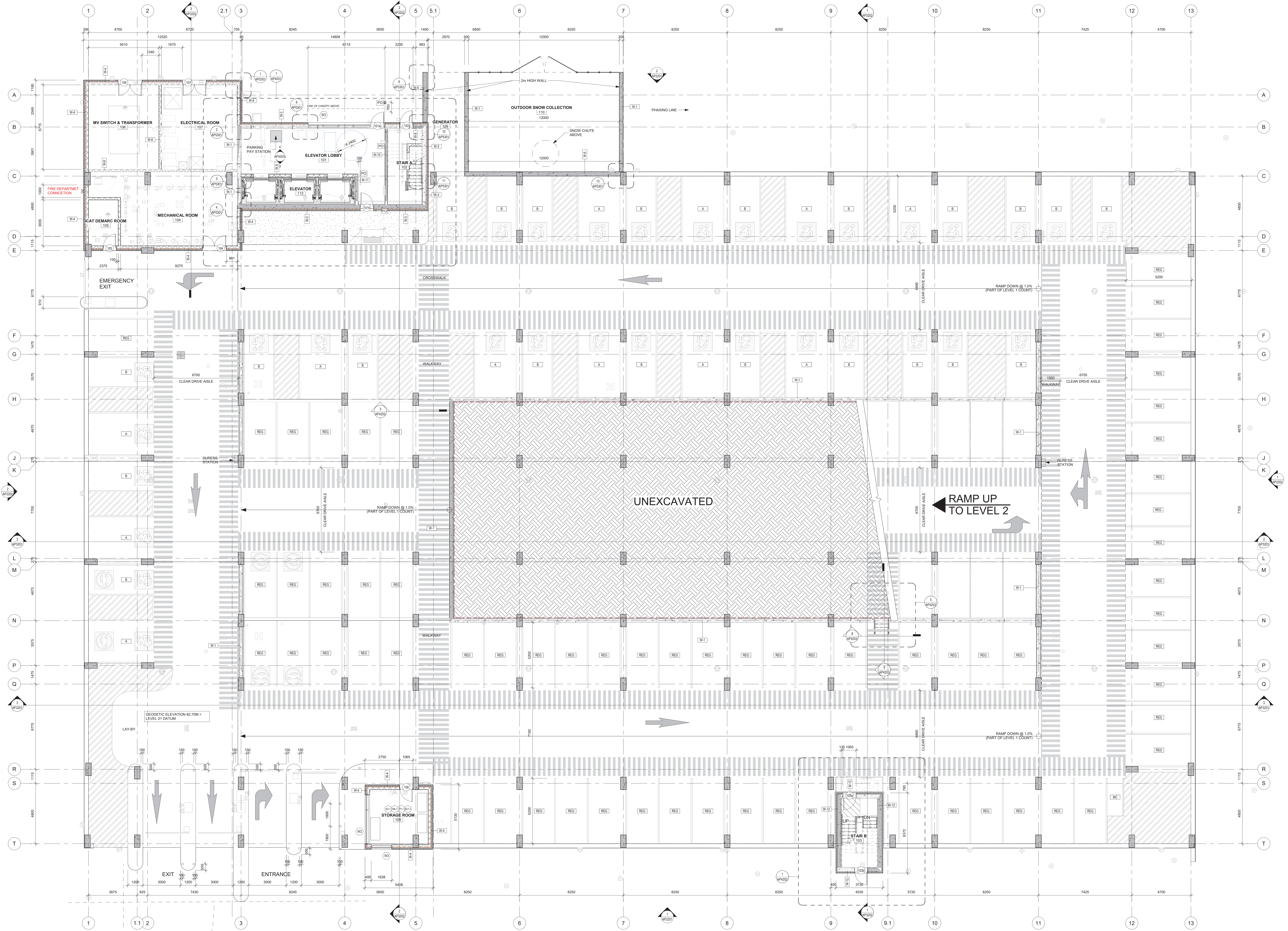
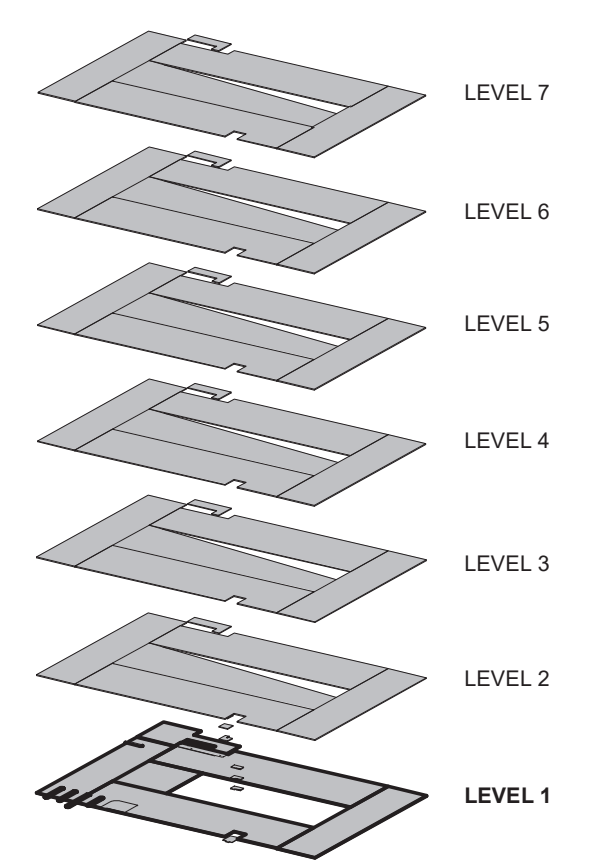
Lily Xu

LILY XU, MCIP, RPP
MANAGER, DEVELOPMENT REVIEW SOUTH PLANNING, INFRASTRUCTURE & ECONOMIC DEVELOPMENT DEPARTMENT, CITY OF OTTAWA

Parking Schedule - LEVEL 01

Description	Size	Count
BARRIER FREE - TYPE A (VAN ACCESSIBLE)	Parking: 3.4m x 5.2m	12
BARRIER FREE - TYPE B	Parking: 2.4m x 5.2m	22
MOTORCYCLE PARKING	Parking: 2m x 3.3m	1
REGULAR PARKING STALL	Parking: 2.6m x 5.2m	61

Level 01: 96



2023-08-16 11:16:30 PM C:\pwworking\2023-08-16-11-16-30-00.dwg

1 Level 01
AP1401 Scale: 1:100

City of Ottawa File No. D07-12-22-0170
City of Ottawa Plan No. 18912

2 2023-08-16 ISSUED FOR SPIC SUBMISSION
1 2023-09-01 ISSUED FOR SPIC SUBMISSION
0 2023-04-20 ISSUED FOR TECHNICAL SUBMISSION
DATE REVISION

revisions

ONTARIO ASSOCIATION OF ARCHITECTS
JASON CHANG
LICENCE 8892

All drawing and specifications are the property of the architect. The contractor shall verify all dimensions and information on site and report any discrepancy to architect before proceeding.

1Door4Care: CHEO Integrated Treatment Centre: Parking Garage

401 Smyth Road, Ottawa ON

LEVEL 1 - OVERALL PLAN

scale: 1:100
drawn by: JCV/D
reviewed by: JCV/D
job number: 2021-0801-19
plot date: 2023-08-16
drawing number:

AP1401

FLOOR PLAN NOTES:

- CONCRETE COLUMN, YELLOW COLOUR VIA ADDITIVE, SMOOTH FINISH
- CONCRETE SPANDREL (LEVELS 2-7), TAN COLOUR VIA ADDITIVE, SMOOTH SANDBLAST FINISH
- CONCRETE SPANDREL (LEVEL 1), DARK GREY COLOUR, BLOCK FORMLINER FINISH
- RESERVED
- CONCRETE PANEL
- CONCRETE PANEL WITH ALUMINUM PANEL EXTERIOR FINISH
- CONCRETE SLAB ON GRC
- CONCRETE SLAB TYPING TO HAVE WASH AT EDGES OF WALLS AND SPANDRELS, TYPING TO BE THICKENED TO WALLS AND SPANDRELS, REFER TO PRECAST SHOP DRAWINGS FOR 853001 DETAIL
- DECORATIVE METAL PANEL - REFER TO ARCHITECTURAL ELEVATIONS FOR PATTERN, ARRANGEMENT AND COLOUR DISTRIBUTION, REFER TO ARCHITECTURAL DETAILS FOR DESIGN DETAILS
- STAR TOWER STAR
- RESERVED
- RESERVED
- BOLLARD, WITH FOOTING
- BOLLARD, SURFACE MOUNTED
- PERMANENT SNOW CHUTE

WALL ASSEMBLIES:

- 300mm CAST-IN-PLACE CONCRETE WALL
- ALUMINUM PANELS (COLOUR PER ELEVATIONS)
- 90mm THERMAL INSULATOR CLIPS
- 25mm AIRSPACE
- 75mm SPRAY FOAM INSULATION
- AV BARRIER MEMBRANE
- 300mm CP CONCRETE
- 90mm ARCHITECTURAL BLOCK
- 25mm AIRSPACE
- 75mm SPRAY FOAM INSULATION
- AV BARRIER MEMBRANE
- 300mm CP CONCRETE
- 90mm ARCHITECTURAL BLOCK
- 25mm AIRSPACE
- 75mm SPRAY FOAM INSULATION
- AV BARRIER MEMBRANE
- 300mm CP CONCRETE
- ALUMINUM PANELS (COLOUR PER ELEVATION)
- 90mm THERMAL INSULATOR CLIPS
- AV BARRIER MEMBRANE
- 300mm CP CONCRETE
- 300mm ARCHITECTURAL BLOCK
- 190mm CONCRETE MASONRY UNITS

FINISH LEGEND:

- NOTE: REFER TO FINISH SCHEDULE FOR PRODUCT AND COLOUR SPECIFICATION.
- WALL FINISHES**
- WHITE PAINT
 - ACCENT PAINT
 - ACCENT PAINT
 - ACCENT PAINT
- FLOOR FINISHES**
- TRAFFIC COATING MEMBRANE
 - SEALED CONCRETE
 - CERAMIC FLOOR TILE
- CEILING FINISHES**
- RUBBER BASE
 - TRAFFIC COATING MEMBRANE
 - FIRE SPRAY (TBO)
 - ACOUSTIC CEILING TILE

DRAWING LEGEND:

- ACCESSIBLE PARKING
- REGULAR PARKING STALL, REFER TO 1/AP0401.2/AP0401.3/AP0401
- MOTORCYCLE PARKING
- ACCESSIBLE ENTRANCE W/ POWER DOOR OPERATOR & ACCESSIBLE PUSH BUTTON
- BOLLARD
- PAINTED TRAFFIC ARROWS
- TACTILE PAVING/FLOORING STRIPS
- STRIPED PEDESTRIAN WALKWAY
- PARKING LINES
- CATCH BASIN
- DURESS STATION

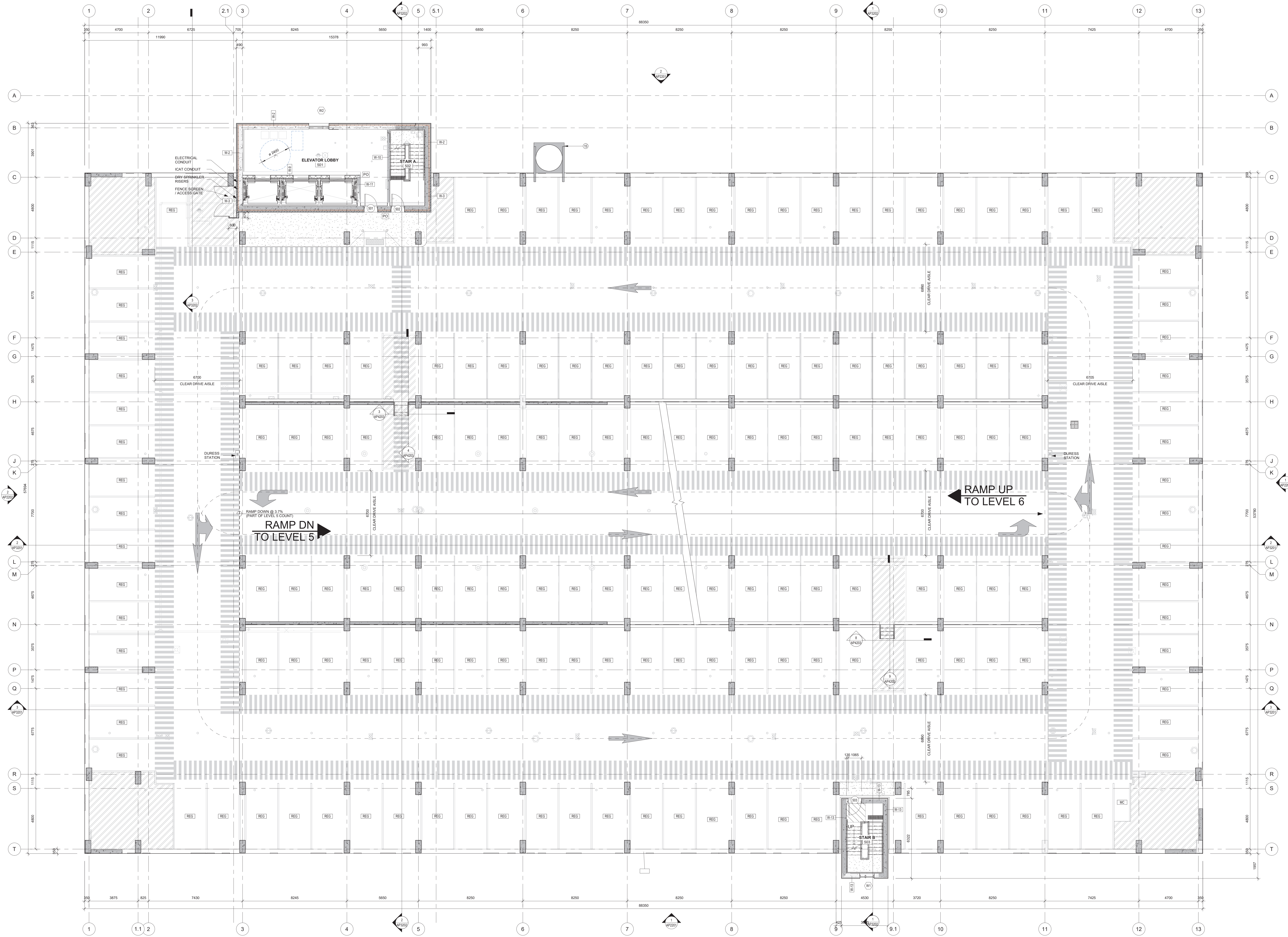
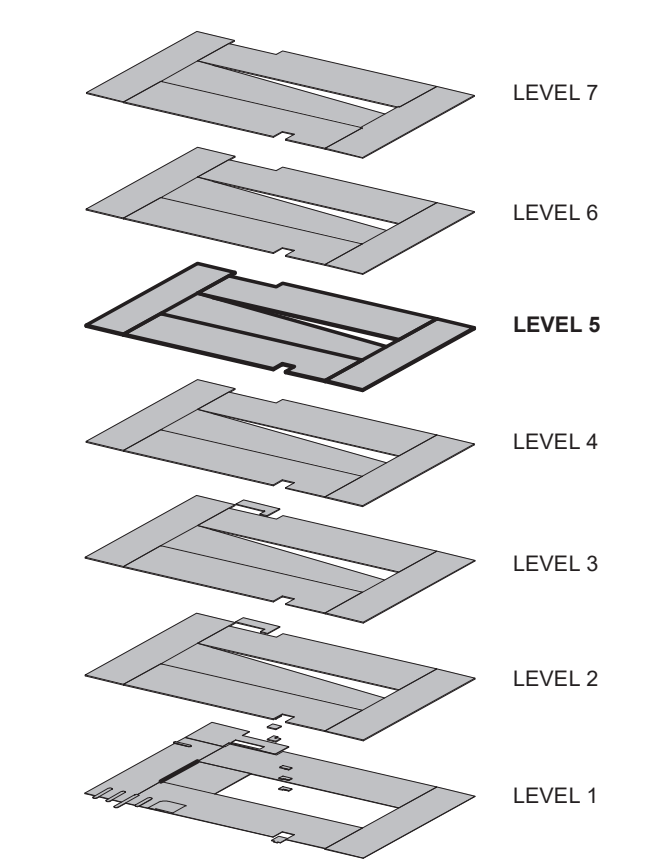
APPROVED
By Lily Xu at 4:36 pm, Oct 26, 2023

Lily Xu

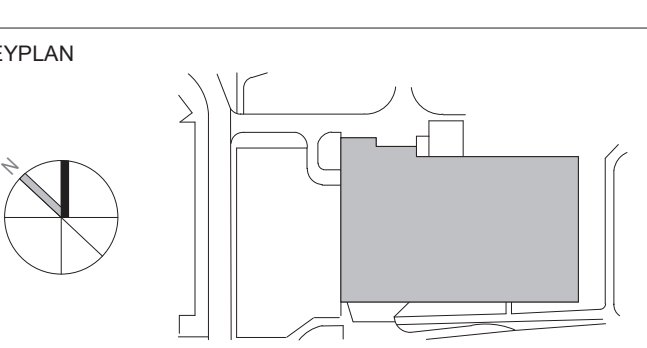
LILY XU, MCIIP, RPP
MANAGER, DEVELOPMENT REVIEW SOUTH
PLANNING, INFRASTRUCTURE & ECONOMIC
DEVELOPMENT DEPARTMENT, CITY OF OTTAWA

Parking Schedule - LEVEL 05

Description	Size	Count
Level 05		
MOTORCYCLE PARKING	Parking - 3m x 1.3m	1
REGULAR PARKING STALL	Parking - 2.2m x 5.2m	168
Level 05: 169		



WALTER FEDY
KITCHENER | HAMILTON | TORONTO
905.885.1378 walterfedy.com



2 2023-08-16 ISSUED FOR SPIC SUBMISSION
1 2023-04-01 ISSUED FOR SPIC SUBMISSION
0 2023-04-01 ISSUED FOR TECHNICAL SUBMISSION
DATE REVISION

ONTARIO ASSOCIATION OF ARCHITECTS
JASON CHANG
LICENCE 8892

All drawing and specifications are the property of the architect. The contractor shall verify all dimensions and information on site and report any discrepancy to architect before proceeding.

1Door4Care: CHEO Integrated Treatment Centre: Parking Garage

401 Smyth Road, Ottawa ON

LEVEL 5 - OVERALL PLAN

scale: 1 : 100
drawn by: JCS/JVD
reviewed by: JCS/JVD
job number: 2021-0801-19
plot date: 2023-08-16
drawing number:

City of Ottawa File No. D07-12-22-0170
City of Ottawa Plan No. 18912

AP1405

2023-08-16 11:16:48 PM C:\pwworking\2023-08-16-10-00-00\m01.rvt

1 Level 05
AP1405 Scale: 1:100

FLOOR PLAN NOTES

- CONCRETE COLUMN, YELLOW COLOUR VIA ADDITIVE, SMOOTH FINISH
- CONCRETE SPANDREL (LEVELS 2-7), TAN COLOUR VIA ADDITIVE, SMOOTH SANDBLAST FINISH
- CONCRETE SPANDREL (LEVEL 1), DARK GREY COLOUR, BLOCK FORMLINER FINISH
- RESERVED
- CONCRETE PANEL
- CONCRETE PANEL WITH ALUMINUM PANEL EXTERIOR FINISH
- CONCRETE SLAB ON GRISS
- CONCRETE SLAB TOPPING TO HAVE WASH AT EDGES OF WALLS AND SPANDRELS, TOPPING TO BE PLACED TO WALLS AND SPANDRELS, REFER TO PRECAST SHOP DRAWINGS FOR REBAR DETAIL
- DECORATIVE METAL PANEL - REFER TO ARCHITECTURAL ELEVATIONS FOR PATTERN ARRANGEMENT AND COLOUR DISTRIBUTION, REFER TO ARCHITECTURAL DETAILS FOR DESIGN DETAILS
- STAR TOWER STAR
- RESERVED
- RESERVED
- RESERVED
- BOLLARD, WITH FOOTING
- BOLLARD, SURFACE MOUNTED
- PERMANENT SNOW CHUTE

WALL ASSEMBLIES:

- W1 300mm CAST-IN-PLACE CONCRETE WALL
- W2 ALUMINUM PANELS (COLOUR PER ELEVATIONS) 90mm THERMAL INSULATOR CLIPS 25mm AIRSPACE 75mm SPRAY FOAM INSULATION AV BARRIER MEMBRANE 300mm CP CONCRETE
- W3 90mm ARCHITECTURAL BLOCK 25mm AIRSPACE 75mm SPRAY FOAM INSULATION AV BARRIER MEMBRANE 300mm CP CONCRETE
- W4 90mm ARCHITECTURAL BLOCK 25mm AIRSPACE 75mm SPRAY FOAM INSULATION AV BARRIER MEMBRANE 300mm CP CONCRETE
- W5 300mm CAST-IN-PLACE CONCRETE WALL
- W6 200mm ARCHITECTURAL BLOCK 25mm AIRSPACE 75mm SPRAY FOAM INSULATION AV BARRIER MEMBRANE 300mm CP CONCRETE
- W7 ALUMINUM PANELS (COLOUR PER ELEVATION) 90mm THERMAL INSULATOR CLIPS AV BARRIER MEMBRANE 300mm CP CONCRETE
- W8 300mm ARCHITECTURAL BLOCK
- W9 300mm CONCRETE MASONRY UNITS

FINISH LEGEND:

- NOTE: REFER TO FINISH SCHEDULE FOR PRODUCT AND COLOUR SPECIFICATION.
- WALL FINISHES**
- W1 WHITE PAINT
 - W2 ACCENT PAINT
 - W3 ACCENT PAINT
 - W4 ACCENT PAINT
- CEILING FINISHES**
- W5 RUBBER BASE
- FLOOR FINISHES**
- F1 TRAFFIC COATING MEMBRANE
 - F2 SEALED CONCRETE
 - F3 CERAMIC FLOOR TILE
- CEILING FINISHES**
- C1 TRAFFIC COATING MEMBRANE
 - C2 FIRE SPRAY (TBD)
 - C3 ACOUSTIC CEILING TILE

DRAWING LEGEND:

- A B C ACCESSIBLE PARKING
- REG REGULAR PARKING STALL, REFER TO 1/AP0401.2/AP0401.3/AP0401
- MC MOTORCYCLE PARKING
- PO ACCESSIBLE ENTRANCE W/ POWER DOOR OPERATOR & ACCESSIBLE PUSH BUTTON
- ROLL ROLLARD
- PAINTED TRAFFIC ARROWS
- TACTILE PAVING/FLOORING STRIPS
- STRIPED PEDESTRIAN WALKWAY
- PARKING LINES
- CATCH BASIN
- DURESS STATION

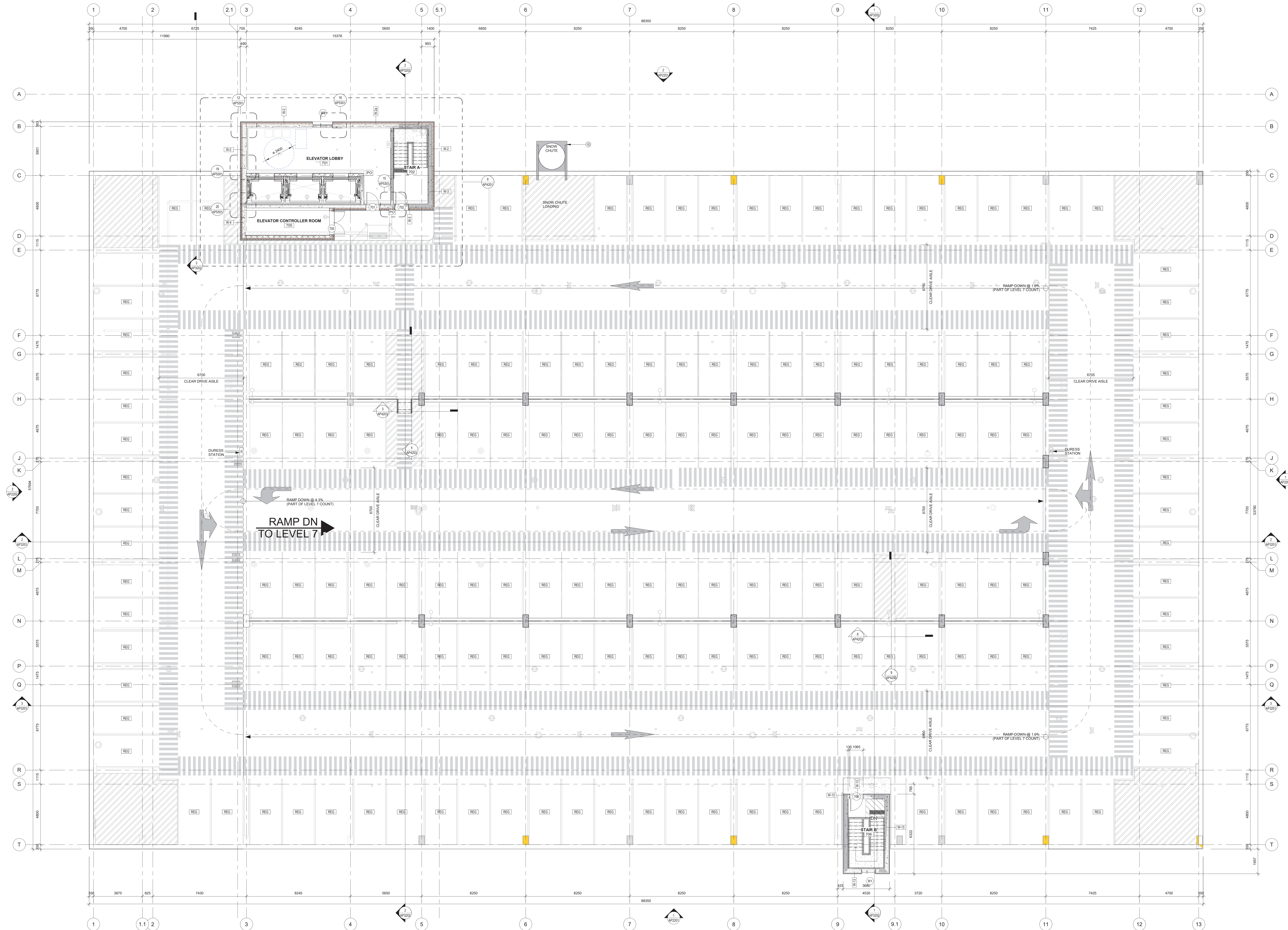
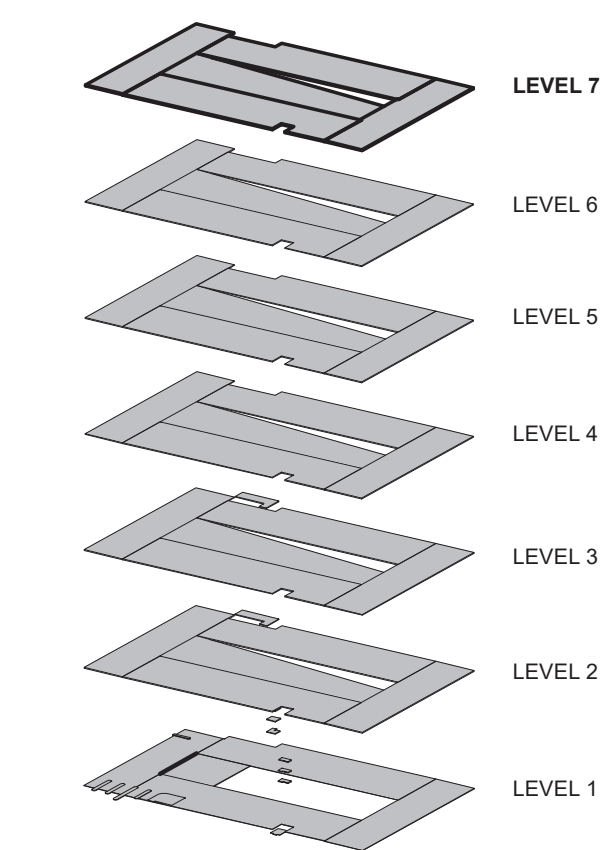
APPROVED
By Lily Xu at 4:36 pm, Oct 26, 2023

Lily Xu

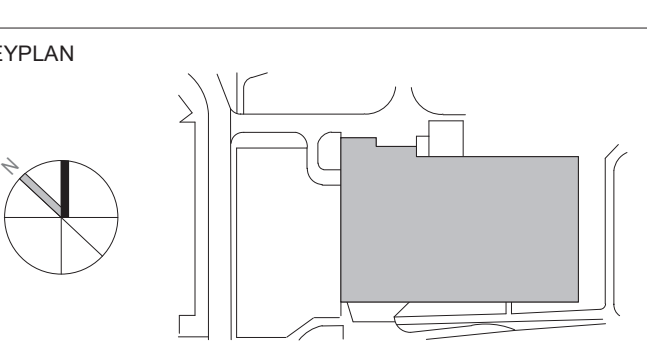
LILY XU, MCIIP, RPP
MANAGER, DEVELOPMENT REVIEW SOUTH
PLANNING, INFRASTRUCTURE & ECONOMIC
DEVELOPMENT DEPARTMENT, CITY OF OTTAWA

Parking Schedule - LEVEL 07

Description	Size	Count
Level 07 REGULAR PARKING STALL	Parking - 2.6m x 5.2m	163
Level 07: 163		



WALTERFEDY
KITCHENER | HAMILTON | TORONTO
905.881.1378 walterfeddy.com



2 2023-08-16 ISSUED FOR SPIC SUBMISSION
1 2023-04-01 ISSUED FOR SPIC SUBMISSION
0 2023-04-01 ISSUED FOR TECHNICAL SUBMISSION
DATE REVISIONS

ONTARIO ASSOCIATION OF ARCHITECTS
JASON CHANG
LICENCE 8892

All drawing and specifications are the property of the architect. The contractor shall verify all dimensions and information on site and report any discrepancy to architect before proceeding.

1Door4Care: CHEO Integrated Treatment Centre: Parking Garage

401 Smyth Road, Ottawa ON

LEVEL 7 - OVERALL PLAN

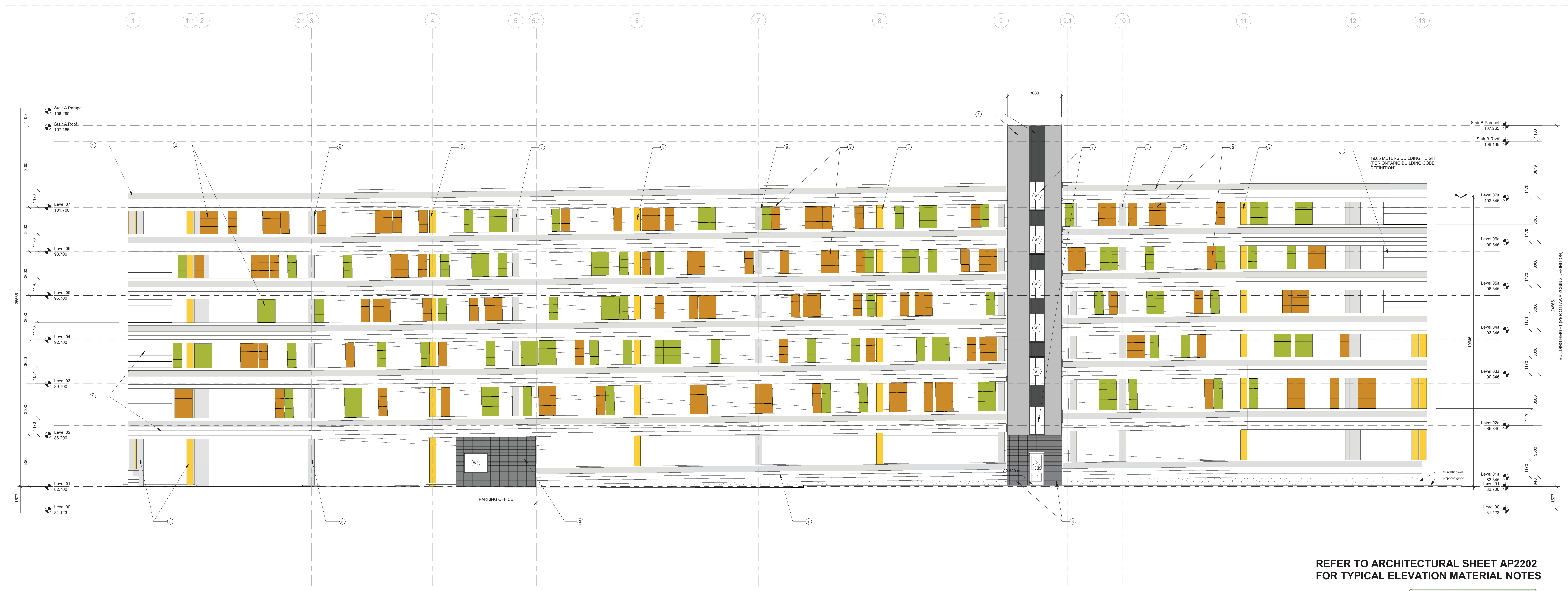
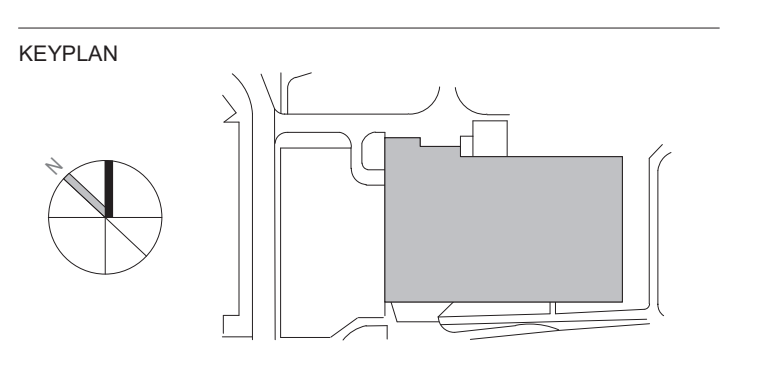
scale: 1 : 100
drawn by: JCH/VD
reviewed by: JCH/VD
job number: 2021-0801-19
plot date: 2023-08-16
drawing number:

City of Ottawa File No. D07-12-22-0170
City of Ottawa Plan No. 18912

AP1407

1 LEVEL 07
AP1407 Scale: 1:100

2023-08-16 11:16:53 PM C:\pwworking\2023-08-16\10_0_0_0_0_0_0.dwg



REFER TO ARCHITECTURAL SHEET AP2202 FOR TYPICAL ELEVATION MATERIAL NOTES

APPROVED
By Lily Xu at 4:37 pm, Oct 26, 2023

Lily Xu
LILY XU, MCIP, RPP
MANAGER, DEVELOPMENT REVIEW SOUTH PLANNING, INFRASTRUCTURE & ECONOMIC DEVELOPMENT DEPARTMENT, CITY OF OTTAWA

1 SOUTH ELEVATION
AP2201 Scale: 1: 100



REFER TO ARCHITECTURAL SHEET AP2202 FOR TYPICAL ELEVATION MATERIAL NOTES

2 NORTH ELEVATION
AP2201 Scale: 1: 100

NO.	DATE	REVISIONS
2	2023-08-16	ISSUED FOR SPC SUBMISSION
1	2023-04-21	ISSUED FOR SPC SUBMISSION
0	2023-04-20	ISSUED FOR TECHNICAL SUBMISSION
#	DATE	REVISIONS

ONTARIO ASSOCIATION OF ARCHITECTS
JASON CHANG
LICENCE #8932

All drawing and specifications are the property of the architect. The contractor shall verify all dimensions and information on site and report any discrepancy to architect before proceeding.

1Door4Care: CHEO Integrated Treatment Centre: Parking Garage

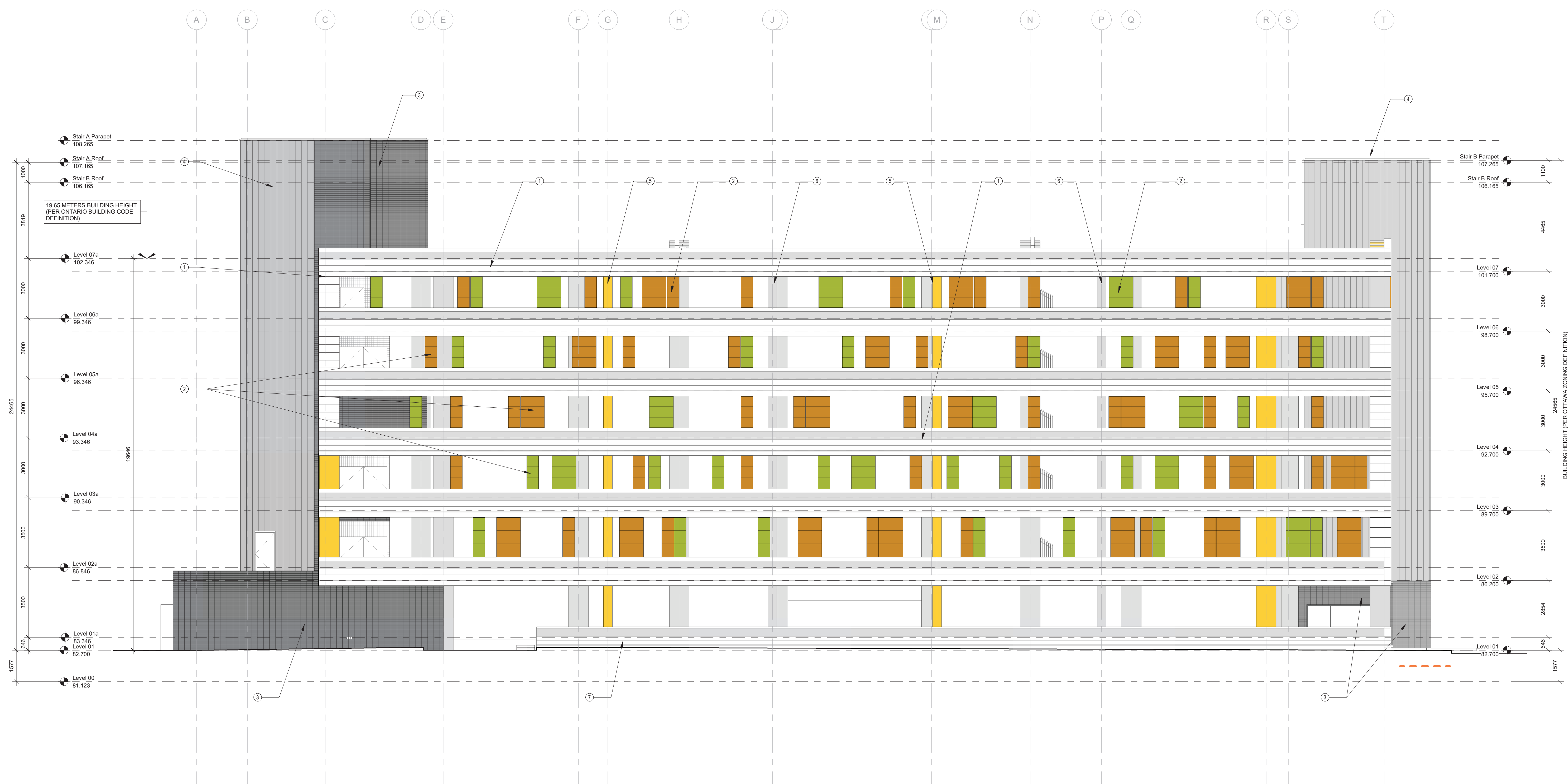
401 Smyth Road, Ottawa ON

BUILDING ELEVATIONS


scale: 1: 100
drawn by: JCV/D
reviewed by: JCV/D
job number: 2021-0801-19
plot date: 2023-08-16
drawing number:

City of Ottawa File No. D07-12-22-0170
City of Ottawa Plan No. 18912

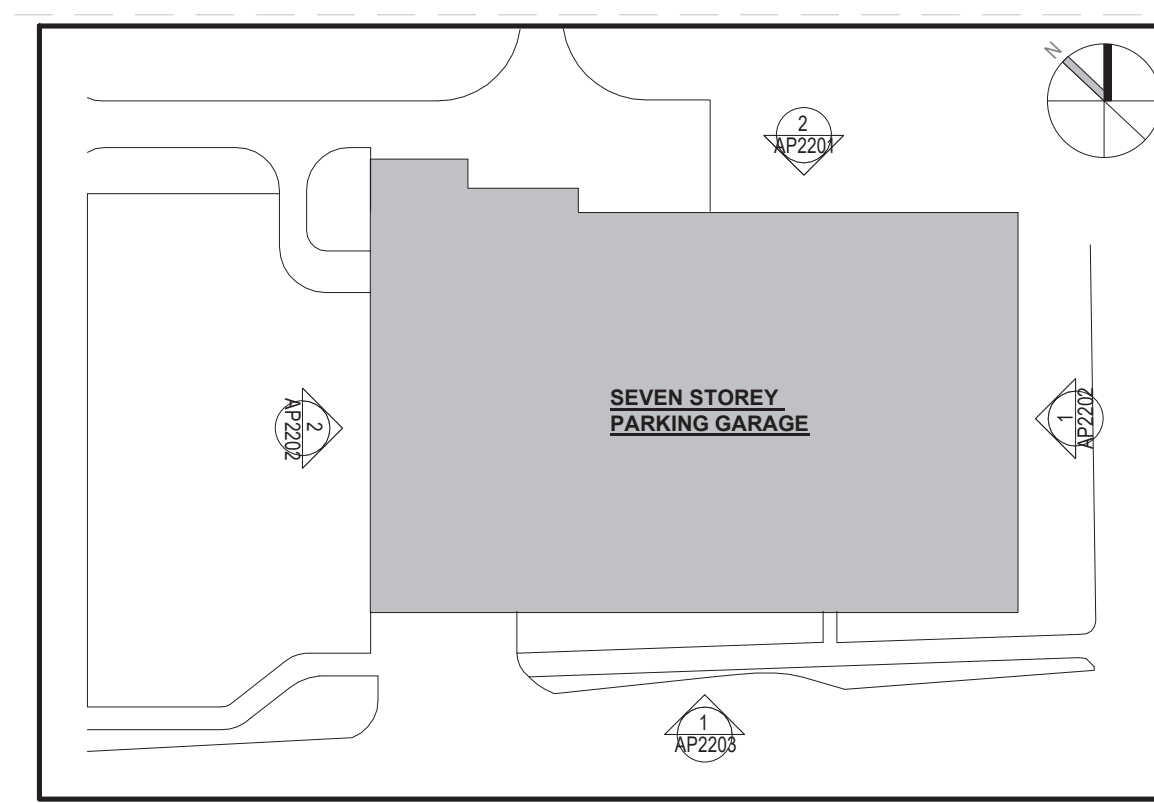
AP2201



2 WEST ELEVATION
Scale: 1:100



1 EAST ELEVATION
Scale: 1:100



SITE PLAN DIAGRAM

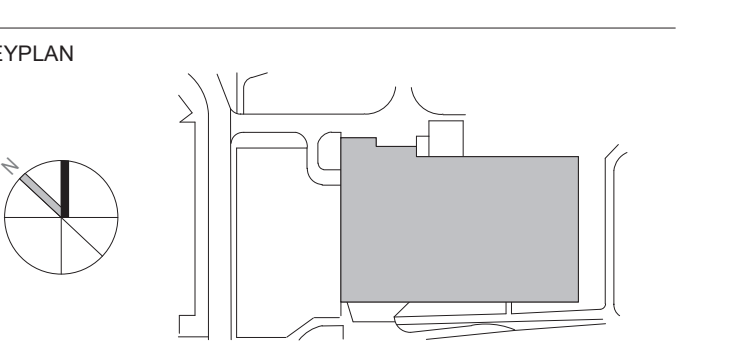
ELEVATION NOTES

- ① CONCRETE SPANDRELS WITH REVEAL LINES.
- ② COLOURED ALUMINUM PANELS. COLOUR MATCHED TO THE SPANDREL COLOURS OF THE 1000HCARE FACILITY.
- ③ COLOURED CONCRETE BLOCK. BLOCK WILL BE USED AROUND THE ENTRANCE AREAS OF THE PARKING GARAGE. SIMILAR TO THE 1000HCARE FACILITY. THE BLOCK WILL BE THE SAME PRODUCT FAMILY.
- ④ SILVER-GLOSS ALUMINUM PANELS WILL BE MATCHED TO THE VERTICAL WATERFALL PANELS USED AT THE 1000HCARE FACILITY. THE PRODUCTS WILL BE OF THE SAME PRODUCT FAMILY MATCHING THE DESIGN LANGUAGE OF THE TWO BUILDINGS.
- ⑤ CONCRETE COLUMNS. COLUMNS WILL HAVE YELLOW COLOUR. WILL MATCH VERTICAL SPANDRELS OF THE 1000HCARE FACILITY, AND ALSO ADD A LEVEL OF PLAYFULNESS OF THE BUILDING.
- ⑥ CONCRETE COLUMNS. NATURAL COLOUR.
- ⑦ ARCHITECTURAL EXPOSED CONCRETE.
- ⑧ ALL EXTERIOR GLAZING TO BE 'SPID-SAFE' GLAZING.

APPROVED
By Lily Xu at 4:37 pm, Oct 26, 2023



LILY XU, MCIIP, RPP
MANAGER, DEVELOPMENT REVIEW SOUTH
PLANNING, INFRASTRUCTURE & ECONOMIC
DEVELOPMENT DEPARTMENT, CITY OF OTTAWA



2 2023-08-16 ISSUED FOR SPIC SUBMISSION
1 2023-07-11 ISSUED FOR SPIC SUBMISSION
0 2023-04-20 ISSUED FOR TECHNICAL SUBMISSION

DATE VERSION

revisions

ONTARIO ASSOCIATION OF ARCHITECTS
JASON CHANG
LICENCE #8982

All drawing and specifications are the property of the architect. The contractor shall verify all dimensions and information on site and report any discrepancy to architect before proceeding.

1Door4Care: CHEO Integrated Treatment Centre: Parking Garage

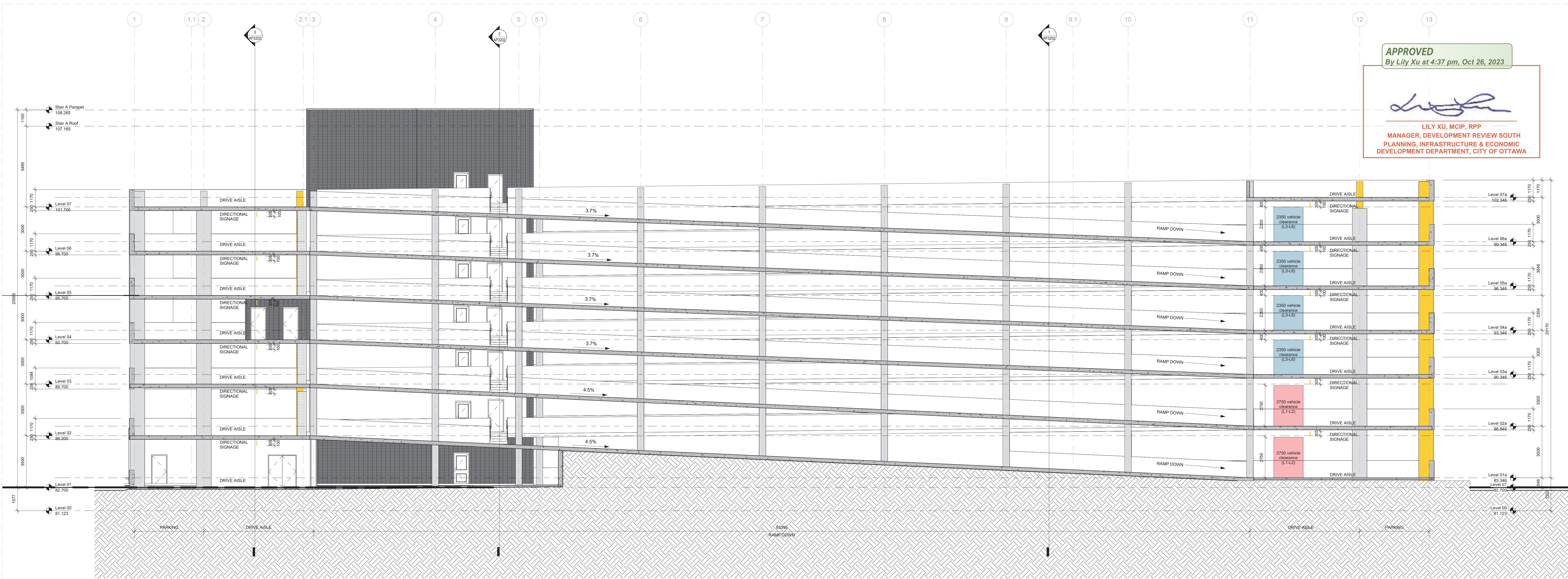
401 Smyth Road, Ottawa ON

BUILDING ELEVATIONS

scale: As Indicated
drawn by: JCU/D
reviewed by: 2021-0801-19
job number: 2023-08-16
plot date:
drawing number:

City of Ottawa File No. D07-12-22-0170
City of Ottawa Plan No. 18912

AP2202

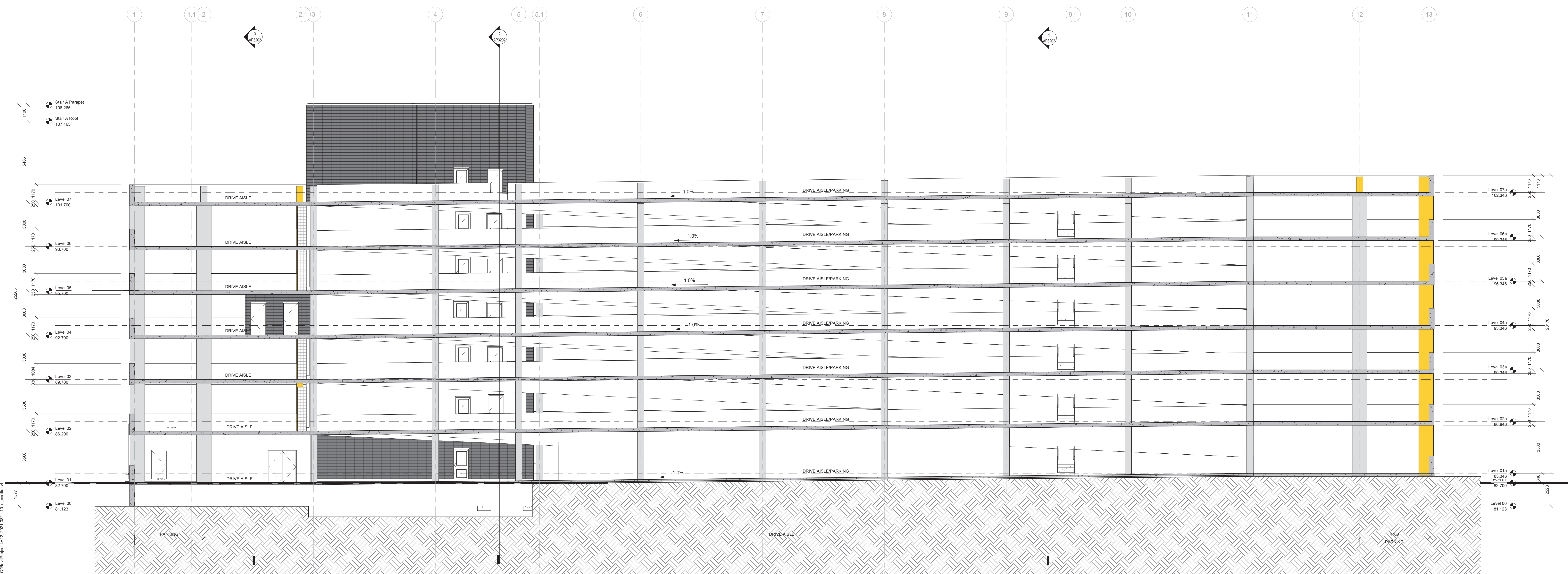


APPROVED
By Lily Xu at 4:37 pm, Oct 26, 2023

Lily Xu

LILY XU, MCIP, RPP
MANAGER, DEVELOPMENT REVIEW SOUTH
PLANNING, INFRASTRUCTURE & ECONOMIC
DEVELOPMENT DEPARTMENT, CITY OF OTTAWA

2 BUILDING SECTION - LOOKING EAST /WEST THROUGH RAMP
Scale: 1 : 100



3 BUILDING SECTION - LOOKING EAST /WEST
Scale: 1 : 100

KEYPLAN

#	DATE	REVISION
2	2023-08-16	ISSUED FOR SPC SUBMISSION
1	2023-04-21	ISSUED FOR SPC SUBMISSION
0	2023-04-20	ISSUED FOR TECHNICAL SUBMISSION



All drawing and specifications are the property of the architect. The contractor shall verify all dimensions and information on site and report any discrepancy to architect before proceeding.

1Door4Care: CHEO Integrated Treatment Centre: Parking Garage

401 Smyth Road, Ottawa ON

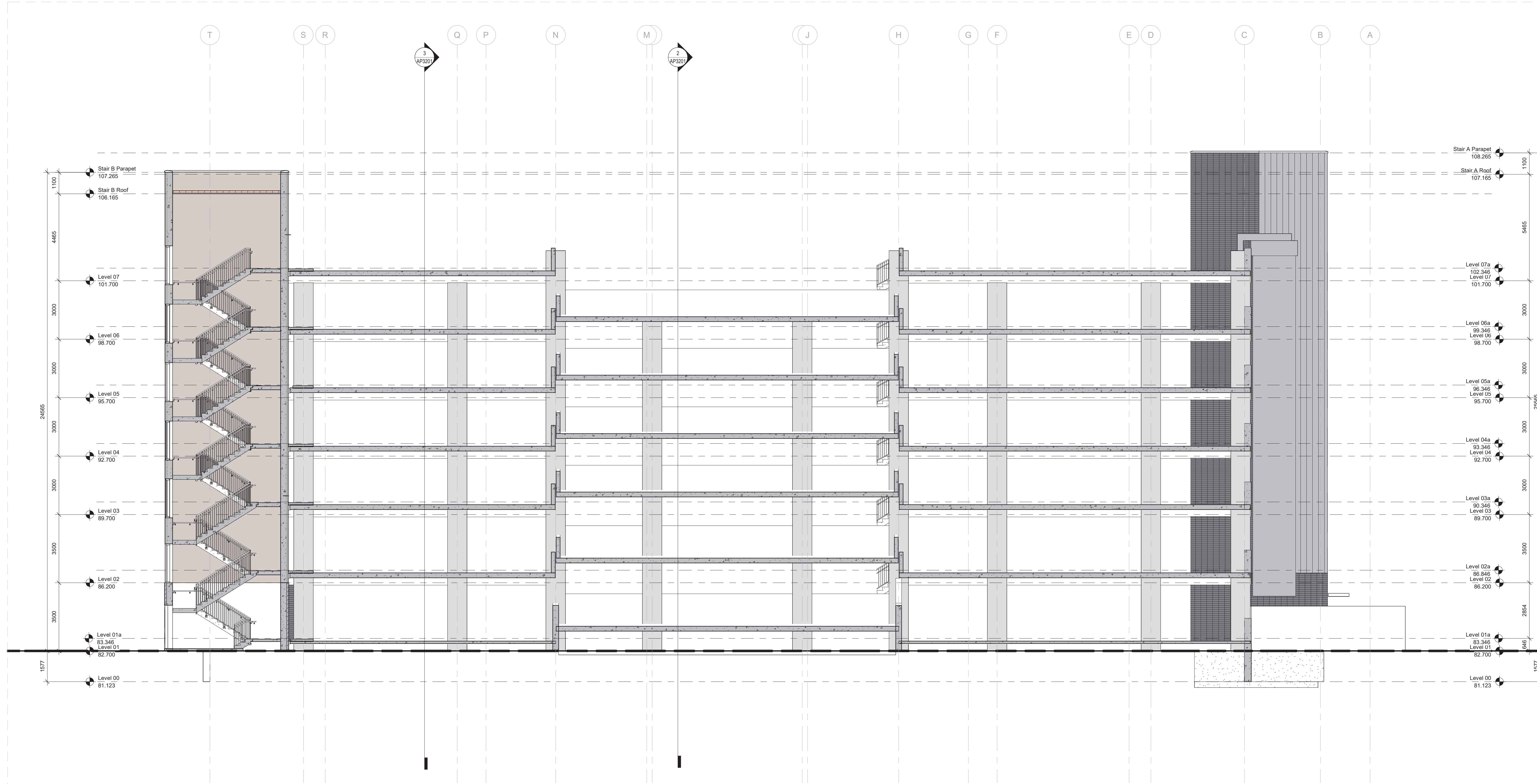
BUILDING SECTIONS

scale: 1 : 100
drawn by: NV
reviewed by: JCU/DV
job number: 2021-0801-19
plot date: 2023-08-16

drawing number:

AP3201

City of Ottawa File No. D07-12-22-0170
City of Ottawa Plan No. 18912



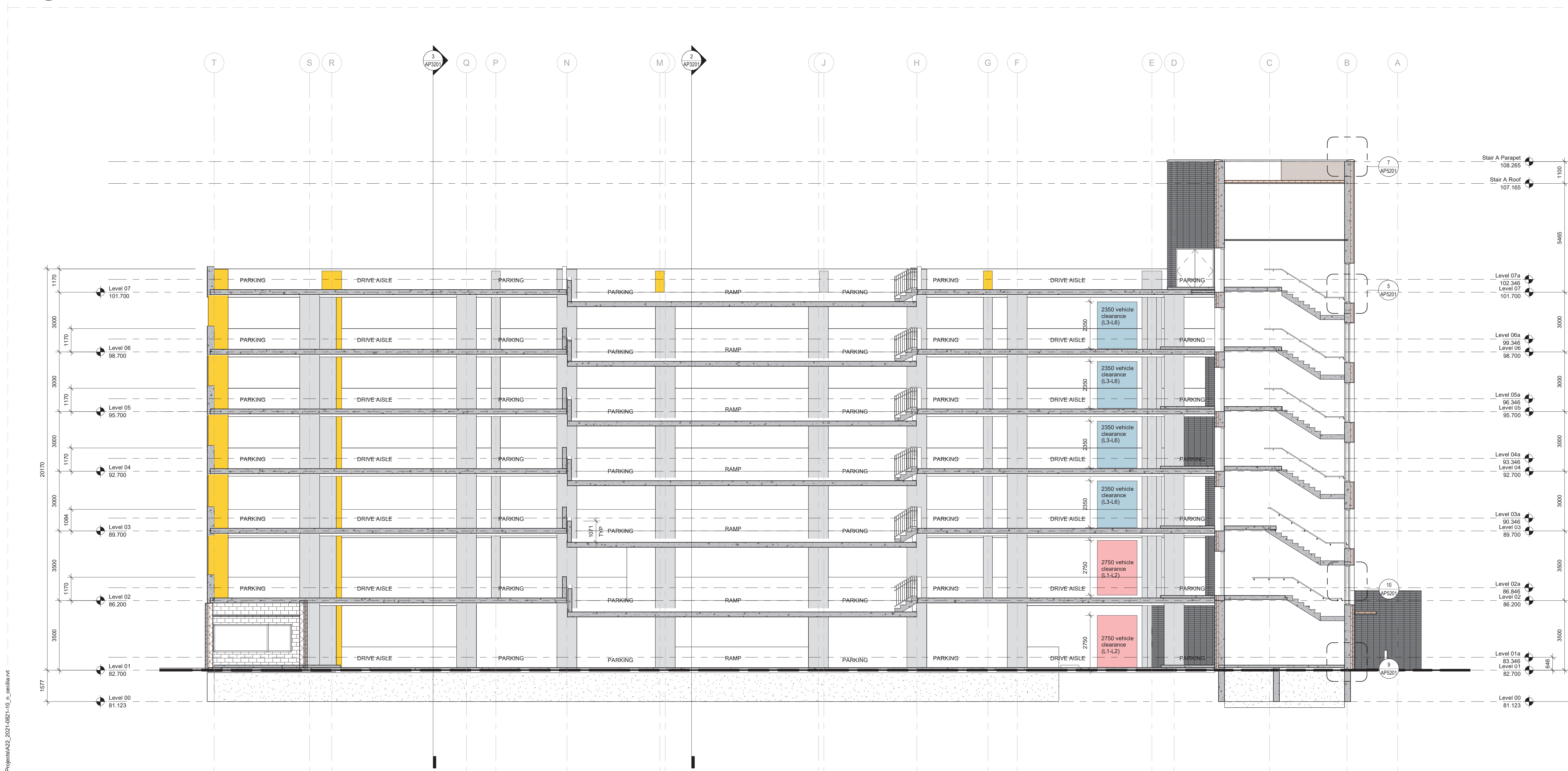
1 BUILDING SECTION - NORTH/SOUTH AT GRID 10
Scale: 1 : 100

APPROVED
By Lily Xu at 4:37 pm, Oct 26, 2023

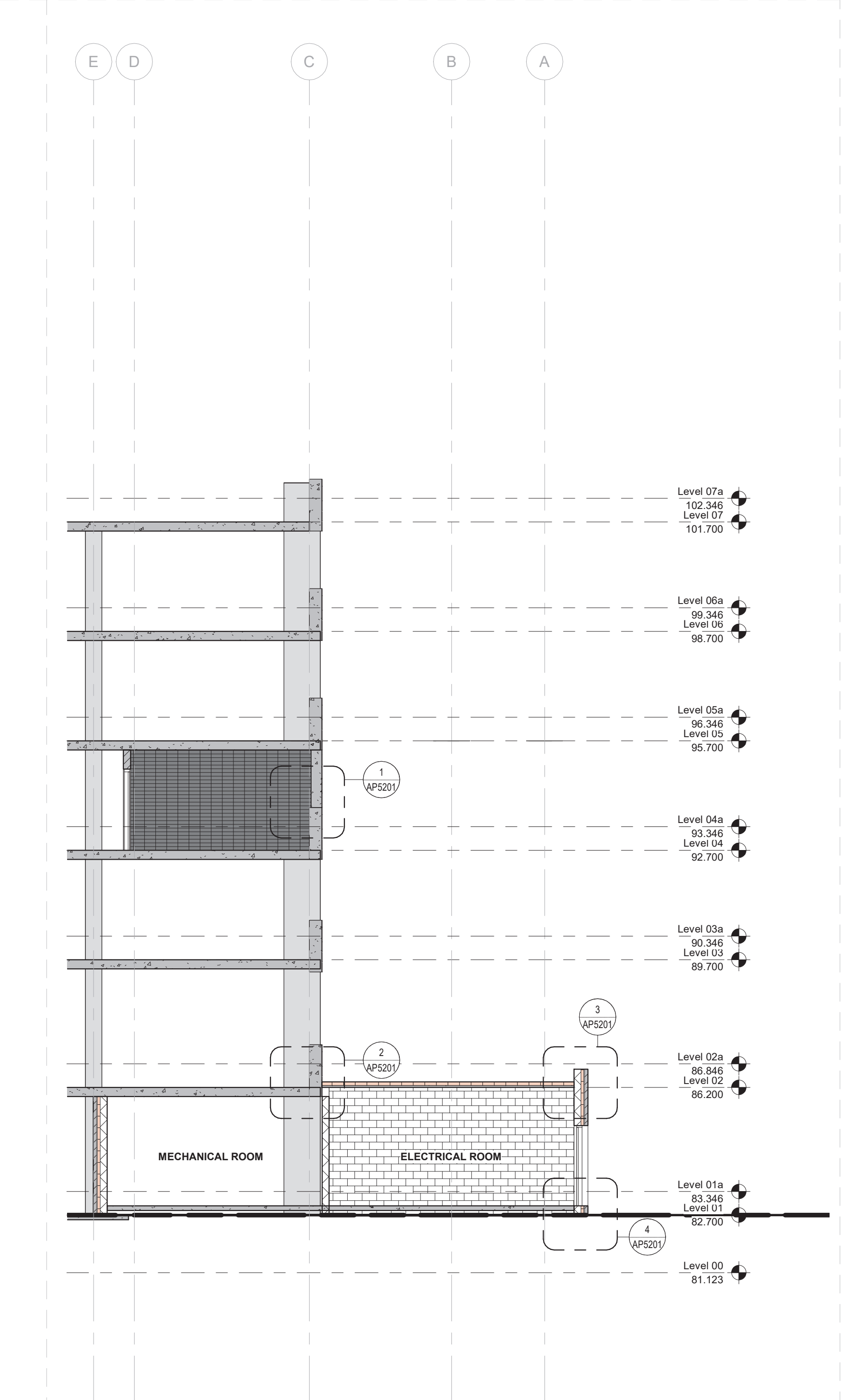
Lily Xu

LILY XU, MCIP, RPP
MANAGER, DEVELOPMENT REVIEW SOUTH
PLANNING, INFRASTRUCTURE & ECONOMIC
DEVELOPMENT DEPARTMENT, CITY OF OTTAWA

KEYPLAN



2 BUILDING SECTION - NORTH/SOUTH AT GRID 1
Scale: 1 : 100



3 Building Section 05
Scale: 1 : 100

City of Ottawa File No. D07-12-22-0170
City of Ottawa Plan No. 18912

2 2023-08-16 ISSUED FOR SPC SUBMISSION
1 2023-04-21 ISSUED FOR SPC SUBMISSION
0 2023-04-21 ISSUED FOR TECHNICAL SUBMISSION
DATE: version:

revisions

ONTARIO ASSOCIATION OF ARCHITECTS
JASON CHANG
LICENCE #8982

All drawing and specifications are the property of the architect. The contractor shall verify all dimensions and information on site and report any discrepancy to architect before proceeding.

1Door4Care: CHEO Integrated Treatment Centre: Parking Garage

401 Smyth Road, Ottawa ON

BUILDING SECTIONS

scale: 1 : 100
drawn by: NV
reviewed by: JCH/D
job number: 2021-0801-19
plot date: 2023-08-16
drawing number:

AP3202

2023-08-16 11:17:11 PM C:\paw\paw\2023-08-16-10-00-00.dwg