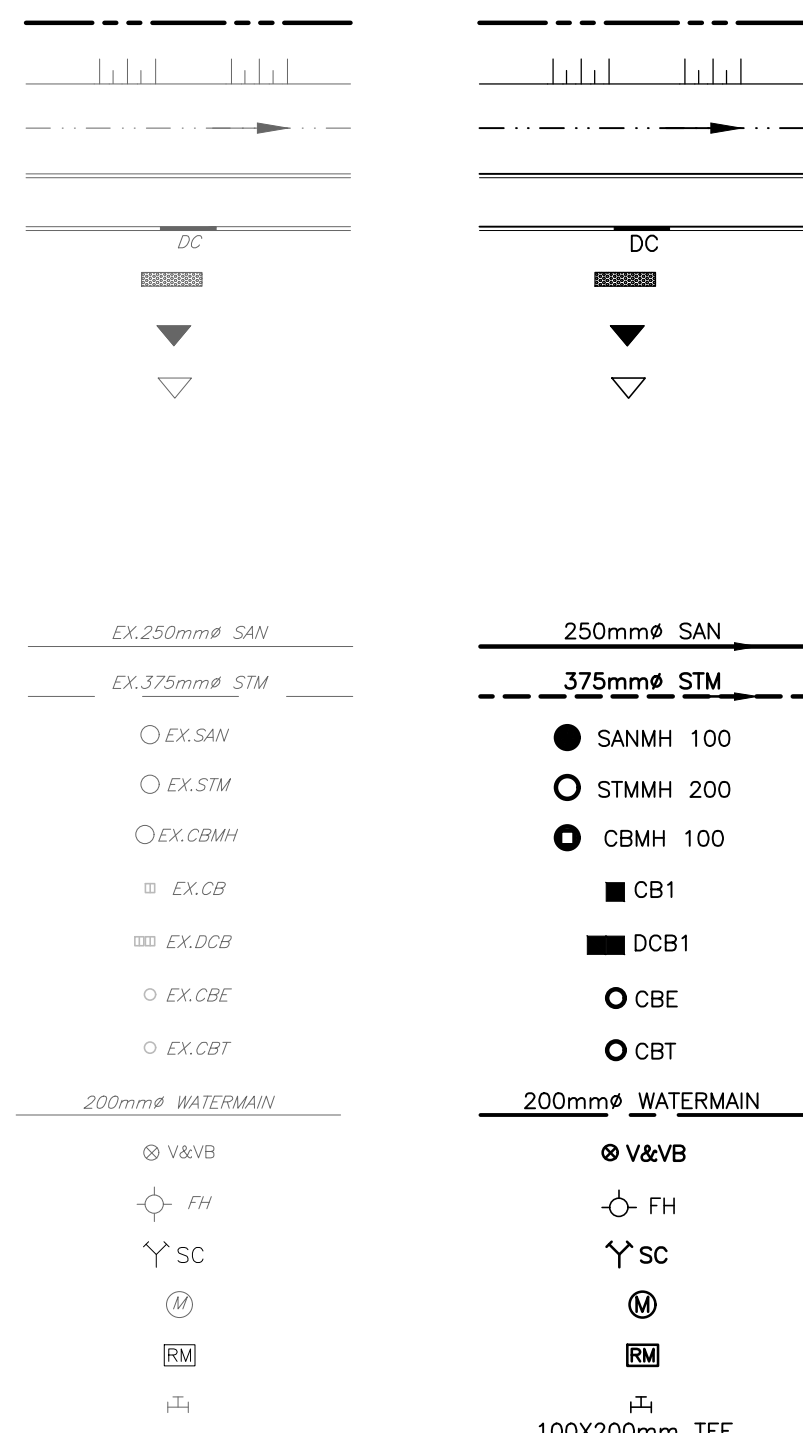


DESCRIPTION

- SITE FEATURES
PROPERTY LINE
TERRACING (3:1 TYPICAL)
DITCH/SWALE AND DIRECTION OF FLOW
BARRIER CURB (SC1.1)
DEPRESSED CURB
TACTILE WALKING SURFACE INDICATOR "TWSI" (SC7.3)
BUILDING ENTRY/EXIT BARRIER FREE
BUILDING ENTRY/EXIT OVERHEAD DOOR

EXISTING

PROPOSED



SERVICES AND STRUCTURES

Table listing services and structures with corresponding symbols and specifications. Includes Sanitary Sewer (250mm SAN), Storm Sewer (375mm STM), Sanitary Manhole (SANMH 100), Storm Manhole (STMMH 200), Catchbasin Manhole (CBM 100), Catchbasin (CB1, DCB1, CBE, CBT), Watermain (200mm WATERMAIN), Valve and Valve Box (V&VB), Fire Hydrant (FH), Siamese Connection (SC), Water Meter (M), Remote Water Meter (RM), Tee (100X200mm TEE).

GRADING

Table for grading specifications comparing existing and proposed conditions. Includes ground elevation, top of grate/wall/bottom of wall elevations, finished floor elevation, underside of footing elevation, and slope/direction of flow (2.0%).

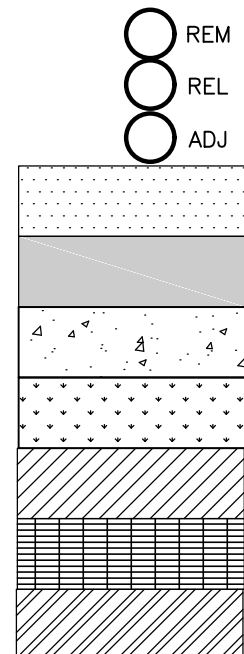
STORMWATER MANAGEMENT



DESCRIPTION

MISCELLANEOUS

- REMOVED (REM)
RELOCATED (REL)
ADJUSTED (ADJ)
LIGHT DUTY PAVEMENT
HEAVY DUTY PAVEMENT
PROPOSED CONCRETE SURFACE
PROPOSED SOFT LANDSCAPING
ROAD REINSTATEMENT AS PER CITY STANDARD R10
PROPOSED LANDSCAPE REINSTATEMENT
CURBE AND SIDEWALK REINSTATEMENT AS PER CITY STD. SC4.



GENERAL NOTES:

- 1. ALL WORKS AND MATERIALS SHALL CONFORM TO THE LATEST REVISIONS OF THE STANDARDS AND SPECIFICATIONS OF THE CITY OF OTTAWA...
2. THE LOCATION OF UTILITIES IS APPROXIMATE ONLY...
3. THE CONTRACTOR SHALL VERIFY THE LOCATION AND ELEVATION OF EXISTING SERVICES...
4. ALL ELEVATIONS ARE GEODETIC AND UTILIZE METRIC UNITS...
5. THE CONTRACTOR SHALL BE RESPONSIBLE FOR OBTAINING ALL PERMITS...
6. ALL WORK SHALL BE COMPLETED IN ACCORDANCE WITH THE 'OCCUPATIONAL HEALTH AND SAFETY ACT...
7. CONTRACTOR SHALL BE RESPONSIBLE FOR ALL EXCAVATION, BACKFILL AND REINSTATEMENT...
8. ANY AREAS BEYOND THE LIMIT OF THE SITE DISTURBED DURING CONSTRUCTION...
9. THE CONTRACTOR SHALL COMPLY WITH THE CITY OF OTTAWA REQUIREMENTS FOR TRAFFIC CONTROL...
10. THE SUPPORT OF ALL UTILITIES SHALL BE IN ACCORDANCE WITH THE REQUIREMENTS OF THE AUTHORITY...
11. THERE WILL BE NO SUBSTITUTION OF MATERIALS UNLESS WRITTEN APPROVAL...
12. EXCESS EXCAVATED MATERIAL SHALL BE REMOVED FROM THE SITE...
13. THE SITE LAYOUT IS THE RESPONSIBILITY OF THE CONTRACTOR...
14. THE CONTRACTOR WILL BE RESPONSIBLE FOR ADDITIONAL BEDDING OR ADDITIONAL STRENGTH PIPE...
15. ALL NECESSARY CLEARING AND GRUBBING SHALL BE COMPLETED BY THE CONTRACTOR...
16. ALL EDGES OF DISTURBED PAVEMENT SHALL BE SAW CUT TO FORM A NEAT AND STRAIGHT LINE...
17. ALL BOREHOLES SHOWN ON THE DRAWINGS ARE FOR INFORMATION ONLY...
18. THE CONTRACTOR SHALL APPRAISE HISHER SELF OF ALL SURFACE AND SUBSURFACE CONDITIONS...
19. DO NOT CONSTRUCT USING DRAWINGS THAT ARE NOT MARKED 'ISSUED FOR CONSTRUCTION'...
20. FOR TOPOGRAPHICAL INFORMATION REFER TO PLAN PREPARED BY ANNIS, O'SULLIVAN, VOLLEBEK LIMITED...
21. CIVIL DRAWINGS TO BE READ IN CONJUNCTION WITH ARCHITECTURAL, LANDSCAPE AND LEGAL DRAWINGS...
22. ALL NECESSARY CLEARING AND GRUBBING SHALL BE COMPLETED BY THE CONTRACTOR...
23. STREET LIGHTING SHALL BE TO CITY OF OTTAWA STANDARDS.

SANITARY SEWER NOTES

- 1. ALL SANITARY SEWER MATERIALS AND INSTALLATION SHALL CONFORM TO THE LATEST REVISIONS OF THE STANDARDS AND SPECIFICATIONS OF THE CITY OF OTTAWA...
2. ALL SANITARY SEWERS SHALL BE PVC SDR 35, IPEX 'RING-TITE' (OR EQUIVALENT)...
3. SANITARY SEWER TRENCH AND BEDDING SHALL BE AS PER CITY OF OTTAWA STD. S6 AND S7...
4. ALL SANITARY LATERALS ARE TO BE PVC SDR 28, IPEX 'RING-TITE' (OR EQUIVALENT)...
5. SEWER BEDDING AS PER CITY STANDARD S6 & S7...
6. SANITARY SEWER MANHOLES SHALL BE BENCHES AS PER OPSD 701.021...
7. THE CONTRACTOR SHALL CONDUCT INFILTRATION/EXFILTRATION (AS PER CURRENT OPSD)...
8. THE CONTRACTOR SHALL CONDUCT CCTV INSPECTION OF ALL NEWLY INSTALLED SANITARY SEWERS...
9. ALL SERVICE CONNECTIONS TO BE CONSTRUCTED AS PER CITY STANDARD S11 & S11.1...
10. THE CONTRACTOR SHALL CONSTRUCT FLEXIBLE SANITARY SEWERS IN ACCORDANCE WITH OPSD 802.010 AND 802.013...
11. ALL SANITARY BUILDING DRAINS TO BE EQUIPPED WITH SANITARY BACKWATER VALVES...
12. WITHIN THE FROST ZONE, THE BACKFILL IN THE SERVICE TRENCHES SHOULD MATCH THE SOIL ON SIDES...
13. MINIMUM SOIL COVER TO BE 2.1m TO PROTECT SEWERS FROM FROST DAMAGE.

STORM SEWER NOTES

- 1. ALL STORM SEWER MATERIALS AND INSTALLATION SHALL CONFORM TO THE LATEST REVISIONS OF THE STANDARDS AND SPECIFICATIONS OF THE CITY OF OTTAWA...
2. ALL REINFORCED CONCRETE STORM SEWER PIPE SHALL BE IN ACCORDANCE WITH CSA A257.2...
3. ALL PVC STORM SEWERS ARE TO BE SDR 35 APPROVED PER C.S.A. B182.2...
4. THE CONTRACTOR SHALL CONSTRUCT FLEXIBLE STORM SEWERS IN ACCORDANCE WITH OPSD 802.010 AND 802.013...
5. SEWER BEDDING AS PER CITY STANDARD S6 & S7...
6. ALL STORM LATERALS SHALL BE PVC SDR 28, WHITE IN COLOR AND MARKED WITH A 50mm X 100mm WOODEN MARKER...
7. WITHIN THE FROST ZONE, THE BACKFILL IN THE SERVICE TRENCHES SHOULD MATCH THE SOIL ON SIDES...
8. MINIMUM SOIL COVER TO BE 2.1m TO PROTECT SEWERS FROM FROST DAMAGE.

- 9. ALL STORM SERVICES TO BE EQUIPPED WITH APPROVED BACKWATER VALVES.
10. STORM MANHOLE FRAME AND COVERS SHALL BE AS PER CITY OF OTTAWA STD. S24, S24.1 AND S25.
11. SAFETY PLATFORMS SHALL BE IN ACCORDANCE WITH OPSD 404.02.
12. DROP STRUCTURES SHALL BE IN ACCORDANCE WITH CITY OF OTTAWA SPECIFICATIONS AND OPSD 1003.01.
13. STORM SEWER MANHOLES SERVING LOCAL SEWERS LESS THAN 900MM SHALL BE CONSTRUCTED WITH A 300MM SUMP...
14. SINGLE AND DOUBLE CATCHBASINS SHALL BE IN ACCORDANCE WITH CITY OF OTTAWA STD. S1, AND OPSD 705.020...
15. CURB INLET TYPE CATCH BASIN (CIB) SHALL BE IN ACCORDANCE WITH CITY OF OTTAWA STD. S3...
16. SINGLE AND DOUBLE CATCHBASIN LEADS SHALL BE 200MM AND 250MM DIA (MIN) RESPECTIVELY...
17. ALL CATCHBASINS AND CATCHBASIN MANHOLES SHALL HAVE SUMPS WITH 300MM DEPTH...
18. CONTRACTOR SHALL ENSURE THAT CATCHBASINS ARE INSTALLED AT THE LOW POINT OF SAG CURB WORKS...
19. THE STORM SEWER CLASSES HAVE BEEN DESIGNED BASED ON BEDDING CONDITIONS SPECIFIED...
20. THE CONTRACTOR SHALL CONDUCT CCTV INSPECTION OF ALL NEWLY INSTALLED STORM SEWERS...

WATERMAIN NOTES

- 1. ALL WATERMAIN MATERIALS AND INSTALLATION SHALL CONFORM TO THE LATEST REVISIONS OF THE STANDARDS AND SPECIFICATIONS OF THE CITY OF OTTAWA...
2. NO WORK SHALL COMMENCE UNLESS A CITY WATER WORKS INSPECTOR IS ON SITE...
3. ALL PVC WATERMANS SHALL BE EQUAL TO AWWA C-900 CLASS 150, SDR 18, OR APPROVED EQUAL...
4. WATERMANS TRENCH AND BEDDING SHALL BE IN ACCORDANCE WITH CITY OF OTTAWA STANDARD W17...
5. ALL PVC WATERMANS SHALL BE INSTALLED WITH A 10 GAUGE STRANDED COPPER TWU OR RWU TRACER WIRE...
6. WATER SERVICES ARE TO BE TYPE K SOFT COPPER AS PER CITY OF OTTAWA STD. W26...
7. CATHODIC PROTECTION IS REQUIRED ON ALL METALLIC FITTINGS AS PER CITY OF OTTAWA STD. W40 AND W42...
8. VALVE BOXES SHALL BE INSTALLED AS PER CITY OF OTTAWA DETAIL W24...
9. ALL FIRE HYDRANTS TO BE INSTALLED AS PER CITY STANDARD W19 AND LOCATED AS PER CITY STANDARD W18...
10. ALL WATERMANS TO BE INSTALLED AT MINIMUM COVER OF 2.4m...
11. THRUST BLOCKS AND RESTRAINT AS PER CITY OF OTTAWA DWGS. W25.3 AND W25.4, W25.5 AND W25.6...
12. IF WATERMAIN MUST BE DEFLECTED TO MEET ALIGNMENT, ENSURE THAT THE AMOUNT OF DEFLECTION USED IS LESS THAN HALF THAT RECOMMENDED BY THE MANUFACTURER...
13. DISINFECTION AND TESTING OF WATERMAIN TO BE IN ACCORDANCE WITH CITY OF OTTAWA STANDARDS...
14. WATER METERS TO BE INSTALLED AS PER W30 FOR WATER SERVICES...
15. THE CONTRACTOR SHALL PROVIDE ALL TEMPORARY CAPS, PLUGS AND BLOW-OFFS AND NOZZLES...
16. INSULATION FOR WATERMAIN CROSSING OVER AND BELOW SEWER SHALL BE IN ACCORDANCE WITH CITY OF OTTAWA STD. W25.2 AND W25, RESPECTIVELY...
17. WHERE THE SEPARATION BETWEEN SERVICES AND MANHOLES IS LESS THAN 1.2m...
18. AS PER CITY GUIDELINE, THE MINIMUM VERTICAL CLEARANCE BETWEEN WATERMAIN AND SEWER/ UTILITY IS 0.25M FOR CROSSING OVER THE SEWER...

ROADWAY SPECIFICATIONS

- 1. ALL TOPSOIL AND ORGANIC MATERIAL SHALL BE STRIPPED WITHIN THE ROAD ALLOWANCE...
2. CONCRETE CURB SHALL BE IN ACCORDANCE WITH CITY OF OTTAWA STD. SC1.1 (BARRIER CURB) AND SC1.3 (MOUNTABLE CURB)...
3. ROAD SUBDRAINS SHALL BE IN ACCORDANCE WITH CITY OF OTTAWA STD. R1...
4. PAVEMENT REINSTATEMENT FOR SERVICE AND UTILITY CUTS SHALL BE IN ACCORDANCE WITH CITY OF OTTAWA STD. R10...
5. GRANULAR 'A' SHALL BE PLACED TO A MINIMUM THICKNESS OF 300MM...
6. ALL GRANULAR FOR ROADS SHALL BE COMPACTED TO A MINIMUM OF 98% STANDARD PROCTOR DENSITY...
7. ASPHALT WEAR COURSE SHALL NOT BE PLACED UNTIL THE VIDEO INSPECTION OF SEWERS...
8. SUB-EXCAVATE SOFT AREAS AND FILL WITH GRANULAR 'B' COMPACTED IN MAXIMUM 300MM LIFTS...
9. PAVEMENT STRUCTURE: REFER TO GEOTECHNICAL REPORT PREPARED BY PATERSON GROUP DATED JANUARY 10, 2023.


GENERAL NOTES FOR GRADING

- 1. IT SHALL BE THE BUILDER'S RESPONSIBILITY TO ENSURE THAT GRADING AROUND HYDRANTS, TRANSFORMERS, AND UTILITY PEDESTALS ETC., MEET CURRENT CITY OF OTTAWA, HYDRO AND UTILITY COMPANY REQUIREMENTS...
2. ALL GROUND SURFACES SHALL BE EVENLY GRADED WITHOUT PONDING AREAS AND WITHOUT LOW POINTS...
3. CONTRACTOR TO ADJUST EXISTING CATCH BASINS, MANHOLES, FIRE HYDRANTS, VALVE CHAMBERS AND VALVE BOXES TO FINAL GRADE AS REQUIRED...
4. CONTRACTOR SHALL TAKE ALL NECESSARY PRECAUTIONS TO PROTECT EXISTING FOUNDATIONS OF ADJACENT BUILDINGS...
5. GRADING IN GRASSED AREAS WILL BE BETWEEN 2% TO 7%. GRADES IN EXCESS OF 7% WILL REQUIRE A MAXIMUM 3:1 TERRACING.

Vertical text on the left margin containing file paths and drawing information.

CAUTION
THE POSITION OF ALL POLE LINES, CONDUITS, WATERMANS, SEWERS AND OTHER UNDERGROUND AND OVERGROUND UTILITIES AND STRUCTURES IS NOT NECESSARILY SHOWN ON THE CONTRACT DRAWINGS...

Table with columns for SCALE, DESIGNED BY, REVIEWED BY, CLIENT, and a revision table with columns for REV, DESCRIPTION, DATE, BY, and APPD.



Client information: DOLYN CONSTRUCTION LTD., 1-888 LADY ELLEN PLACE, OTTAWA, ON. K1Z 5L5. Includes exp. logo and contact details for exp Services Inc.

Project information: KONSON WAREHOUSE, 1485 UPPER CANADA STREET, OTTAWA, ONTARIO. Includes title 'NOTES AND LEGEND SHEET'.

Table with project details: PROJECT No. DTT-22023462-A0, SURVEY AOV, DATE 01/10/2023, DRAWING No. C001.

Vertical text on the right margin: #?????