




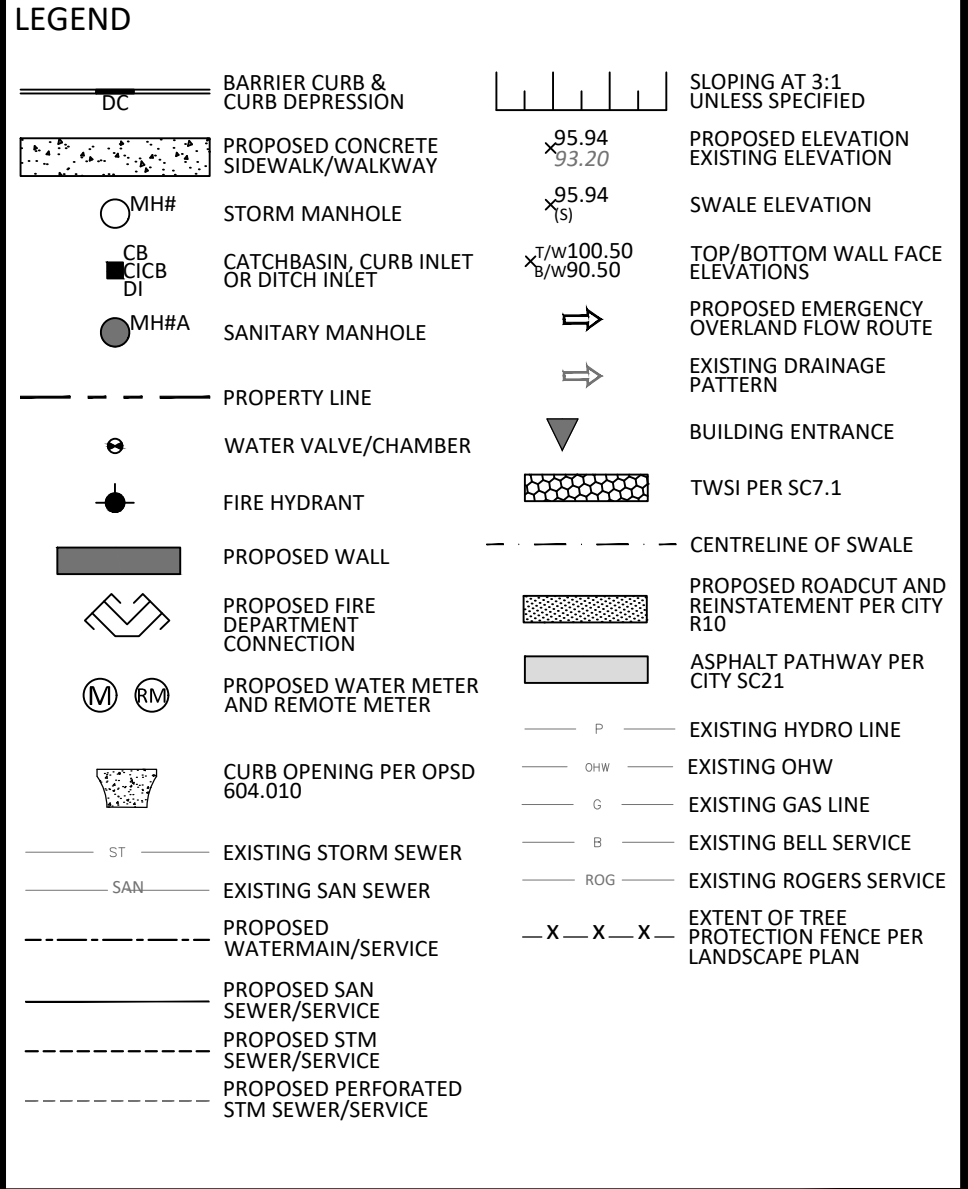
OUTLINE OF ROADCUT AND REINSTATEMENT PER CITY R10
ASPHALT STRUCTURE TO MATCH R10 UNLESS EXISTING
CONDITIONS DIFFER FROM STANDARD.
CONTRACTOR TO CONFIRM PRIOR TO CONSTRUCTION.

-BREAK INTO EXISTING STRUCTURE AND RE-BENCH, AS REQUIRED.
ABANDON EX. INVERT S.




MUNICIPAL SEWER/WATERMAIN RELOCATION NOTES

- [illegible]



SCALE 1 : 250



0 5 10 15 20 25 Metres

info.north-america@egis-group.com



OTTAWA ON

Checked By: A.M.	Drawing Number:
Designed By: R.R.R.	C203