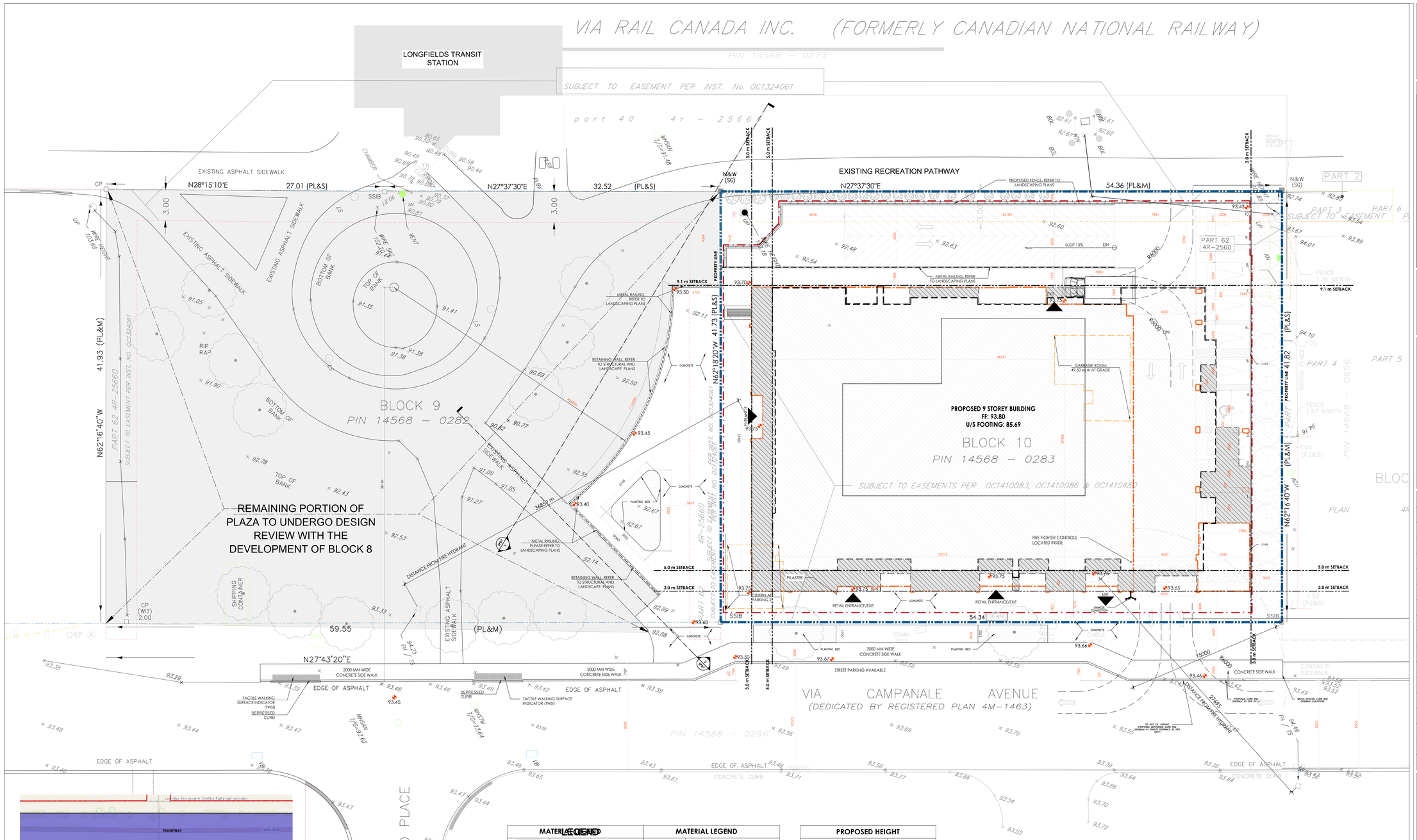

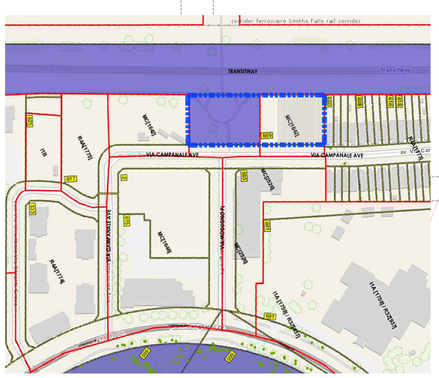

ZONING INFORMATION

0 2 4 6 10 20

SCALE 1:150 METERS

MATERIAL LEGEND		MATERIAL LEGEND	
	NEW SOD		FIRE HYDRANT
	CONCRETE		SIAMESE CONNECTION
	ASPHALT		DIRECTIONAL ARROW
	BRICK INTERLOCK		FENCE
ENTRANCE	BUILDING ENTRANCE / EXIT		RAILING
	PROPERTY BOUNDARY		PROPOSED HEIGHT
	SETBACKS		BENCH
HP	PROPOSED HYDRO POLE		

PROPOSED HEIGHT		
	STOREY	HEIGHT IN M.
	PENTHOUSE	30.00
	8	26.80
	2	8.79
	MAIN LEVEL - FOOTPRINT	
	OUTLINE - PARKING BELOW	

GWildman

GERALDINE WILDMAN
MANAGER, DEVELOPMENT REVIEW SOUTH
PLANNING, DEVELOPMENT AND BUILDING SERVICES
DEPARTMENT, CITY OF OTTAWA

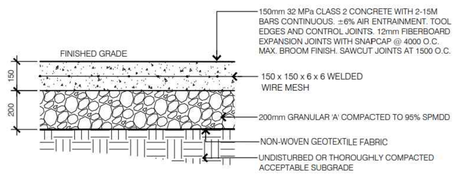

NOTE:
1. STEEL EDGE/CONTROL JOINT 1500 O.C., SAWCUT OR TOOLED EXPANSION JOINT 6000 O.C. AND ABUTTING OTHER CONCRETE STRUCTURES.
2. REFER TO PLAN FOR FINISH TYPE.
3. ALL MEASUREMENTS ARE IN MILLIMETRES UNLESS OTHERWISE NOTED
4. CONCRETE SHALL BE 32MPa CLASS C-2 MEETING THE REQUIREMENTS OF S.P. F-3510 AND PLACED IN ACCORDANCE WITH S.P. F-9040
5. GRANULAR 'A' SHALL MEET THE REQUIREMENTS OF OPSS 1010
6. APPROVED NON-WOVEN CLASS 1 GEOTEXTILE AS PER MS-22.15 WHEN WARRANTED BY SOIL CONDITION, SUBJECT TO APPROVAL BY THE CONTRACT ADMINISTRATOR
9. DETAIL PREPARED IN ACCORDANCE WITH CITY OF OTTAWA DETAIL SC22

1 SP01 SITE PLAN
1:150

1 SP01 LIGHT DUTY CONCRETE
N.T.S

CLIENT:

Campanale HOMES
CAMPANALE GROUP

KEY PLAN:

GENERAL NOTES:

SURVEY INFORMATION IS AS PER THE DRAWINGS PROVIDED BY THE CLIENT.

SURVEY INFORMATION IS ONLY FOR REPRESENTATION.

ALL CONTRACTORS TO VERIFY ALL DIMENSIONS ON SITE AND TO REPORT ALL ERRORS AND/OR OMISSIONS TO THE ARCHITECT.

ALL CONTRACTORS MUST COMPLY WITH ALL CODES AND BYLAWS AND OTHER AUTHORITIES HAVING JURISDICTION OVER THE WORK.

DO NOT SCALE DRAWINGS.

THIS DRAWING MAY NOT BE USED FOR CONSTRUCTION UNTIL SIGNED BY THE ARCHITECT.

COPYRIGHT RESERVED.

NO.	REVISION	DD/MM/YY DATE
10	FOR REVIEW AND TENDER	02/09/25
09	FOR FOUNDATION PERMIT	15/05/25
08	FOR APPROVAL	19/03/25
07	FOR REVIEW	16/12/24
06	FOR REVIEW	12/07/24
05	FOR REVIEW	09/07/24
04	FOR REVIEW	07/05/24
03	FOR REVIEW	23/04/24
02	FOR REVIEW	18/04/24
01	FOR REVIEW	01/03/24

FOTENN
PLANNING + DESIGN

WOODMAN ARCHITECT & ASSOCIATES LTD.
201-4 BEECHWOOD AVENUE, OTTAWA, ONTARIO, CANADA K1L8L9
TEL: 613 228 9850, FAX 613 228 9848, mailbox@woodmanarchitect.com

CONSULTANTS:

STRUCTURAL	- D+M Structural Ltd
MECHANICAL	- Jain Consultants
CIVIL	- Stantec
ELECTRICAL	- Jain Consultants
NOISE	- Gradient Wind Engineering Inc.
LANDSCAPE	- Thakar Associates Design Consultants
INFRASTRUCTURE	- Parsons

PROJECT:

BLOCK 9&10
609 LONGFIELDS DR.
NEPEAN, BARRHAVEN EAST - OTTAWA

DRAWING:

SITE PLAN

DATE	23/11/2023	JOB NO.	2314A
SCALE	1:150	DRAWING NO.	SP01
DRAWN BY	JG		
REVIEWED BY	RW		