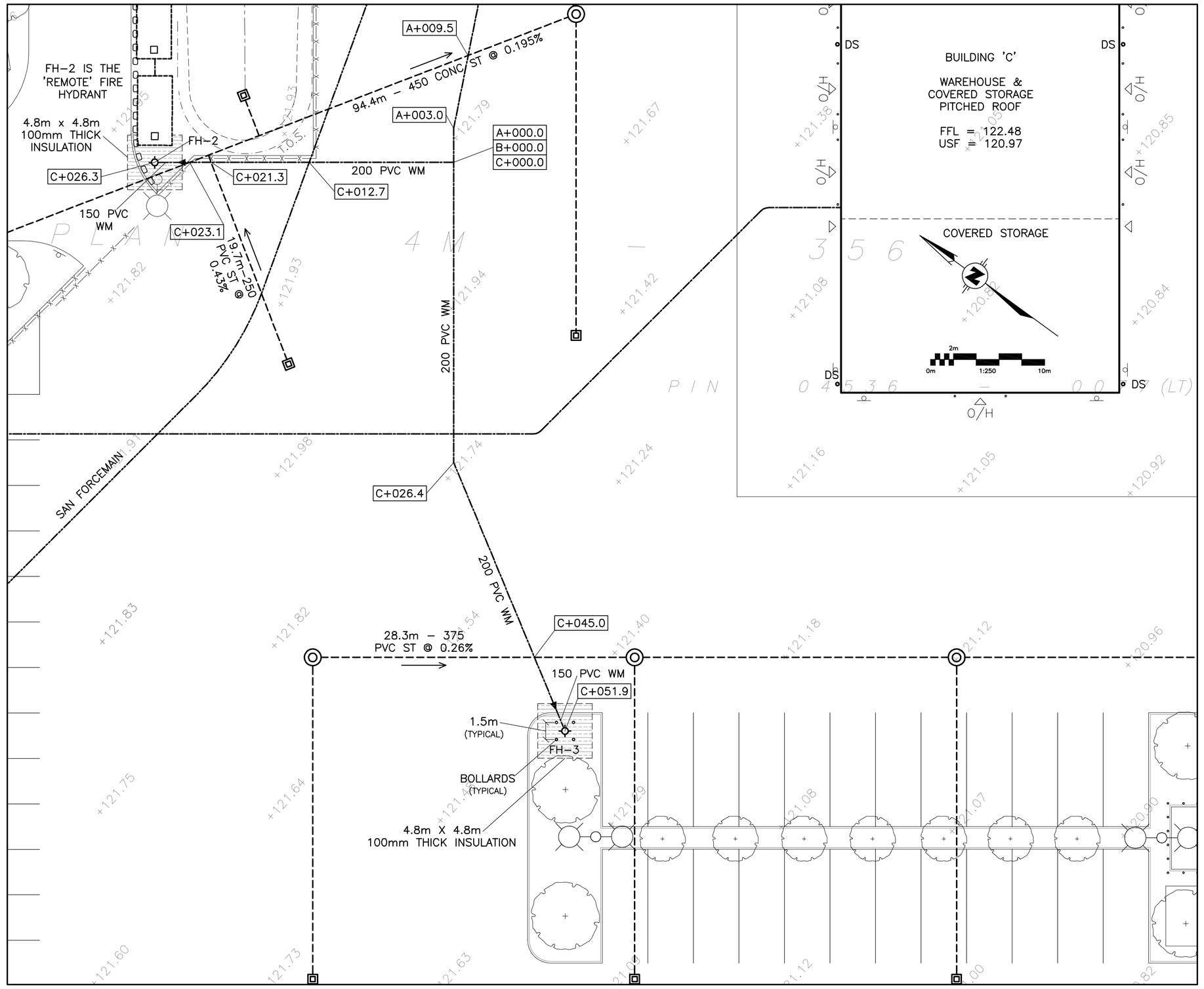


# WATERMAIN PROFILE TABLE

## MATERIAL: PVC DR18

| STATION | DESCRIPTION | GRADE ELEVATION | TOP OF PIPE | DEPTH OF COVER | NOTES |
|---|---|---|---|---|---|
| C+000.0 (A+000.0 B+000.0) | 200x200mm TEE TO CITY OF OTTAWA STANDARDS | 122.18 | 119.78 | 2.40 | – |
| C+012.7 | – | 122.42 | 119.95 | 2.47 | CROSSING 50 SAN FORCEMAIN TOP 119.65 WM U/S 119.80 150mm CLEARANCE |
| C+021.3 | – | 122.42 | 119.95 | 2.47 | CROSSING 250 ST INV 121.12 WM TOP 119.95 – 1170mm CLEARANCE (MIN. 500mm REQ'D) |
| C+023.1 | – | 122.42 | 119.95 | 2.47 | CROSSING 450 ST U/S 120.94 WM TOP 119.95 – 990mm CLEARANCE (MIN. 500mm REQ'D) |
| C+024.3 | 200mm TO 150mm REDUCER TO CITY OF OTTAWA STANDARDS | 122.40 | 119.95 | 2.45 | – |
| C+026.3 | FH–2 – FIRE HYDRANT AVK 2760 NOSTALGIC SINGLE PUMPER WITH SEALED WEEP HOLES TO AWWA C–502 & CITY OF OTTAWA STANDARDS | 122.39 | 119.95 | 2.44 | – |
| C+000.0 (A+000.0 B+000.0) | 200x200mm TEE TO CITY OF OTTAWA STANDARDS | 122.18 | 119.78 | 2.40 | – |
| C+026.4 | 22.5° HORIZONTAL BEND TO CITY OF OTTAWA STANDARDS | 122.18 | 119.78 | 2.40 | – |
| C+045.0 | – | 122.18 | 119.78 | 2.40 | CROSSING 375 ST INV 120.95 WM TOP 119.78 – 1170mm CLEARANCE (MIN. 500mm REQ'D) |
| C+049.9 | 200mm TO 150mm REDUCER TO CITY OF OTTAWA STANDARDS | 122.20 | 119.78 | 2.42 | – |
| C+051.9 | FH–3 – FIRE HYDRANT AVK 2760 NOSTALGIC WITH SEALED WEEP HOLES TO AWWA C–502 & CITY OF OTTAWA STANDARDS | 122.45 | 119.78 | 2.67 | – |

FIRE HYDRANTS SHALL HAVE SEALED WEEP HOLES AND ARE TO CITY OF OTTAWA STANDARDS AND SHALL BE OF THE TYPE THAT CONNECTS TO A MUNICIPAL WATERMAIN. (FIRE HYDRANTS SHALL NOT BE DRY HYDRANTS FOR DRAFTING FROM STORAGE RESERVOIRS).

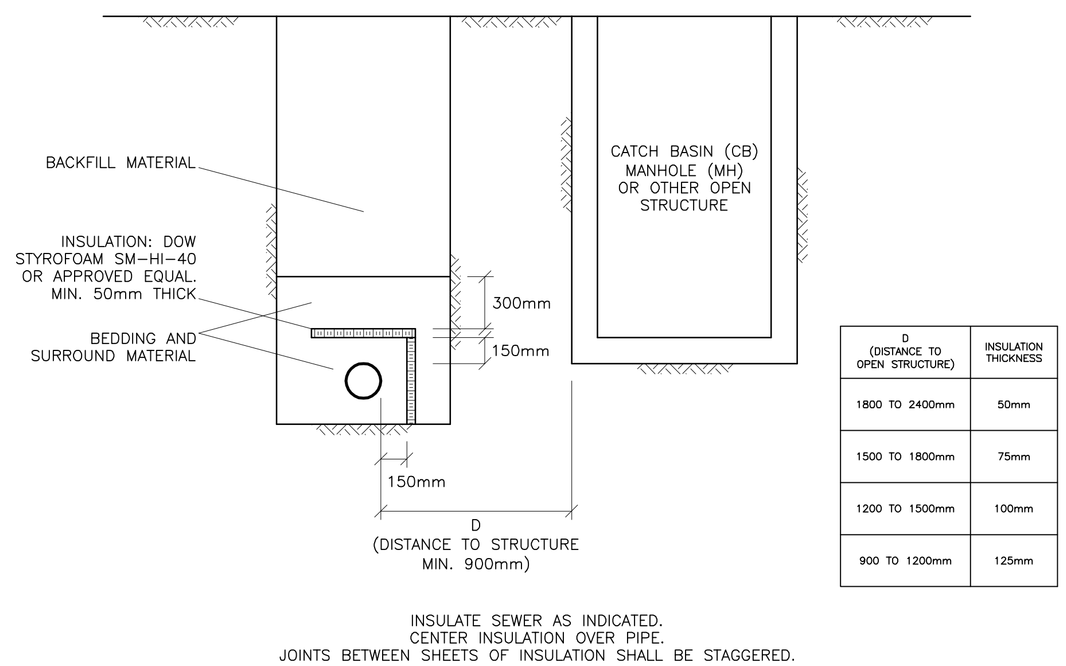


| D (DISTANCE TO OPEN STRUCTURE) | INSULATION THICKNESS |
|---|---|
| 1800 TO 2400mm | 50mm |
| 1500 TO 1800mm | 75mm |
| 1200 TO 1500mm | 100mm |
| 900 TO 1200mm | 125mm |

INSULATE SEWER AS INDICATED.
CENTER INSULATION OVER PIPE.
JOINTS BETWEEN SHEETS OF INSULATION SHALL BE STAGGERED.

INSULATION OF WATER PIPES AT OPEN STRUCTURES
AS PER CITY OF OTTAWA DRAWING No. W23
N.T.S

FIRE HYDRANT MAINTENANCE AND INSPECTIONS:

THE ONSITE FIRE HYDRANTS HAVE SEALED WEEP HOLES AND ARE REQUIRED TO BE WINTERIZED. AFTER USE AND AFTER THE MAIN VALVE HAS BEEN CLOSED, THE HYDRANT IS EXPECTED TO HAVE WATER WITHIN THE BARREL. AFTER USE, AND IN THE FALL BEFORE FREEZING CONDITIONS ARE POSSIBLE, PUMP WATER OUT OF THE BARREL OF ALL FIRE HYDRANTS.

IN ADDITION, THE FIRE HYDRANTS SHALL BE MAINTAINED AND INSPECTED AS PER THE ONTARIO FIRE CODE (OFC) O. REG. 213/07 INCLUDING:

6.6.4.1. MUNICIPAL AND PRIVATE HYDRANTS SHALL BE MAINTAINED IN OPERATING CONDITION.
6.6.4.2. HYDRANTS SHALL BE MAINTAINED FREE OF SNOW AND ICE ACCUMULATIONS.
6.6.4.3. HYDRANTS SHALL BE READILY AVAILABLE AND UNOBSTRUCTED FOR USE AT ALL TIMES.

6.6.5.1. HYDRANTS SHALL BE INSPECTED ANNUALLY AND AFTER EACH USE IN ACCORDANCE WITH ARTICLES 6.6.5.2. TO 6.6.5.5.
6.6.5.2. (1) EXCEPT WHEN IN USE OR BEING INSPECTED IN ACCORDANCE WITH SENTENCE (2), HYDRANTS SHALL BE EQUIPPED WITH PORT CAPS THAT ARE SECURED WRENCH–TIGHT.
(2) THE PORT CAPS SHALL BE REMOVED AND THE CONNECTIONS INSPECTED FOR WEAR, RUST OR OBSTRUCTIONS THAT IN ANY WAY HAMPER EASY REMOVAL AND CORRECTIVE ACTION SHALL BE TAKEN AS NEEDED.
(3) IF THE CAPS ARE MISSING, THE HYDRANT SHALL BE EXAMINED FOR OBSTRUCTIONS OR ACCUMULATED REFUSE AND FLUSHED IN ACCORDANCE WITH ARTICLE 6.6.5.7. AND THE PORT CAPS SHALL BE RE–INSTALLED.

6.6.5.6. HYDRANT WATER FLOW SHALL BE INSPECTED ANNUALLY IN ACCORDANCE WITH ARTICLE 6.6.5.7.
6.6.5.7. THE MAIN VALVE OF THE HYDRANT SHALL BE FULLY OPENED AND THE HYDRANT OPERATED WITH ONE PORT OPEN AND THE WATER FLOW CHECKED.
6.6.5.8. A RECORD OF THE HYDRANT OPERATION AS DESCRIBED IN ARTICLE 6.6.5.7. SHALL BE KEPT IN CONFORMANCE WITH SUBSECTION 1.1.2.

REFER TO NOTES, DETAILS & SCHEDULES ON DRAWINGS C–8, C–9, C–14 & C–15

## LEGEND

| | |
|---|---|
| FFL | FINISHED FLOOR ELEVATION |
| USF | UNDERSIDE OF FOOTING |
| | PROPERTY LINE |
| CB | CATCH–BASIN |
| MH | STORM MANHOLE |
| CB/MH | CATCH–BASIN/MANHOLE |
| SAN | SANITARY SEWER |
| SAN | SANITARY FORCEMAIN |
| ST | STORM SEWER |
| WL/WM | WELL WATER LINE/WATERMAIN |
| SPL | SPRINGLINE OF PIPE |
| INV | INVERT OF PIPE |
| T.O.S | TOP OF SLOPE |
| B.O.S | BOTTOM OF SLOPE |
| | CENTERLINE OF SWALE |
| | 150mm BARRIER CURB |

KEY PLAN

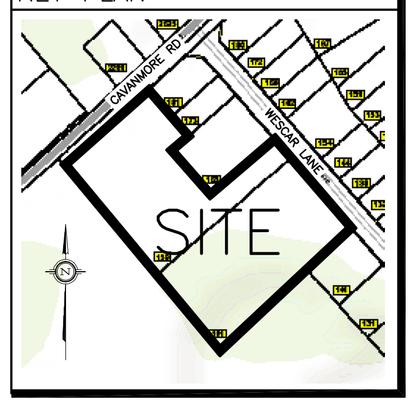


| No. | DATE | REVISION |
|---|---|---|
| | | |
| | | |
| 8 | MAR 28–25 | WATERMAIN REVISED, FH TYPE REVISED & FH MAINTENANCE ADDED |
| 7 | FEB 7–25 | RE–ISSUED FOR APPROVAL |
| 6 | AUG 22–24 | RE–ISSUED FOR APPROVAL |
| 5 | AUG 19–24 | ISSUED TO OFS FOR APPROVAL OF FIRE TANKS & FHs LOCATION |
| 4 | JUL 10–24 | ISSUED FOR BUILDING PERMIT |
| 3 | DEC 13–23 | RE–ISSUED FOR APPROVAL |
| 2 | AUG 31–23 | ISSUED FOR APPROVAL |
| 1 | AUG 16–23 | ISSUED FOR COORDINATION |

D. B. GRAY ENGINEERING INC.
Stormwater Management - Grading & Drainage - Storm & Sanitary Sewers - Watermains
700 Long Point Circle 613-425-8044
Ottawa, Ontario d.gray@dbgrayengineering.com

Project
SUNBELT RENTALS INC.– EQUIPMENT MAINTENANCE FACILITY
CARP, ONTARIO

Drawing Title
WATER PROFILE TABLE
(LINE B & C)

Engineer's Seal
LICENSED PROFESSIONAL ENGINEER
D.B. GRAY
17016502
MAR 28–25
PROVINCE OF ONTARIO
NOT VALID UNLESS SIGNED & DATED

| | |
|---|---|
| Drawn | D.B.G |
| H. Scale | 1:250 |
| V. Scale | |
| Date | AUG 16–23 |
| Job No. | 22111 |

Drawing No.
C–7
of 17

D07–12–24–0105 / #19219