THIS DRAWING, OR PARTS THEREOF, MAY NOT BE REPRODUCED OR USED IN ANY FORM, BY ANY METHOD, FOR ANY PURPOSE, WITHOUT THE WRITTEN PERMISSION OF QUADRANT ENGINEERING.

THIS DRAWING IS TO BE READ IN CONJUNCTION WITH THE SPECIFICATION. WHERE CONFLICT ARISES THE MORE STRINGENT OF THE TWO SHALL APPLY.

COPYRIGHT © 2024 QM&E ENGINEERING INC.

24-007M

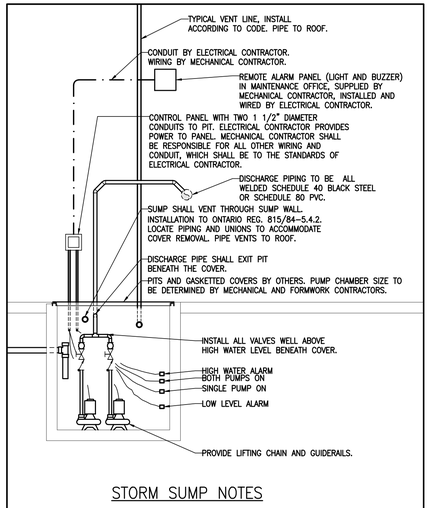

STORM SUMP NOTES

1. THE STORM SUMP SERVES WEEPERS AND SUBSLAB PIPING ONLY.

3 M–300 STORM SUMP PIT DETAIL

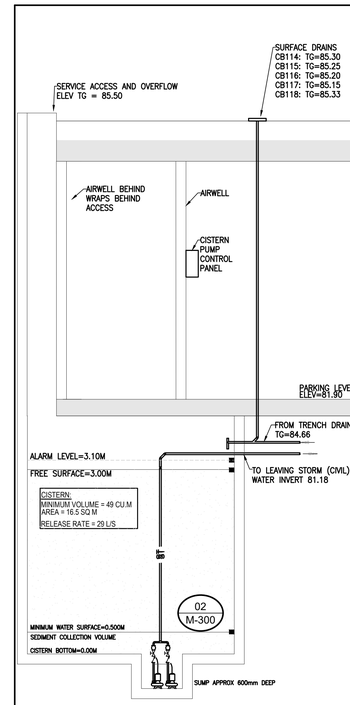

1 M–300 CISTERN SCHEMATIC

CISTERN NOTES

1. SEE STORMWATER MANAGEMENT REPORT FOR ADDITIONAL SUPPORTING INFORMATION FOR THE SYSTEM. THAT REPORT SHALL FORM PART OF THE SUPPORTING DOCUMENTS FOR THIS CONTRACT. CONTRACTOR SHALL READ THE REPORT PRIOR TO SUBMITTING CONTRACT PRICE.
2. THIS CONTRACTOR TO PROVIDE PIPING, CONTROLS, CONDUIT, WIRING AND MECHANICAL EQUIPMENT FOR THE CISTERNS, CISTERNS TO BE PROVIDED BY GENERAL CONTRACTOR.
3. ALL PENETRATIONS OF THE CISTERN SHALL BE MADE PRESSURE AND WATER TIGHT, AND SHALL BE MADE ABOVE THE FREE SURFACE.
4. CONTRACTOR TO MEASURE AREA OF CISTERN AFTER IT IS FORMED AND DETERMINE HEIGHTS OF ALL WATER LEVELS, FLOAT LEVELS AND PIPE PENETRATIONS. SUBMIT FABRICATION SKETCH TO ENGINEER FOR REVIEW PRIOR TO STARTING WORK. ALL PIPE AND CONTROLS OPENINGS TO BE CORED IN THE CISTERN AFTER IT IS FORMED.
5. PUMPS TO BE PRIMARY/BACKUP WITH ALTERNATION. CONNECT TO EMERGENCY POWER SYSTEM

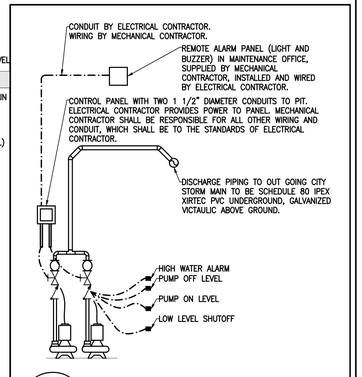

2 M–300 CISTERN PUMP DETAIL

THE CONTRACT DOCUMENTS ARE THE PROPERTY OF QM&E ENGINEERING INC. (QM&E)

THE CONTRACTOR SHALL OBTAIN A FULL SET OF ALL CONSULTANTS' DESIGN DOCUMENTS PRIOR TO STARTING WORK.

QM&E BEARS NO RESPONSIBILITY FOR INTERPRETATIONS OF THESE DOCUMENTS BY OTHERS.

UPON WRITTEN APPLICATION QM&E WILL PROVIDE WRITTEN CLARIFICATION REGARDING THE INTENT OF THE CONTRACT DOCUMENTS.

QM&E REVIEW OF SHOP DRAWINGS SUBMITTED BY THE CONTRACTOR IS FOR DESIGN CONFORMANCE ONLY.

DRAWINGS ARE NOT TO BE SCALED FOR CONSTRUCTION. CONTRACTOR TO VERIFY ALL CONDITIONS AND DIMENSIONS, ON SITE, REQUIRED TO PERFORM THE WORK AND REPORT ANY DISCREPANCIES WITH THE CONTRACT DOCUMENTS TO THE DESIGN TEAM BEFORE COMMENCING WORK.

NO.	REVISION	DATE	PLT BY
02	ISSUED FOR SITE PLAN COORDINATION	15 OCT 2024	SL
01	ISSUED FOR SITE PLAN COORDINATION	19 JUL 2024	BB

QM&E
9 GURDWARA ROAD, UNIT 200, NEPEAN, ONTARIO K2E 7X6
TEL (613) 366-4763 e-mail: mail@qmeengineering.com

NAVAN DEVELOPMENT
BLOCK 15

OTTAWA, ON

SCHEMATIC: CISTERN

CURRENT DATE	
SCALE	1:100
DRAWN	CWC
DESIGNED	CWC/LVDL
CHECKED	LVDL
PROJECT	24–007
DRAWING NUMBER	M-300

SHEET SIZE: 24" x 36"