

GENERAL SITE PLAN NOTES:		
TOPOGRAPHICAL INFORMATION: OF BLOCK 1 REGISTERED PLAN 4M-1563 GEOGRAPHIC TOWNSHIP OF MARCH CITY OF OTTAWA		
SURVEY BY: STANTEC GEOMATICS LTD. BY LAW NUMBER: 2008-250 SCHEDULE 1/1A (AREA: AREA C		
SITE AND BUILDING DATA:		
NEW SITE SUB-DIVISION AREA	4,624 m ²	
BUILDING HEIGHT:		
MINIMUM HEIGHT:	N/A	
MAXIMUM HEIGHT:	45M	
BUILDING HEIGHT PROVIDED:	9.25M	
AREAS:		
GROSS BUILDING AREA (1) (*1)	1270 m ²	13668.84 ft ²
GROSS FLOOR AREA (2) (*2)	1079 m ²	11609.94 ft ²
(*1) SEE GROSS BUILDING AREA NOTES BELOW		
GENERAL NOTES:		
1. FOR PAVED SURFACES, GRADING, SITE SERVICING, DRAINAGE EROSION AND SEDIMENT CONTROL, REFER TO CIVIL DRAWINGS.		
2. FOR PLANTING DETAILS, REFER TO LANDSCAPE DRAWINGS.		
1. GROSS BUILDING AREA: (*1) U.S. CUSTOMARY BUILD CODE DEFINITION:		

GENERAL NOTES

1. DO NOT SCALE DRAWINGS; ONLY FIGURED DIMENSIONS ARE TO BE USED. WHERE DOUBT EXISTS; FILE REQUEST FOR INTERPRETATION AND REQUEST CLARITY.
2. IT IS THE RESPONSIBILITY OF THE GENERAL CONTRACTOR TO VERIFY DIMENSIONS ON SITE; REPORT DISCREPANCIES TO THE ARCHITECT PROMPTLY.
3. GENERAL CONTRACTOR TO TAKE INTO ACCOUNT CONSTRUCTION TOLERANCE; GENERAL CONTRACTOR TO COORDINATE THE WORK OF DIFFERENT TRADES TO COMPLY WITH DESIGN INTENT.
4. ALL WORK DESCRIBED IN THESE DRAWINGS AND SPECIFICATIONS ARE TO COMPLY WITH THE CURRENT EDITION OF THE ONTARIO BUILDING CODE (2012) OR NATIONAL BUILDING CODE (2010) INCLUDING MOST RECENT AMENDMENTS.
5. DRAWINGS AND SPECIFICATIONS ARE COMPLEMENTARY AND ARE TO BE READ TOGETHER.

COPYRIGHT

THIS DRAWING IS AN INSTRUMENT OF SERVICE AND IS PROTECTED BY COPYRIGHT AND IS THE SOLE PROPERTY OF ARCHITECTS DCA INC. COPIES, INCLUDING ELECTRONIC COPIES MAY ONLY BE USED FOR THE PURPOSE INTENDED, FOR THE SINGLE PROJECT FOR WHICH THEY ARE ISSUED AND MAY NOT BE OFFERED FOR SALE OR TRANSFER WITHOUT THE EXPRESS WRITTEN PERMISSION OF THE ARCHITECT.

9622

ONTARIO ASSOCIATION
OF
ARCHITECTS
TONY DRESSEN
LICENCE
5910
2025-04-30

ACTUAL NORTH
project north

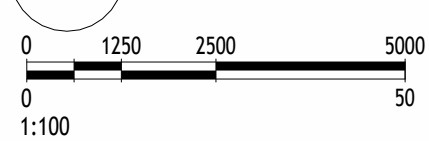
ISSUE RECORD		
NO.	DESCRIPTION	DATE
1	SITE PLAN APPLICATION	2024-10-15

[illegible]



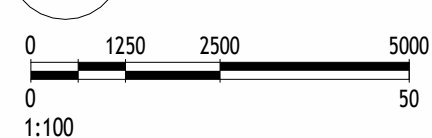
1 SOUTH ELEVATION (SPA)

A400 SCALE: 1: 100



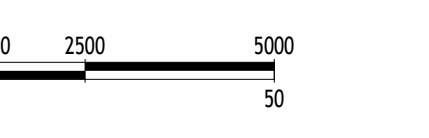
2 EAST ELEVATION (SPA)

A400 SCALE: 1: 100



3 WEST ELEVATION (SPA)

A400 SCALE: 1: 100



APPROVED

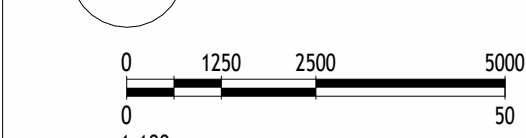
By Kersten Nitsche at 3:09 pm, Jun 02, 2025

Kersten Nitsche

KERSTEN NITSCHKE, MCIP RPP
MANAGER (A), DEVELOPMENT REVIEW WEST
PLANNING, DEVELOPMENT AND BUILDING SERVICES
DEPARTMENT, CITY OF OTTAWA

4 NORTH ELEVATION (SPA)

A400 SCALE: 1: 100



ELEVATION LEGEND:

[MP]	METAL PANEL. SEE SPECIFICATIONS.
[MP-H]	HORIZONTAL METAL SIDING.
[MP-V]	VERTICAL METAL SIDING.
[MP-WG]	HORIZONTAL METAL SIDING (WOOD GRAIN).
[ASP]	ASPHALT SHINGLE.
[PFC]	PREFINISHED METAL CAP.
[PFM]	PREFINISHED METAL.
[MAS]	MASONRY VENEER.
[PC-1]	PRECAST CONCRETE. SEE STRUCTURAL.
[STF-1]	CURTAINWALL STOREFRONT GLAZING
[CW00]	CURTAIN WALL WINDOW. SEE SCHEDULE.

NOTES:


BIRD SAFE: BIRD SAFE GLASS WILL BE USED
IN ACCORDANCE WITH THE CITY'S BIRD
SAFE DESIGN GUIDELINES

GENERAL NOTES

- DO NOT SCALE DRAWINGS; ONLY FIGURED DIMENSIONS ARE TO BE USED. WHERE DOUBT EXISTS, FILE REQUEST FOR INTERPRETATION AND REQUEST CLARITY.
- IT IS THE RESPONSIBILITY OF THE GENERAL CONTRACTOR TO VERIFY DIMENSIONS ON SITE; REPORT DISCREPANCIES TO THE ARCHITECT PROMPTLY.
- GENERAL CONTRACTOR TO TAKE INTO ACCOUNT CONSTRUCTION TOLERANCE. GENERAL CONTRACTOR TO COORDINATE THE WORK OF DIFFERENT TRADES TO COMPLY WITH DESIGN INTENT.
- ALL WORK DESCRIBED IN THESE DRAWINGS AND SPECIFICATIONS ARE TO COMPLY WITH THE CURRENT EDITION OF THE ONTARIO BUILDING CODE (2012) OR NATIONAL BUILDING CODE (2010) INCLUDING MOST RECENT AMENDMENTS.
- DRAWINGS AND SPECIFICATIONS ARE COMPLEMENTARY AND ARE TO BE READ TOGETHER.

COPYRIGHT

THIS DRAWING IS AN INSTRUMENT OF SERVICE AND IS PROTECTED BY COPYRIGHT AND IS THE SOLE PROPERTY OF ARCHITECTS DCA INC. COPIES, INCLUDING ELECTRONIC COPIES MAY ONLY BE USED FOR THE PURPOSE INTENDED, FOR THE SINGLE PROJECT FOR WHICH THEY ARE ISSUED AND MAY NOT BE OFFERED FOR SALE OR TRANSFER WITHOUT THE EXPRESS WRITTEN PERMISSION OF THE ARCHITECT.



ISSUE RECORD

NO.	DESCRIPTION	DATE
1	SITE PLAN APPLICATION	2024-10-15
2	SITE PLAN APPLICATION UPDATE	2025-01-27
3	SITE PLAN APPLICATION UPDATE	2025-03-06
4	SITE PLAN APPLICATION UPDATE	2025-04-17
5	SITE PLAN APPLICATION UPDATE	2025-04-30

CLIENT

MINTO GROUP

200 180 KENT STREET, OTTAWA, ON, K1P 0B6
TEL: 613-404-4235

CONSULTANTS

STRUCTURAL CONSULTANT

ENTUTIVE ENGINEERS
TEL: 613-900-6219

MECHANICAL CONSULTANT

SMITH + ANDERSEN
TEL: 613-691-0266

ELECTRICAL CONSULTANT

SMITH + ANDERSEN
TEL: 613-691-0266

CIVIL CONSULTANT

ARCADIS
TEL: 613-795-5610

LANDSCAPE CONSULTANT

JAMES B. LENNOX & ASSOCIATES INC.
TEL: 613-722-5168



PROJECT TITLE

MINTO DESIGN CENTRE

DRAWING TITLE

ELEVATIONS (SPA)

DATE 2025-01-17	DRAWN	JOB NO. 3622	DRAWING NO. A400
SCALE As indicated	REVIEWED Checker		

ARCHITECTURAL