


**LOCATION PLAN**



**GENERAL NOTES**

- ALL WORK CARRIED OUT ON SITE SHALL BE COMPLETED IN ACCORDANCE WITH ALL LOCAL BYLAWS, STANDARDS, REGULATIONS CODES AND ACTS.
- WHERE MUNICIPAL STANDARDS ARE USED THE CONTRACTOR SHALL VERIFY THAT THE CURRENT STANDARDS ARE USED.
- DO NOT SCALE DRAWINGS
- ALL DIMENSIONS ARE IN MILLIMETERS, UNLESS NOTED OTHERWISE.
- ALL DIMENSIONS ARE SUBJECT TO VERIFICATION.
- THIS SITE PLAN WAS CREATED FROM TOPOGRAPHICAL PLAN DRAWING AND DATA PREPARED BY GEOVERRA, DATED JULY 7TH, 2022 AND PROVIDED TO CTM DESIGN SERVICES LTD.
- G.C. TO PROTECT ALL EXISTING UTILITIES DURING CONSTRUCTION, UNLESS PLANS CALL FOR THEIR REMOVAL / MODIFICATION. GAS, HYDRO, TELEPHONE, OR ANY OTHER UTILITY THAT MAY EXIST ON THE SITE OR WITHIN THE STREET LINES MUST BE LOCATED BY THE RESPECTIVE UTILITY AND VERIFIED PRIOR TO CONSTRUCTION. THE CONTRACTOR SHALL CONTACT THE ENGINEER SHOULD SUBSTANTIAL DISCREPANCIES BECOME APPARENT.

**LEGEND**

PROPERTY LINE / LEASE LINE	---
YARD LIGHT	YL
STREET LIGHT	SL
TRAFFIC SIGNAL	TS
POWER POLE	PP
MANHOLE	MH
TRAFFIC SIGN	TS
VENT RACK	VR
EX. OVERHEAD LINE	DH
DIRECTIONAL TRAFFIC ARROW (REPRESENTATIVE, NOT INDICATIVE OF CONSTRUCTION)	→
PARKING STALL #	1
GAS METER	G
WATER METER	W
MANHOLE	MH
CATCH BASIN	CB
EXISTING TREE	+
PROPOSED TREE OR SHRUB (SEE PLANT SCHEDULE)	+

**ABBREVIATIONS**

VENT	V
VENT RECOVERY	VR
REMOTE VENT RECOVERY	RVR
FILL	F
REMOTE FILL	RF
AUTOMATED TANK GAUGE	ATG
INTERSTITIAL MONITOR	IM
SUBMERSIBLE TURBINE PUMP	STP
EXISTING	EX

**LANDSCAPE NOTES:**

- ALL WORK TO BE CARRIED OUT ACCORDING TO THE ONTARIO OCCUPATIONAL HEALTH AND SAFETY ACT REGULATIONS FOR CONSTRUCTION AND INDUSTRIAL PROJECTS AND ALL OTHER APPLICABLE LAWS, RULES AND REGULATIONS.
- COMPLETE ALL WORK TO THE SATISFACTION OF THE LANDSCAPE ARCHITECT.
- REPORT ANY CHANGES, DISCREPANCIES OR SUBSTITUTIONS TO THE LANDSCAPE ARCHITECT FOR REVIEW. OBTAIN APPROVAL FROM THE LANDSCAPE ARCHITECT BEFORE PROCEEDING.
- IT IS THE CONTRACTOR'S RESPONSIBILITY TO DETERMINE EXISTING SERVICE LOCATIONS.
- EXACT LOCATIONS OF PLANT MATERIAL WILL BE DETERMINED BY LOCATION/PLACEMENT OF SITE SERVICES SUCH AS HYDRO VAULTS, DRIVEWAYS, LIGHT STANDARDS. ETC.
- SUPPLY ALL PLANT MATERIAL IN ACCORDANCE WITH INDUSTRY STANDARDS FOR NURSERY STOCK.
- INSTALL PLANT MATERIAL ACCORDING TO DETAILS SHOWN.
- ALL PLANTING BEDS AROUND TREES AND SHRUBS ARE TO BE COVERED WITH SHREDDED BARK MULCH (2" - 3" INCH DEPTH, MAX.)
- PROVIDE PLANTING BED AREA AS NOTED ON THE DRAWING OR TO ACCOMMODATE MATURE SIZE OF PLANT MATERIAL.
- REMOVE POTS FROM ALL POTTED PLANT MATERIAL DURING PLANTING.
- ALL SUPPORT SYSTEMS MUST BE REMOVED TO THE SATISFACTION OF THE DESIGNER LANDSCAPE ONCE THE TREE IS ESTABLISHED.
- ALL DIMENSIONS IN METERS UNLESS OTHERWISE NOTED.
- DRAWINGS ARE NOT TO BE SCALED.
- IF DISCREPANCIES ARISE BETWEEN PLANT MATERIAL COUNT SHOWN ON DRAWING AND PLANT LIST, THE DRAWING SHALL BE CONSIDERED CORRECT.
- CONTRACTOR TO PROVIDE MINIMUM 1 YEAR WARRANTY FROM DATE ACCEPTED ON ALL WORK UNLESS OTHERWISE SPECIFIED.
- DRAWINGS NOT TO BE REPRODUCED WITHOUT WRITTEN CONSENT FROM LANDSCAPE ARCHITECT.

**LANDSCAPE ON MUNICIPAL BOULEVARDS NOTES:**

- The applicant will be responsible to acquire the necessary utility stake outs and approvals from the Public Utilities Coordinating Committee (P.U.C.C.) and/or Transportation and Public Works Department prior to the installation of the landscape works on the MUNICIPAL boulevard.
- "The owner is responsible to give the Transportation and Public Works Department a minimum of five (5) days notice prior to the relocation or removal of the street tree(s)."

**1 LANDSCAPE PLAN**



**PROJECT**  
Shell Canada Products  
Prince of Wales and  
Meadowlands (KDR)

1440 Prince of Wales Dr  
Ottawa, ON K2C 1N6

**CLIENT**  
Shell Canada  
400-4th Avenue SW  
Calgary, AB T2P 0J4  
403.252.4554 tel  
www.shell.ca

**CONSULTANT**  
AECOM Canada Ltd  
4th Floor, 3292 Production Way  
Burnaby, BC V5A 4R4  
604.444.6400 tel 604.294.8597 fax  
www.aecom.com

CTM Design Services Ltd.  
225, 340 Midpark Way SE  
Calgary, AB T2X 1P1  
403.640.0990 tel  
www.ctmdesign.ca

**REGISTRATION**

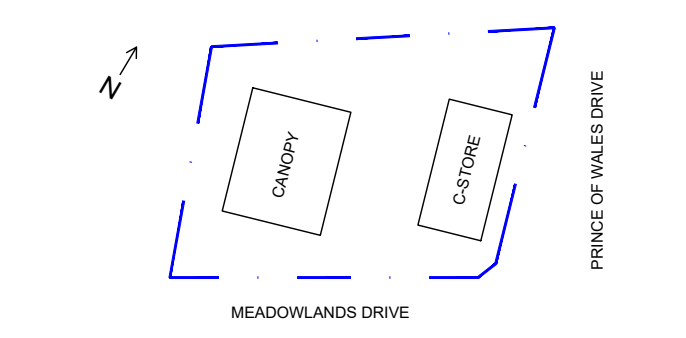


**ISSUE/REVISION**

NO	DATE	DESCRIPTION
02	2024/11/25	ISSUED FOR SPA PHASE 3 REVIEW
01	2024/08/01	ISSUED FOR SPA PHASE 3 REVIEW
1/R		

**DRAWN BY** SR **SCALE** 1:150

**KEY PLAN**



**GLOBAL PROJECT ID NUMBER**

CAN00650

**SHEET TITLE**

SITE LANDSCAPE PLAN

**CTM DESIGN FILE NAME**

2024072\_L101.0\_2024.11.26

**SHEET NUMBER**

L101.0

This drawing has been prepared for the use of AECOM's client and may not be used, reproduced or read upon by third parties, except as agreed by AECOM and its client as required by law or for use by governmental reviewing agencies. AECOM accepts no responsibility and denies any liability whatsoever to any party that modifies this drawing without AECOM's express written consent. All measurements must be obtained from staked dimensions.

Approved: \_\_\_\_\_  
 Checked: \_\_\_\_\_  
 Designer: \_\_\_\_\_  
 Project Management Initials: \_\_\_\_\_  
 Last Plotted: SETHR(2024-11-28)  
 Filename: 2024072\_L101.0\_2024.11.28.DWG

PLANT LIST									
SYMBOL	BOTANICAL NAME	COMMON NAME	SIZE	CONDITION	QUANTITY	HARDINESS ZONE	TOLERANT TO DROUGHT	NATIVE	OWNERSHIP
TREES									
AC	AMELANCHIER CANADENSIS	SERVICEBERRY TREE FORM	200 CM	10GAL	3	Z4	✓	✓	PRIVATE
PP	PRUNUS PENNSYLVANICA	PIN CHERRY	125 CM	10GAL	2	Z4		✓	PRIVATE
SHRUBS & GROUND COVER									
Ca	CORNUS ALBA 'ELEGANTISSIMA'	SILVER EDGE DOGWOOD	60 CM	1G	12	Z2			PRIVATE
Tm	TAXUS X MEDIA 'WARDII'	WARD'S YEW	40 CM	3G	17	Z5	✓		PRIVATE
Jh	JUNIPERUS HORIZONTALIS	ANDORRA JUNIPER	30 CM	3G	39	Z3	✓	✓	PRIVATE
Cc	CALAMAGROSTIS ACUTIFLORA	FEATHER REED GRASS	45 CM	2G	13	Z3	✓		PRIVATE
Sj	SPIRAEA JAPONICA	GOLDFLAME SPIREA	60 CM	3G	21	Z2	✓		PRIVATE
Ef	EUONYMUS FORTUNEI 'SUMMER RUNNER'	SUMMER RUNNER EUONYMUS	-	2G	34	Z4			PRIVATE

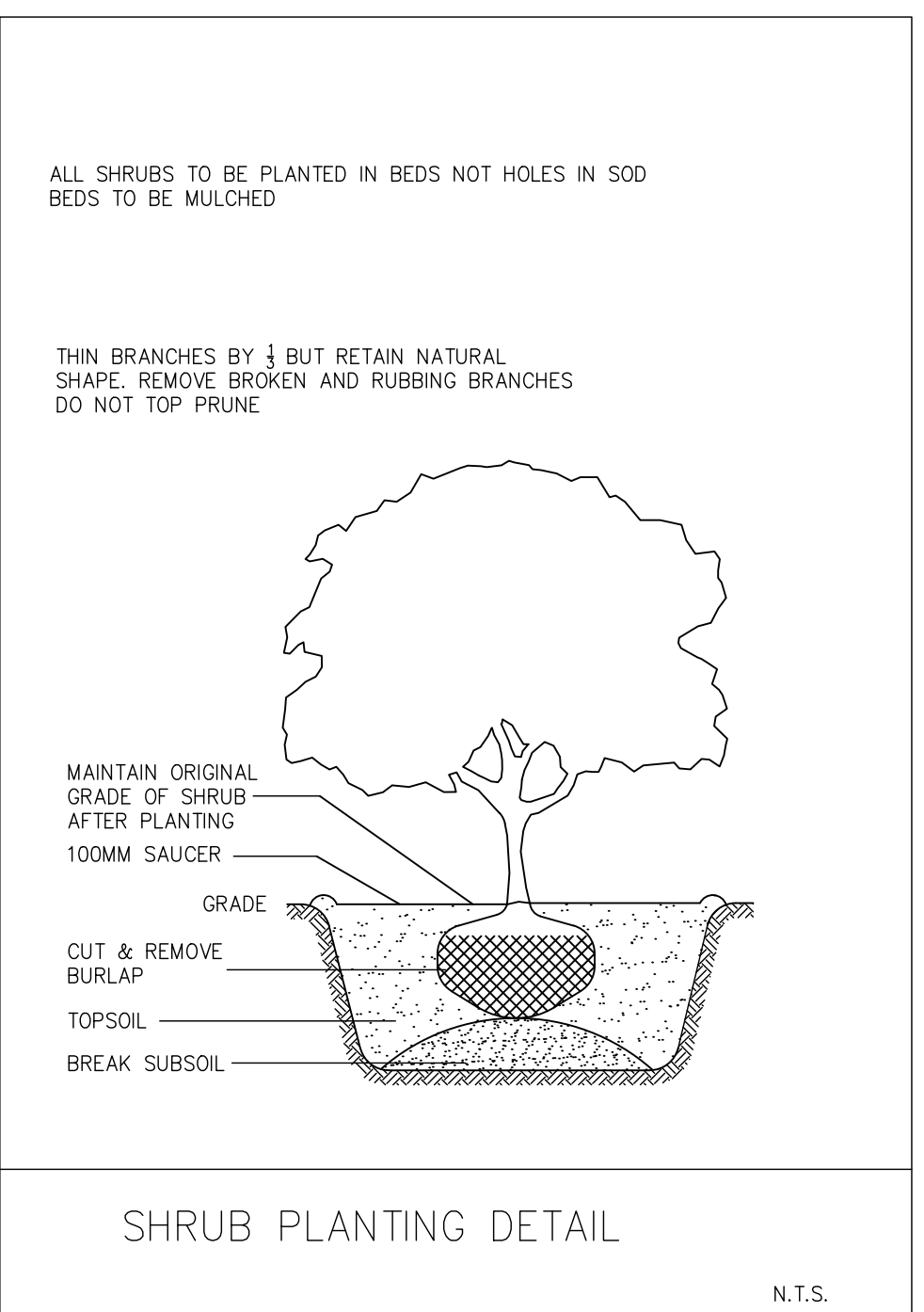
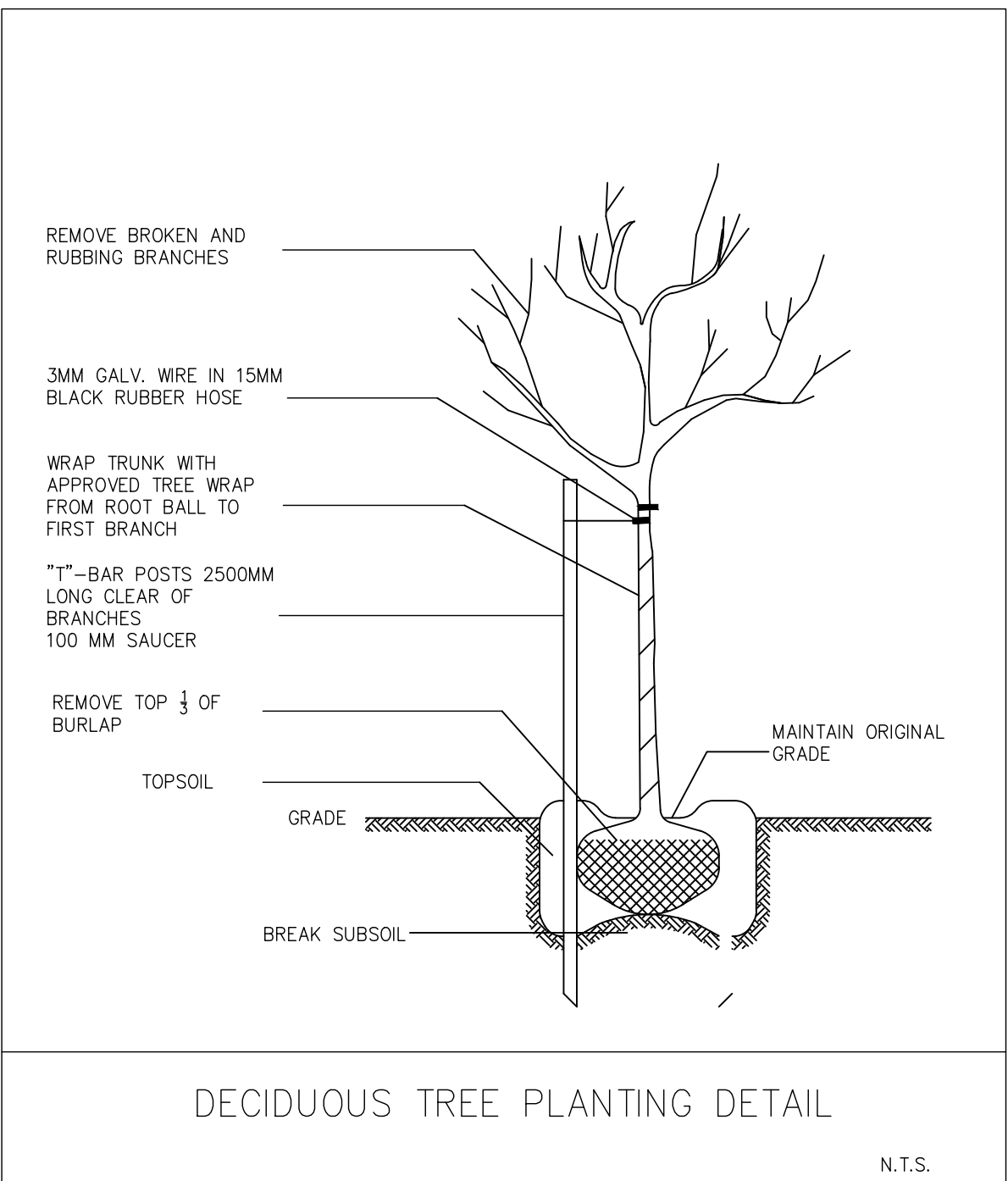
PLANTING BED MIX: ALL SHRUBS AND TREE BACKFILLS SHALL USE GOOD HEALTHY QUALITY PLANTING BED MIX HAVING 5 PARTS TOPSOIL, 1 PART PEAT AND 0.75kg SUPERPHOSPHATE PER METER CUBED

- ALL PLANTING BEDS/AREAS TO BE FREE OF DEBRIS. EXCAVATED TO A DEPTH OF 80 CM
- ALL PLANTING BEDS/AREAS TO BE FILL WITH GOOD QUALITY TOPSOIL-60 CM MIN. DEPTH TRIPLE MIX PLANTING SOIL TO BE ADDED 20 CM MIN. DEPTH.
- ALL SODDED AREA TO BE RE-INSTATED WITH 30 CM DEPTH OF UNCOMPACTED SCREENED TOPSOIL.

## 1 PLANT SCHEDULE & DETAILS

L5101.0 SCALE: N.T.S

**GENERAL NOTE:**  
ALL FIXTURES TO BE INSTALLED AS PER MANUFACTURER SPECIFICATIONS



**1600 SERIES**

**MBR-1600-00008**  
Legacy # SCBR1600-S

**Sustainability Facts**

Unit Size: One (1) MBR-1600-00008 Bike Rack

Carbon Footprint (CO<sub>2</sub>e): 180 kg CO<sub>2</sub>e

Total energy use (EPE): 3132 MJ-eq

Water use (WPU): 2.28 m<sup>3</sup> water

Material recyclability: 90%

LEED v4.1 Credits

Typical Environmental Product Declaration

Material Inventory

Low VOC Products

Free of lead and cadmium

DESCRIPTION: 1600 Series - SC Bike Rack; Cast Aluminum, Surface Mount, 2 Bike Configuration

FINISH: The Maglin Powdercoat System provides a durable finish on all metal surfaces.

INSTALLATION: The bike rack is delivered pre-assembled. It is available with either a surface mount or direct burial installation option.

TO SPECIFY: Select MBR-1600-00008  
Choose: Powdercoat Color

HEIGHT: 25.19" (63.98cm)    LENGTH: 27.62" (70.17cm)    WIDTH: 3.375" (8.375cm)    WEIGHT: 18.3lbs (8.3kg)

**MAGLIN**  
Site Furniture

7800 260 0000  
4800 260 0000  
6100 260 0000  
www.maglin.com  
www.maglin.com

## 02 DECIDUOUS TREE PLANTING DETAIL

501 SCALE: N.T.S

## 03 SHRUB PLANTING DETAIL

501 SCALE: N.T.S

## 04 MAGLIN BIKE RACK

501 SCALE: N.T.S



**PROJECT**  
**Shell Canada Products Prince of Wales and Meadowlands (KDR)**  
1440 Prince of Wales Dr  
Ottawa, ON K2C 1N6

**CLIENT**  
**Shell Canada**  
400-4th Avenue SW  
Calgary, AB T2P 0J4  
403.252.4554 tel  
www.shell.ca

**CONSULTANT**

AECOM Canada Ltd  
4th Floor, 3292 Production Way  
Burnaby, BC V5A 4R4  
604.444.6400 tel 604.294.8597 fax  
www.aecom.com

CTM Design Services Ltd.  
225, 340 Midpark Way SE  
Calgary, AB T2X 1P1  
403.640.0990 tel  
www.ctmdesign.ca

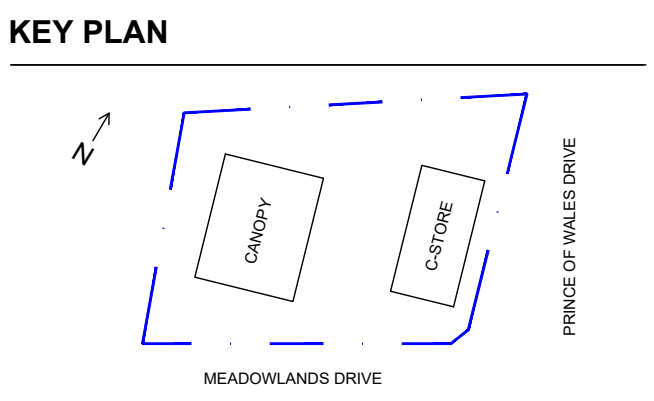
**REGISTRATION**



**ISSUE/REVISION**

NO.	DATE	DESCRIPTION
02	2024/11/25	ISSUED FOR SPA PHASE 3 REVIEW
01	2024/08/01	ISSUED FOR SPA PHASE 3 REVIEW
IR	DATE	DESCRIPTION

**DRAWN BY** SR      **SCALE** 1:150



**GLOBAL PROJECT ID NUMBER**  
CAN00650

**SHEET TITLE**  
SITE  
PLANT SCHEDULE & DETAILS

**CTM DESIGN FILE NAME**  
2024072\_L101.0\_2024.11.26

**SHEET NUMBER**

**L501.0**

This drawing has been prepared for the use of AECOM's client and may not be used, reproduced or read upon by third parties, except as signed by AECOM and its client, as required by law or for use by governmental reviewing agencies. AECOM accepts no responsibility, and denies any liability whatsoever, to any party that modifies this drawing without AECOM's express written consent. Do not scale this document. All measurements must be obtained from stated dimension.