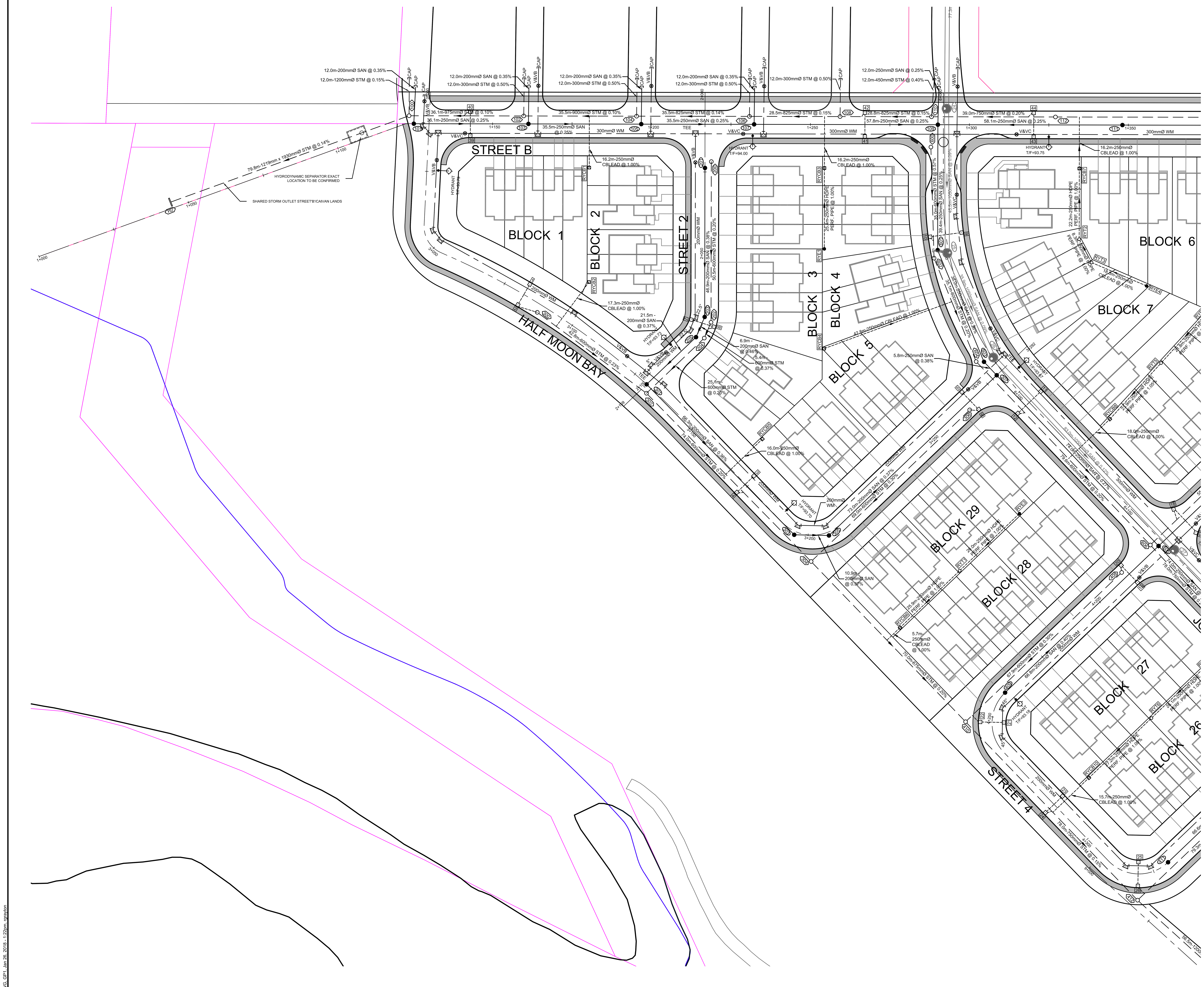





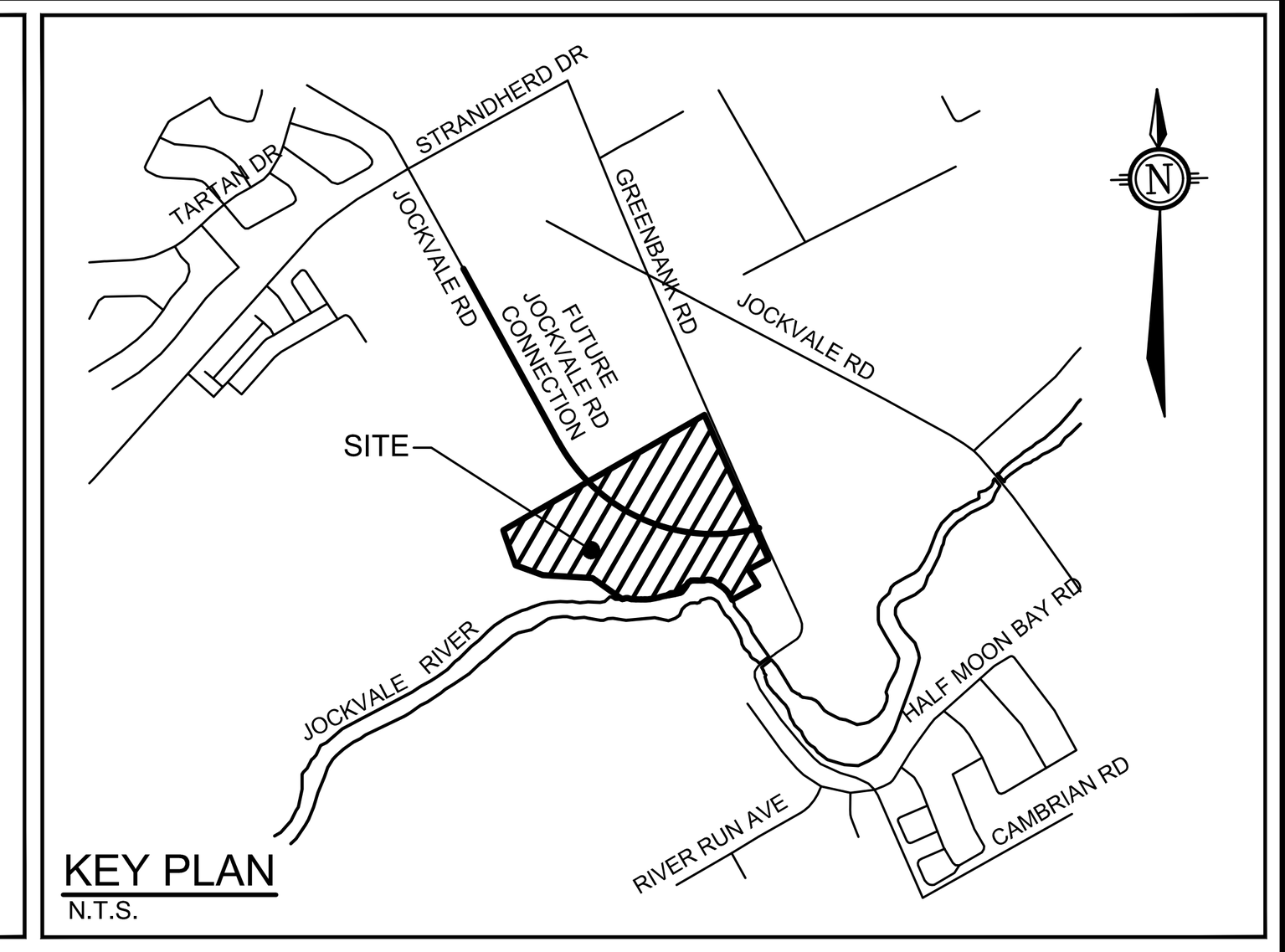


## CATCHBASIN TABLE

| CB No. | STATION | T/G ELEVATION | INVERT | ICD DIA. |
|---|---|---|---|---|
| 1 | 3+081.96 | 93.39 | 91.79 | |
| 2 | 3+081.96 | 93.39 | 91.71 | 83mm |
| 3 | 3+174.07 | 93.27 | 91.67 | |
| 4 | 3+174.06 | 93.27 | 91.58 | 94mm |
| 5 | 3+267.41 | 93.17 | 91.57 | |
| 6 | 3+267.41 | 93.18 | 91.48 | 108mm |
| 7 | 2+072.65 | 93.33 | 91.73 | |
| 8 | 2+072.65 | 93.33 | 91.65 | 102mm |
| 9 | 6+044.62 | 93.34 | 91.66 | |
| 10 | 6+044.62 | 93.34 | 91.55 | 108mm |
| 11 | 6+104.61 | 93.24 | 91.64 | |
| 12 | 6+104.61 | 93.24 | 91.53 | 94mm |
| 13 | 4+039.86 | 93.30 | 91.70 | |
| 14 | 4+039.86 | 93.30 | 91.62 | 94mm |
| 15 | 4+092.64 | 93.32 | 91.72 | |
| 16 | 4+092.68 | 93.32 | 91.63 | 102mm |
| 17 | 4+162.84 | 93.10 | 91.50 | |
| 18 | 4+162.85 | 93.10 | 91.39 | 108mm |
| 19 | 4+187.20 | 92.92 | 91.33 | |
| 20 | 4+187.20 | 92.92 | 91.24 | 94mm |
| 21 | 4+251.68 | 92.73 | 91.13 | |
| 22 | 4+251.68 | 92.73 | 91.05 | 108mm |
| 23 | 4+284.85 | 92.69 | 91.09 | |
| 24 | 4+284.85 | 92.69 | 91.00 | 83mm |
| 25 | 4+319.99 | 92.73 | 91.13 | |
| 26 | 4+319.99 | 92.73 | 91.04 | 83mm |
| 27 | 4+385.36 | 92.89 | 91.25 | |
| 28 | 4+385.36 | 92.88 | 91.16 | 108mm |
| 29 | 5+220.96 | 92.92 | 91.28 | |
| 30 | 5+220.96 | 93.01 | 91.17 | 108mm |
| 31 | 5+158.90 | 93.07 | 91.47 | |
| 32 | 5+158.90 | 93.07 | 91.38 | 94mm |
| 33 | 7+024 | 93.25 | 91.65 | |
| 34 | 7+024 | 93.25 | 91.56 | 108mm |
| 35 | 5+100.11 | 93.27 | 91.67 | |
| 36 | 5+100.11 | 93.27 | 91.58 | 94mm |
| 37 | 5+047.04 | 93.35 | 91.75 | |
| 38 | 5+047.04 | 93.35 | 91.67 | 83mm |
| 39 | 1+143 | 93.17 | 91.57 | |
| 40 | 1+143 | 93.17 | 91.49 | 127mm |
| 41 | 1+267.13 | 93.44 | 91.84 | |
| 42 | 1+267.13 | 93.44 | 91.75 | 94mm |
| 43 | 1+320.23 | 93.40 | 91.80 | |
| 44 | 1+320.24 | 93.40 | 91.72 | 127mm |
| 45 | 1+420.82 | 93.41 | 91.81 | |
| 46 | 1+420.78 | 93.41 | 91.73 | 102mm |
| 47 | 1+475.55 | 93.47 | 91.87 | |
| 48 | 1+475.54 | 93.47 | 91.79 | 83mm |
| 49 | 1+538.52 | 93.67 | 92.07 | |
| 50 | 1+537.90 | 93.84 | 91.97 | 83mm |

## REAR YARD CATCHBASIN TABLE

| RYCB No. | T/G ELEVATION | INVERT |
|---|---|---|
| RYCB1 | 93.65 | 92.00 |
| RYCB2 | 93.63 | 92.03 |
| RYCB3 | 93.55 | 91.50 |
| RYCB4 | 93.44 | 91.76 |
| RYCB5 | 93.46 | 91.96 |
| RYCB6 | 93.22 | 91.11 |
| RYCB7 | 93.76 | 91.87 |
| RYCB8 | 93.41 | 91.31 |
| RYCB9 | 93.50 | 91.49 |
| RYCB10 | 93.19 | 91.08 |
| RYCB12 | 93.46 | 91.42 |
| RYCB13 | 93.30 | 90.44 |
| RYCB14 | 93.40 | 91.51 |
| RYCB15 | 93.40 | 91.53 |
| RYE1 | 93.56 | 91.75 |
| RYE3 | 93.28 | 91.63 |
| RYE4 | 93.55 | 92.36 |
| RYE5 | 93.42 | 91.77 |
| RYE6 | 93.41 | 91.78 |
| RYE7 | 93.26 | 91.61 |
| RYE9 | 93.48 | 91.56 |
| RYE10 | 93.41 | 91.79 |
| RYE11 | 93.39 | 91.74 |
| RYE12 | 93.60 | 91.95 |
| RYE13 | 93.60 | 91.95 |
| RYT1 | 93.23 | 91.37 |
| RYT2 | 93.76 | 92.09 |
| RYT4 | 93.50 | 91.65 |
| RYT5 | 93.42 | 91.56 |
| RYT6 | 93.22 | 91.35 |
| RYT7 | 93.43 | 91.59 |
| RYT8 | 93.34 | 92.34 |
| RYT9 | 93.31 | 92.31 |
| RYT10 | 93.41 | 91.75 |
| RYT11 | 93.41 | 91.75 |

M:\2011\111117\CAD\Design\111117 - GP.DWG, GP1, Jan 26, 2018 - 1:22pm, rgrayton

NOTE:
THE POSITION OF ALL POLE LINES, CONDUITS, WATERMAINS, SEWERS AND OTHER UNDERGROUND AND OVERGROUND UTILITIES AND STRUCTURES IS NOT NECESSARILY SHOWN ON THE CONTRACT DRAWINGS, AND WHERE SHOWN, THE ACCURACY OF THE POSITION OF SUCH UTILITIES AND STRUCTURES IS NOT GUARANTEED. BEFORE STARTING WORK, DETERMINE THE EXACT LOCATION OF ALL SUCH UTILITIES AND STRUCTURES AND ASSUME ALL LIABILITY FOR DAMAGE TO THEM.

DVIEW 51.17°

## NOTE:

CONTRACTOR TO CONFIRM ELEVATIONS OF INFRASTRUCTURE IN THE STREET PRIOR TO EXTENDING SERVICES INTO THE SITE AND SHALL NOTIFY ENGINEER OF ANY DISCREPANCIES IMMEDIATELY.

| No. | REVISION | mm/dd/yy | BY |
|---|---|---|---|
| 1 | REISSUED WITH DRAFT PLAN OF SUBDIVISION | JAN 26/18 | MSP |

SCALE 1:500

1:500 — 0 5 10 15 20

DESIGN SAZ
CHECKED DDB
DRAWN RBG
CHECKED DDB
APPROVED MSP

FOR REVIEW ONLY

LICENSED PROFESSIONAL ENGINEER S.A.N. ZORGEL 100191487 26/01/18 PROVINCE OF ONTARIO

NOVATECH
Engineers, Planners & Landscape Architects
Suite 200, 240 Michael Cowpland Drive
Ottawa, Ontario, Canada K2M 1P6
Telephone (613) 254-9643
Facsimile (613) 254-5867
Website www.novatech-eng.com

LOCATION
CITY OF OTTAWA
3370 GREENBANK ROAD

DRAWING NAME
GENERAL PLAN OF SERVICES

PROJECT No. 111117
REV REV # 1
DRAWING No. 111117-GP1

PLANB1.DWG - 1000mmx707mm