BLOCK 1

UNIT TYPE D UNIT TYPE A UNIT TYPE B UNIT TYPE B UNIT TYPE A UNIT TYPE C

SOUTH ELEVATION

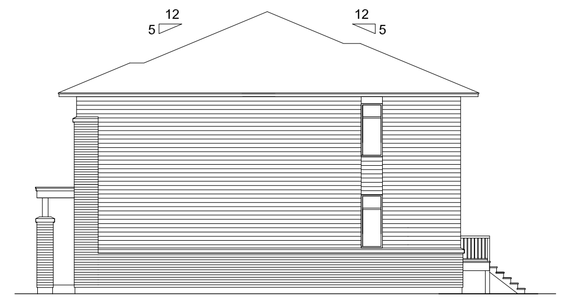

UNIT TYPE C

EAST ELEVATION

UNIT TYPE C UNIT TYPE A UNIT TYPE B UNIT TYPE B UNIT TYPE A UNIT TYPE D

NORTH ELEVATION

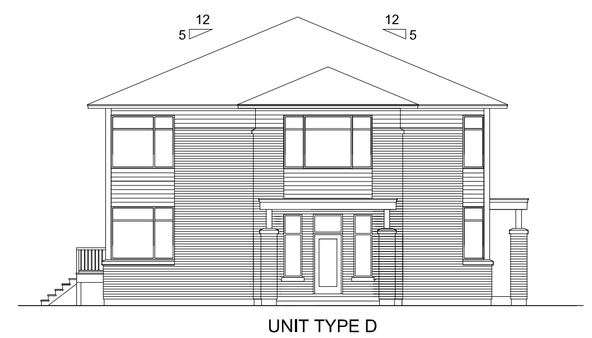

UNIT TYPE D

WEST ELEVATION

BLOCK 2

UNIT TYPE C UNIT TYPE A UNIT TYPE B UNIT TYPE B UNIT TYPE A UNIT TYPE C

SOUTH ELEVATION

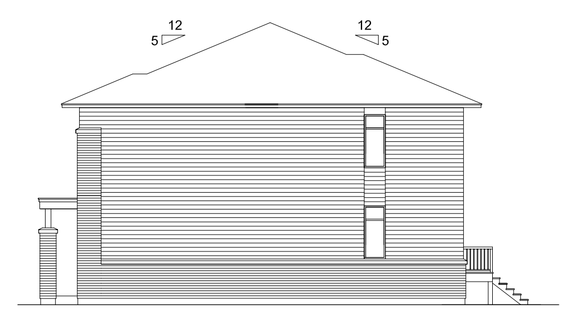

UNIT TYPE C

EAST ELEVATION

UNIT TYPE C UNIT TYPE A UNIT TYPE B UNIT TYPE B UNIT TYPE A UNIT TYPE C

NORTH ELEVATION

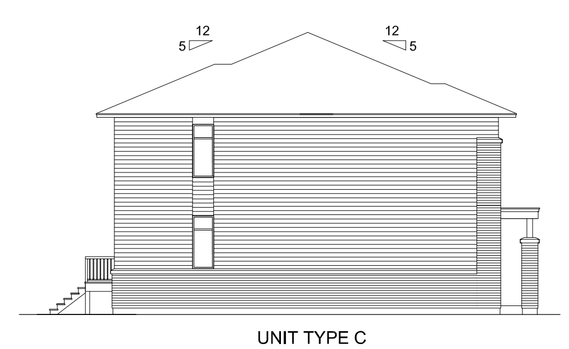

UNIT TYPE C

WEST ELEVATION

BLOCK 3

UNIT TYPE C UNIT TYPE A UNIT TYPE A UNIT TYPE C

SOUTH ELEVATION

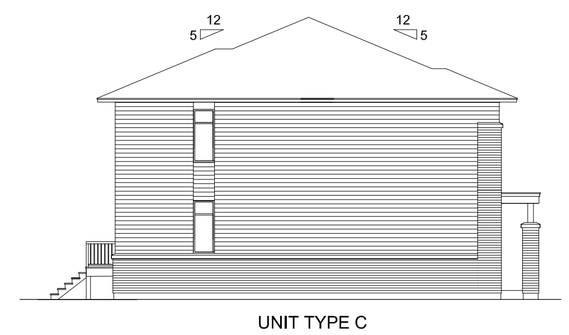

UNIT TYPE C

WEST ELEVATION

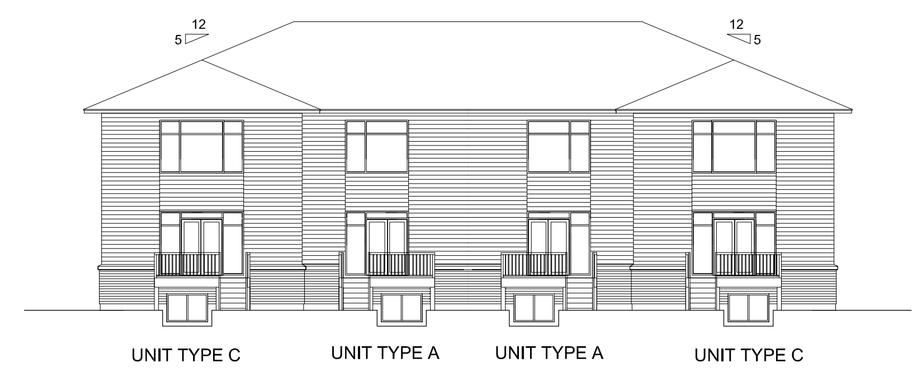

UNIT TYPE C UNIT TYPE A UNIT TYPE A UNIT TYPE C

NORTH ELEVATION

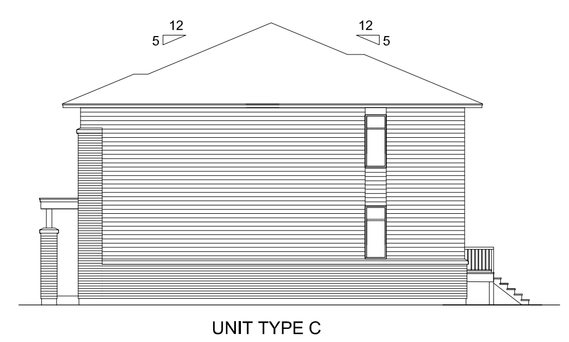

UNIT TYPE C

EAST ELEVATION

IT IS THE RESPONSIBILITY OF THE APPROPRIATE CONTRACTOR TO CHECK AND VERIFY ALL DIMENSIONS ON SITE AND TO REPORT ALL ERRORS AND/OR OMISSIONS TO THE ARCHITECT.

ALL CONTRACTORS MUST COMPLY WITH ALL PERTINENT CODES AND BY-LAWS.

THIS DRAWING MAY NOT BE USED FOR CONSTRUCTION UNTIL SIGNED BY THE ARCHITECT.

DO NOT SCALE DRAWINGS.

COPYRIGHT RESERVED.

NOTATION SYMBOLS:

- 00 — INDICATES DRAWING NOTES, LISTED ON EACH SHEET.
- 00 — INDICATES ASSEMBLIE TYPE; REFER TO TYPICAL ASSEMBLIES SCHEDUAL.
- 00 — INDICATES WINDOW TYPE; REFER TO WINDOW ELEVATIONS AND DETAILS ON A900 SERIES.
- 000 — INDICATES DOOR TYPE; REFER TO DOOR SCHEDULE AND DETAILS ON A900 SERIES.
- 00 A000 — DETAIL NUMBER; TITLE; SCALE; DETAIL REFERENCE PAGE

No.	DESCRIPTION	DATE
1	PRELIMINARY ELEVATIONS	JUN 20 2018

REVISIONS:

NORTH ARROW:

CLIENT: THEBERGE HOMES

URBANDIVA Design Inc.

PROJECT TITLE:

1158 OLD SECOND LINE

OTTAWA ONTARIO

SHEET TITLE:

ELEVATIONS
BLOCKS 1, 2 & 3

BCIN: 29498

SCALE: 1:150

PROJECT No. 1802

SHEET No. ASK1

PAPER SIZE: ARCH D

PLOT DATE: Wednesday, June 20, 2018