




HAZELDEAN SINGLE HOUSES MODEL 1

*NOTE : COLORS SHOWN MAY VARY DUE TO SCREEN RESOLUTION. PLEASE SEE ACTUAL PRODUCTS SAMPLE FOR TRUE COLOR


EXTERIOR MATERIALS



1
 MASONRY - PERMACON
 LAFITT STONE
 COLOR RANGE MARGAUX BEIGE



2
 VERTICAL BOARD & BATTEN SIDING
 JAMESHARDIE
 SMOOTH COLOR WATERING CAN



3
 HORIZONTAL LAP SIDING
 JAMESHARDIE
 SMOOTH COLOR WATERING CAN



4
 WOOD SIDING
 MAIBEC
 COLOR FUNDY BAY BROWN



5
 WOOD SHINGLE
 MAIBEC
 COLOR FUNDY BAY BROWN

ELEVATION MATERIAL PERCENTAGE

ELEVATION AREA : 40m² - (OPENING) = 25 m²
 OPENING AREA : 15 m²

CLASS 1 & 2

MASONRY : 5.8 m² (23.2%)
 JAMESHARDIE : 2.6 m² (10.4%)

CLASS 3 & 4

WOOD : 16.6 m² (66.4%)

ELEVATION MATERIAL PERCENTAGE

ELEVATION AREA : 104 m²
 OPENING AREA : 4 m² (4%)



FRONT ELEVATION
 SCALE 1:100



RIGHT SIDE ELEVATION
 SCALE 1:100


*NOTE : WINDOWS NEED TO BE CONFIRMED.

MODEL 1


HAZELDEAN PROJECT

6171 HAZELDEAN ROAD, OTTAWA


EXTERIOR MATERIALS




1
MASONRY - PERMACON
LAFITT STONE
COLOR RANGE MARGAUX BEIGE




2
VERTICAL BOARD & BATTEN SIDING
JAMESHARDIE
SMOOTH COLOR WATERING CAN



3
HORIZONTAL LAP SIDING
JAMESHARDIE
SMOOTH COLOR WATERING CAN



4
WOOD SIDING
MAIBEC
COLOR FUNDY BAY BROWN



5
WOOD SHINGLE
MAIBEC
COLOR FUNDY BAY BROWN

ELEVATION MATERIAL PERCENTAGE

ELEVATION AREA : 106 m²

OPENING AREA : 2 m² (2%)



BACK ELEVATION
SCALE 1:100



LEFT SIDE ELEVATION
SCALE 1:100

*NOTE : WINDOWS NEED TO BE CONFIRMED.

MODEL 1

HAZELDEAN PROJECT

6171 HAZELDEAN ROAD, OTTAWA

ESQUISSE
2059-0000-20

2020.09.01




HAZELDEAN SINGLE HOUSES MODEL 2

*NOTE : COLORS SHOWN MAY VARY DUE TO SCREEN RESOLUTION. PLEASE SEE ACTUAL PRODUCTS SAMPLE FOR TRUE COLOR


EXTERIOR MATERIALS



1
 MASONRY - PERMACON
 LAFITT STONE
 COLOR RANGE MARGAUX BEIGE




2
 VERTICAL BOARD & BATTEN SIDING
 JAMESHARDIE
 SMOOTH COLOR WATERING CAN



3
 HORIZONTAL LAP SIDING
 JAMESHARDIE
 SMOOTH COLOR WATERING CAN



4
 WOOD SIDING
 MAIBEC
 COLOR FUNDY BAY BROWN



5
 WOOD SHINGLE
 MAIBEC
 COLOR FUNDY BAY BROWN

ELEVATION MATERIAL PERCENTAGE

ELEVATION AREA : 47.9 m² - (OPENING) = 28.8 m²
 OPENING AREA : 19.1 m²

CLASS 1 & 2

MASONRY : 4.62 m² (16%)
 JAMESHARDIE : 5.48 m² (19%)

CLASS 3 & 4

WOOD : 18.7 m² (65%)

ELEVATION MATERIAL PERCENTAGE

ELEVATION AREA : 106 m²
 OPENING AREA : 5.2 m² (5%)



FRONT ELEVATION
 SCALE 1:100



RIGHT SIDE ELEVATION
 SCALE 1:100

*NOTE : WINDOWS NEED TO BE CONFIRMED.

MODEL 2


HAZELDEAN PROJECT

6171 HAZELDEAN ROAD, OTTAWA


ESQUISSE
 2059-0000-20

2020.09.01


EXTERIOR MATERIALS



1
 MASONRY - PERMACON
 LAFITT STONE
 COLOR RANGE MARGAUX BEIGE




2
 VERTICAL BOARD & BATTEN SIDING
 JAMESHARDIE
 SMOOTH COLOR WATERING CAN



3
 HORIZONTAL LAP SIDING
 JAMESHARDIE
 SMOOTH COLOR WATERING CAN



4
 WOOD SIDING
 MAIBEC
 COLOR FUNDY BAY BROWN



5
 WOOD SHINGLE
 MAIBEC
 COLOR FUNDY BAY BROWN

ELEVATION MATERIAL PERCENTAGE
 ELEVATION AREA : 106 m²
 OPENING AREA : 3.9 m² (4%)

MODEL 2



BACK ELEVATION
 SCALE 1:100



LEFT SIDE ELEVATION
 SCALE 1:100

*NOTE : WINDOWS NEED TO BE CONFIRMED.

HAZELDEAN PROJECT
 6171 HAZELDEAN ROAD, OTTAWA



Dessiné par : Tanya Nadeau
 Conçu par : Christian Rheault

53 Boulevard St-Raymond, Suite 200-A
 Gatineau, Québec, J8Y 1R8
 www.lrarch.ca

ESQUISSE
 2059-0000-20
 2020.09.01




HAZELDEAN SINGLE HOUSES MODEL 3

*NOTE : COLORS SHOWN MAY VARY DUE TO SCREEN RESOLUTION. PLEASE SEE ACTUAL PRODUCTS SAMPLE FOR TRUE COLOR


EXTERIOR MATERIALS




1
 MASONRY - PERMACON
 LAFITT STONE
 COLOR RANGE MARGAUX BEIGE




2
 VERTICAL BOARD & BATTEN SIDING
 JAMESHARDIE
 SMOOTH COLOR WATERING CAN



3
 HORIZONTAL LAP SIDING
 JAMESHARDIE
 SMOOTH COLOR WATERING CAN



4
 WOOD SIDING
 MAIBEC
 COLOR FUNDY BAY BROWN



5
 WOOD SHINGLE
 MAIBEC
 COLOR FUNDY BAY BROWN

ELEVATION MATERIAL PERCENTAGE

ELEVATION AREA : 44.2 m² - (OPENING) = 27.4 m²
 OPENING AREA : 16.8 m²

CLASS 1 & 2

MASONRY : 7.73 m² (28%)
 JAMESHARDIE : 2.84 m² (10%)

CLASS 3 & 4

WOOD : 16.83 m² (62%)

ELEVATION MATERIAL PERCENTAGE

ELEVATION AREA : 96 m²
 OPENING AREA : 3.8 m² (4%)



FRONT ELEVATION
 SCALE 1:100



RIGHT SIDE ELEVATION
 SCALE 1:100


*NOTE : WINDOWS NEED TO BE CONFIRMED.

MODEL 3


HAZELDEAN PROJECT

6171 HAZELDEAN ROAD, OTTAWA


EXTERIOR MATERIALS



1
MASONRY - PERMACON
LAFITT STONE
COLOR RANGE MARGAUX BEIGE




2
VERTICAL BOARD & BATTEN SIDING
JAMESHARDIE
SMOOTH COLOR WATERING CAN



3
HORIZONTAL LAP SIDING
JAMESHARDIE
SMOOTH COLOR WATERING CAN



4
WOOD SIDING
MAIBEC
COLOR FUNDY BAY BROWN



5
WOOD SHINGLE
MAIBEC
COLOR FUNDY BAY BROWN

ELEVATION MATERIAL PERCENTAGE

ELEVATION AREA : 90 m²
OPENING AREA : 2.6 m² (3%)



BACK ELEVATION
SCALE 1:100



LEFT SIDE ELEVATION
SCALE 1:100

*NOTE : WINDOWS NEED TO BE CONFIRMED.

MODEL 3

HAZELDEAN PROJECT

6171 HAZELDEAN ROAD, OTTAWA

ESQUISSE
2059-0000-20

2020.09.01




HAZELDEAN SINGLE HOUSES MODEL 4

*NOTE : COLORS SHOWN MAY VARY DUE TO SCREEN RESOLUTION. PLEASE SEE ACTUAL PRODUCTS SAMPLE FOR TRUE COLOR


EXTERIOR MATERIALS




1
 MASONRY - PERMACON
 LAFITT STONE
 COLOR RANGE MARGAUX BEIGE



2
 VERTICAL BOARD & BATTEN SIDING
 JAMESHARDIE
 SMOOTH COLOR WATERING CAN



3
 HORIZONTAL LAP SIDING
 JAMESHARDIE
 SMOOTH COLOR WATERING CAN



4
 WOOD SIDING
 MAIBEC
 COLOR FUNDY BAY BROWN



5
 WOOD SHINGLE
 MAIBEC
 COLOR FUNDY BAY BROWN

ELEVATION MATERIAL PERCENTAGE

ELEVATION AREA : 45.1 m² - (OPENING) = 28.2 m²
 OPENING AREA : 16.9 m²

CLASS 1 & 2

MASONRY : 5.8 m² (21%)
 JAMESHARDIE : 6.3 m² (22%)

CLASS 3 & 4

WOOD : 16.1 m² (57%)

ELEVATION MATERIAL PERCENTAGE

ELEVATION AREA : 106 m²
 OPENING AREA : 4.3 m² (4%)



FRONT ELEVATION
 SCALE 1:100



RIGHT SIDE ELEVATION
 SCALE 1:100

*NOTE : WINDOWS NEED TO BE CONFIRMED.

MODEL 4


HAZELDEAN PROJECT

6171 HAZELDEAN ROAD, OTTAWA


ESQUISSE
 2059-0000-20

2020.09.01


EXTERIOR MATERIALS



1
 MASONRY - PERMACON
 LAFITT STONE
 COLOR RANGE MARGAUX BEIGE




2
 VERTICAL BOARD & BATTEN SIDING
 JAMESHARDIE
 SMOOTH COLOR WATERING CAN



3
 HORIZONTAL LAP SIDING
 JAMESHARDIE
 SMOOTH COLOR WATERING CAN



4
 WOOD SIDING
 MAIBEC
 COLOR FUNDY BAY BROWN



5
 WOOD SHINGLE
 MAIBEC
 COLOR FUNDY BAY BROWN

ELEVATION MATERIAL PERCENTAGE

ELEVATION AREA : 101 m²
 OPENING AREA : 4.2 m² (4%)



BACK ELEVATION
 SCALE 1:100



LEFT SIDE ELEVATION
 SCALE 1:100

*NOTE : WINDOWS NEED TO BE CONFIRMED.

MODEL 4

HAZELDEAN PROJECT

6171 HAZELDEAN ROAD, OTTAWA

ESQUISSE
 2059-0000-20

2020.09.01