




EXTERIOR MATERIALS




1
MASONRY - PERMACON
LAFITT STONE
COLOR RANGE MARGAUX BEIGE




2
VERTICAL BOARD & BATTEN SIDING
JAMESHARDIE
SMOOTH COLOR WATERING CAN



3
HORIZONTAL LAP SIDING
JAMESHARDIE
SMOOTH COLOR WATERING CAN



4
VERTICAL LAP SIDING
JAMESHARDIE
COLOR OTTER BROWN



5
SHINGLE
JAMESHARDIE
COLOR OTTER BROWN

ELEVATION MATERIAL PERCENTAGE
ELEVATION AREA : 282.2 m² - (OPENING) = 165.7 m²
OPENING AREA : 116.5 m²

CLASS 1 & 2
MASONRY : 61 m² (37%)
JAMESHARDIE : 104 m² (63%)



FRONT ELEVATION
SCALE 1:150

TOWNHOUSE AB


HAZELDEAN PROJECT

6171 HAZELDEAN ROAD, OTTAWA


ESQUISSE
2059-0000-20

2020.09.09


EXTERIOR MATERIALS




1
 MASONRY - PERMACON
 LAFITT STONE
 COLOR RANGE MARGAUX BEIGE




2
 VERTICAL BOARD & BATTEN SIDING
 JAMESHARDIE
 SMOOTH COLOR WATERING CAN



3
 HORIZONTAL LAP SIDING
 JAMESHARDIE
 SMOOTH COLOR WATERING CAN



4
 VERTICAL LAP SIDING
 JAMESHARDIE
 COLOR OTTER BROWN



5
 SHINGLE
 JAMESHARDIE
 COLOR OTTER BROWN



TOWNHOUSE AB

BACK ELEVATION
 SCALE 1:150

HAZELDEAN PROJECT

6171 HAZELDEAN ROAD, OTTAWA

ESQUISSE
 2059-0000-20


2020.09.09




Dessiné par : Tanya Nadeau
 Conçu par : Christian Rheault

53 Boulevard St-Raymond, Suite 200-A
 Gatineau, Québec, J8Y 1R8
www.lrarch.ca


EXTERIOR MATERIALS




1
 MASONRY - PERMACON
 LAFITT STONE
 COLOR RANGE MARGAUX BEIGE




2
 VERTICAL BOARD & BATTEN SIDING
 JAMESHARDIE
 SMOOTH COLOR WATERING CAN



3
 HORIZONTAL LAP SIDING
 JAMESHARDIE
 SMOOTH COLOR WATERING CAN



4
 VERTICAL LAP SIDING
 JAMESHARDIE
 COLOR OTTER BROWN



5
 SHINGLE
 JAMESHARDIE
 COLOR OTTER BROWN

ELEVATION MATERIAL PERCENTAGE
 ELEVATION AREA : 95 m²
 OPENING AREA : 7.6 m² (8%) include electrical panels




RIGHT SIDE ELEVATION
 SCALE 1:150

TOWNHOUSE AB


HAZELDEAN PROJECT

6171 HAZELDEAN ROAD, OTTAWA


EXTERIOR MATERIALS




1
MASONRY - PERMACON
LAFITT STONE
COLOR RANGE MARGAUX BEIGE




2
VERTICAL BOARD & BATTEN SIDING
JAMESHARDIE
SMOOTH COLOR WATERING CAN



3
HORIZONTAL LAP SIDING
JAMESHARDIE
SMOOTH COLOR WATERING CAN



4
VERTICAL LAP SIDING
JAMESHARDIE
COLOR OTTER BROWN



5
SHINGLE
JAMESHARDIE
COLOR OTTER BROWN

ELEVATION MATERIAL PERCENTAGE
ELEVATION AREA : 291.32 m² - (OPENING) = 184 m²
OPENING AREA : 107.3 m²

CLASS 1 & 2
MASONRY : 51.9 m² (28%)
JAMESHARDIE : 132.1 m² (72%)



FRONT ELEVATION
SCALE 1:150

TOWNHOUSE CD


HAZELDEAN PROJECT

6171 HAZELDEAN ROAD, OTTAWA


ESQUISSE
2059-0000-20

2020.09.09


EXTERIOR MATERIALS




1
 MASONRY - PERMACON
 LAFITT STONE
 COLOR RANGE MARGAUX BEIGE




2
 VERTICAL BOARD & BATTEN SIDING
 JAMESHARDIE
 SMOOTH COLOR WATERING CAN



3
 HORIZONTAL LAP SIDING
 JAMESHARDIE
 SMOOTH COLOR WATERING CAN



4
 VERTICAL LAP SIDING
 JAMESHARDIE
 COLOR OTTER BROWN



5
 SHINGLE
 JAMESHARDIE
 COLOR OTTER BROWN



BACK ELEVATION
 SCALE 1:150

TOWNHOUSE CD


HAZELDEAN PROJECT

6171 HAZELDEAN ROAD, OTTAWA


ESQUISSE
 2059-0000-20

2020.09.09


EXTERIOR MATERIALS




1
 MASONRY - PERMACON
 LAFITT STONE
 COLOR RANGE MARGAUX BEIGE




2
 VERTICAL BOARD & BATTEN SIDING
 JAMESHARDIE
 SMOOTH COLOR WATERING CAN



3
 HORIZONTAL LAP SIDING
 JAMESHARDIE
 SMOOTH COLOR WATERING CAN



4
 VERTICAL LAP SIDING
 JAMESHARDIE
 COLOR OTTER BROWN



5
 SHINGLE
 JAMESHARDIE
 COLOR OTTER BROWN

ELEVATION MATERIAL PERCENTAGE
 ELEVATION AREA : 86 m²
 OPENING AREA : 5.9 m² (7%)

TOWNHOUSE CD



RIGHT SIDE ELEVATION
 SCALE 1:150

HAZELDEAN PROJECT

6171 HAZELDEAN ROAD, OTTAWA