

Copyright Reserved

The Contractor shall verify and be responsible for all dimensions. DO NOT scale the drawing - any errors or omissions shall be reported to Stantec without delay.  
The Copyrights to all designs and drawings are the property of Stantec. Reproduction or use for any purpose other than that authorized by Stantec is forbidden.

Legend

- PROPOSED WATERMAIN
- PROPOSED VALVE AND VALVE BOX
- PROPOSED VALVE CHAMBER
- PROPOSED REDUCER
- PROPOSED FIRE HYDRANT
- PROPOSED SANITARY SEWER
- PROPOSED STORM SEWER
- PROPOSED STORM SEWER c/w ETOBICOKE EX-FILTRATION SYSTEM
- PROPOSED CATCHBASIN
- EX/FUT. WATERMAIN
- EXISTING/FUTURE VALVE AND VALVE BOX
- EXISTING/FUTURE VALVE CHAMBER
- EXISTING/FUTURE REDUCER
- EXISTING/FUTURE FIRE HYDRANT
- EXISTING/FUTURE SANITARY SEWER
- EXISTING/FUTURE STORM SEWER
- EXISTING/FUTURE CATCHBASIN MANHOLE
- EXISTING/FUTURE CATCHBASIN
- PROPOSED DEPRESSED CURB LOCATIONS
- PROPOSED BARRIER CURB
- THERMAL INSULATION ON STORM SEWER WHERE COVER IS LESS THAN 1.5m. THERMAL INSULATION ON WATERMAIN WHERE COVER IS LESS THAN 2.4m AS PER W22.
- NUMBER OF WATER METERS
- NUMBER OF REMOTE WATER METER
- PROPOSED COMMUNITY MAILBOX LOCATIONS
- PROPOSED 2H-RATED FIRE WALL LOCATION
- BACK TO BACK TERRACE HOME SERVICES  
200mm STORM SERVICE PVC SDR 28 @ 1% MIN  
150mm SANITARY SERVICE PVC SDR 28 @ 1% MIN  
19mm PB TUBING WATER SERVICE c/w CURB STOP AND SERVICE POST

Notes

- FINAL SERVICE LATERAL SIZES TO BE CONFIRMED BY MECHANICAL CONSULTANT.
- ALL TERRACE FLATS ROOF EAVES TROUGH TO OUTLET TO INTERNAL SURFACE PARKING AREAS.
- MAINTENANCE HOLES LOCATED IN PONDING AREAS SHALL HAVE WATER TIGHT FRAME AND COVERS AS PER CITY STANDARD S24, S24.1 AND S25.

Revision	By	Appd.	YY.MM.DD
1	AJ	SG	22.01.14
0	AJ	SG	21.11.23

File Name:	MJS	SG	MJS	21.06.29
Dwn.	Chkd.	Dgn.	YY.MM.DD	

Permit-Seal

Client/Project

Mattamy Homes

HMB PHASE 8

OTTAWA, ON

Title

SITE SERVICING PLAN

Project No. 160401657

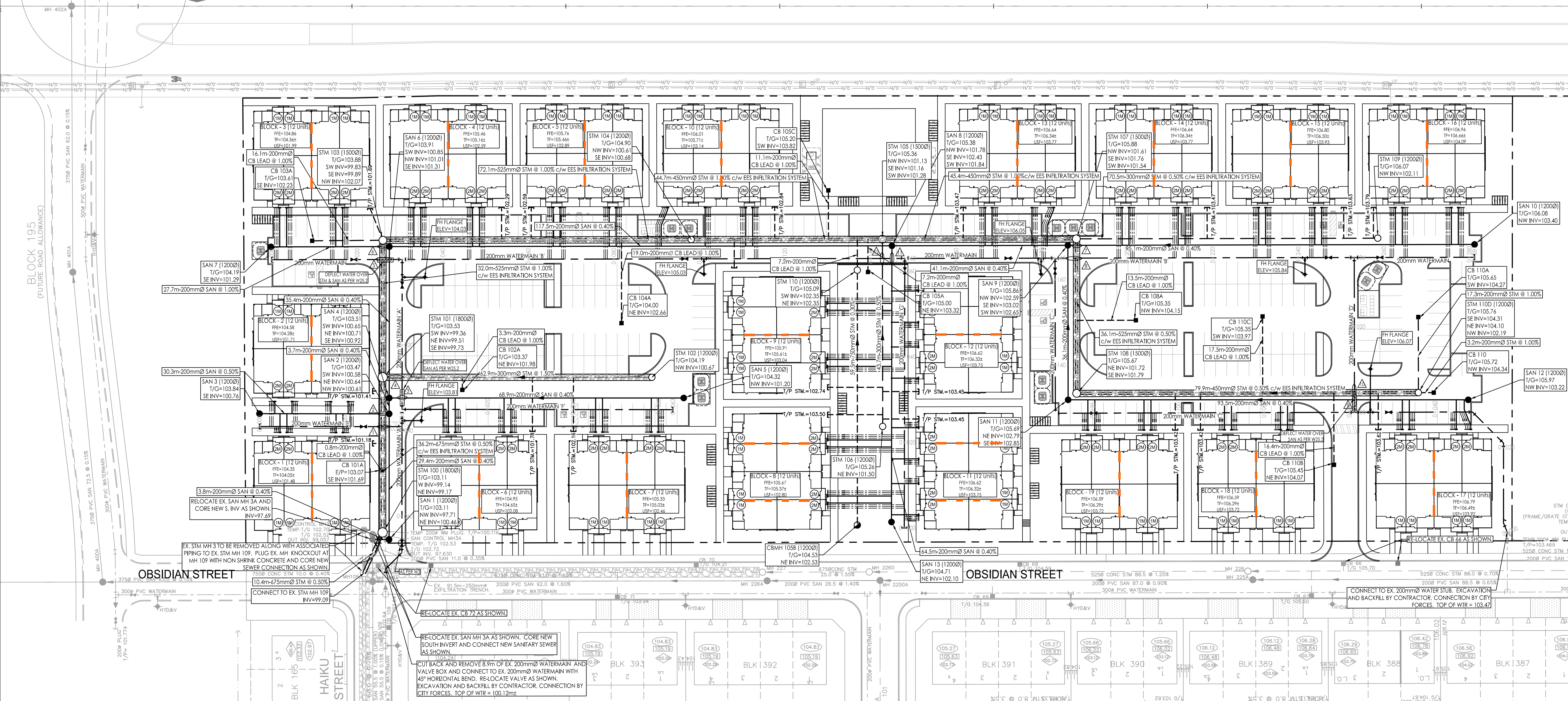

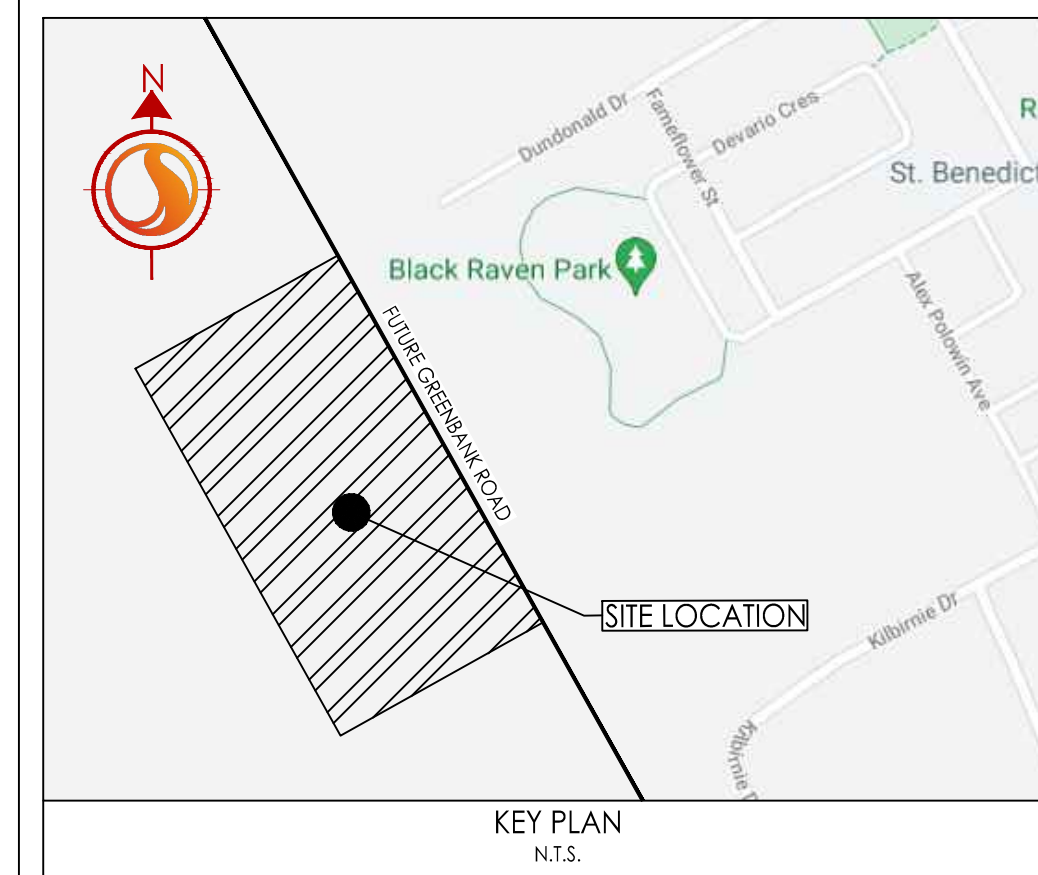
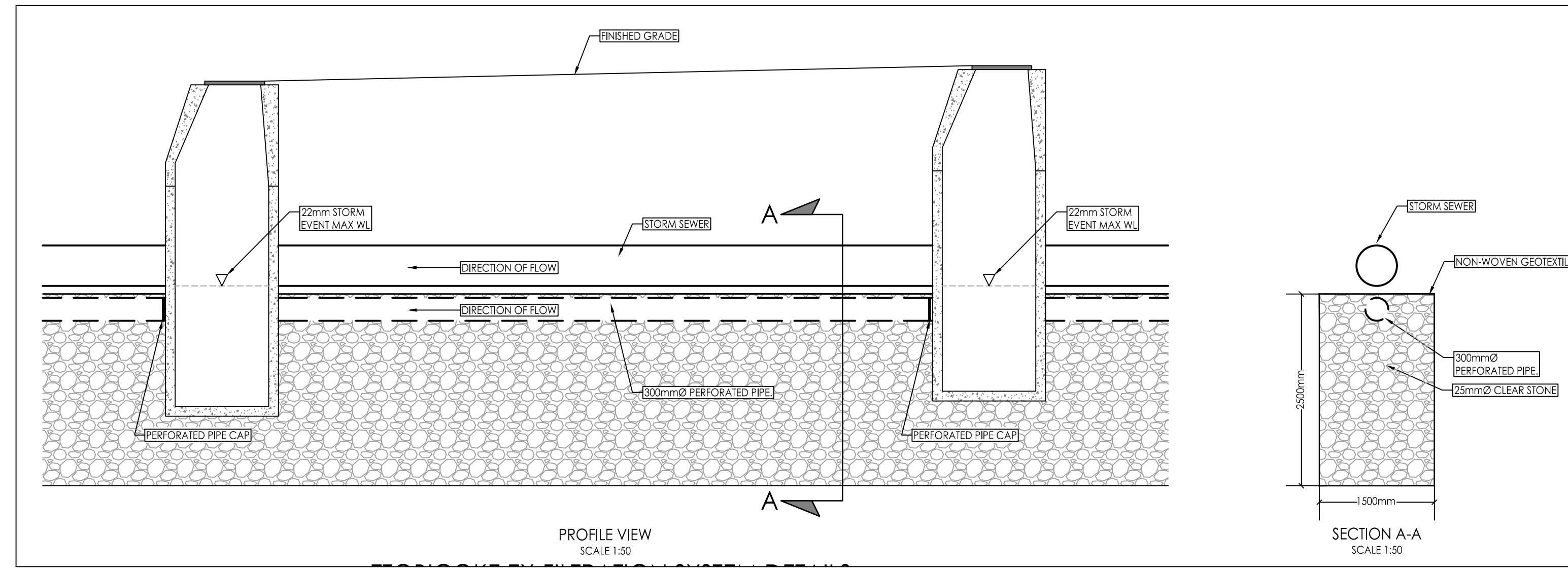
Scale 0 5 15 25m  
1:500

Drawing No. Sheet Revision

SSP-1 3 of 8 1

CROSSING	STM INV	STM OBV	SAN INV	SAN OBV	WTR TOP	WTR BTM
▲	99.28	99.96	100.62	100.62	101.00	100.80
▲	99.30	99.98	100.62	100.62	101.16	100.96
▲	99.74	100.04	100.73	100.93	101.23	101.03
▲	99.81	100.34	100.84	101.04	100.88	100.68
▲	99.82	100.35	101.02	101.22		
▲	101.55	102.08	103.03	103.23	103.40	103.20
▲	101.56	102.08			103.43	103.23
▲	102.11	102.56	103.12	103.32	103.42	103.22
▲	101.29	101.59	101.85	102.05	102.93	102.73
▲					102.89	102.69

STRUCTURE	INVERT	ICD TYPE	100Yr HEAD (m)	100Yr FLOW (L/s)
103A	100.31	PEX LMF 40	3.49	2.6
103B	101.98	115mm CIRCULAR CHIMNEY	1.76	34.3
104A	102.46	145mm CIRCULAR CHIMNEY	1.70	68.9
101A	101.73	300mm CB RAD	1.02	16.9
105C	103.87	PEX LMF 50	1.45	8.4
105A	103.32	PEX LMF 105	1.99	13.8
108A	104.15	100mm CIRCULAR CHIMNEY	1.57	25.5
110C	104.11	PEX LMF 105	1.61	12.4
110A	102.61	PEX LMF 50	3.40	13.3
110B	104.13	PEX LMF 50	1.57	7.1
110D	104.31	80mm CIRCULAR CHIMNEY	1.64	19.2
108B	102.35	130mm CIRCULAR CHIMNEY	1.84	44.8



W:\01\160401657\design\drawings\DETAILED\SSP\160401657\_DB\_RH.dwg  
22/01/2022 10:28 AM by: rhindoo.doom