




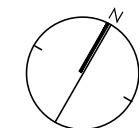


# PARKETTE 0.36 ha

FIT PLAN - FOR DEMONSTRATION ONLY

## LEGEND

-  SEED / SOD
-  HEAVY DUTY ASPHALT PAVING
-  LIGHT DUTY ASPHALT PAVING
-  PLAY AREA
-  DECIDUOUS TREE



**CLASS D COST ESTIMATE**

Project: Conservancy West - **Parkette - 0.36ha**  
Project No.: 24-032  
Issued to: Caivan Communities

Date: 28-Feb-24  
Revised Date: 06-Mar-24  
Author: AM/SC

Item	Description	Quantity	Unit	Unit Cost	Amount
<b>1.0</b>	<b>Site Work</b>				
1.1	Subgrade Preparation and Rough Grading	3614	m <sup>2</sup>	\$ 2.50	\$ 9,035.00
1.2	Fine Grading and Topsoil, 150mm depth (includes importing and spreading)	2855	m <sup>2</sup>	\$ 5.00	\$ 14,273.00
1.3	Sod (1m strip adjacent to hard surfaces)	270	m <sup>2</sup>	\$ 8.00	\$ 2,160.00
1.4	Seeding	2585	m <sup>2</sup>	\$ 2.50	\$ 6,461.50
				<b>Subtotal</b>	<b>\$ 31,929.50</b>
<b>2.0</b>	<b>Pavement</b>				
2.1	Asphalt Paving - Heavy duty	250	m <sup>2</sup>	\$ 90.00	\$ 22,500.00
2.2	Asphalt Paving - Light duty (Basketball, Access Ramp, includes rolled edge into EWF)	400	m <sup>2</sup>	\$ 60.00	\$ 24,000.00
2.3	CIP Concrete Paving - Light Duty (Includes Benches, Waste Receptacle)	9	m <sup>2</sup>	\$ 250.00	\$ 2,350.00
				<b>Subtotal:</b>	<b>\$ 48,850.00</b>
<b>3.0</b>	<b>Servicing</b>				
3.1	Storm Servicing (all inclusive)	1	LS	\$ 20,000.00	\$ 20,000.00
				<b>Subtotal</b>	<b>\$ 20,000.00</b>
<b>4.0</b>	<b>Site Furnishing (Incl. supply &amp; installation)</b>				
4.1	Umbrella Shelter with Table (includes footing)	2	ea	\$ 25,000.00	\$ 50,000.00
4.2	Park Sign - Single Post	1	ea	\$ 4,500.00	\$ 4,500.00
4.4	Bench (3 Armrests - Accessible)	2	ea	\$ 2,600.00	\$ 5,200.00
4.5	Waste Receptacle	1	ea	\$ 2,200.00	\$ 2,200.00
				<b>Subtotal:</b>	<b>\$ 61,900.00</b>
<b>5.0</b>	<b>Play &amp; Sports Amenities (Incl. supply &amp; installation)</b>				
5.1	Fitness Circuit	1	LS	\$ 75,000.00	\$ 75,000.00
5.2	Engineered Wood Fiber Surfacing	100	m <sup>2</sup>	\$ 65.00	\$ 6,500.00
5.3	Basketball Hoop (Wall), Line Painting	1	LS	\$ 5,000.00	\$ 5,000.00

**Subtotal: \$ 86,500.00**

**6.0 Planting**

6.2	Deciduous Park Trees (60mm cal)	21	ea	\$	650.00	\$	13,650.00
6.3	Coniferous Trees (200cm HT.)	8	ea	\$	550.00	\$	4,400.00
						<b>Subtotal</b>	<b>\$ 18,050.00</b>

<b>PARK BUDGET</b>	
*Park Rate	\$ 892,315.00
Park Size (ha)	0.360
<b>Total Park Budget</b>	<b>\$ 321,233.40</b>
Minus: City Fees (4%)	\$ 12,355.13
<b>Available Funds</b>	<b>\$ 308,878.27</b>

<b>Construction Sub-Total:</b>	<b>\$ 267,229.50</b>
15% Contingency:	\$ 40,084.43
Consultant Fees:	\$ 40,000.00
<b>GRAND TOTAL:</b>	<b>\$ 347,313.93</b>

<b>Park Budget</b>	<b>\$ 308,878.27</b>
Surplus / (Deficit):	\$ (38,435.66)

<b>CONSULTANT FEES</b>	
**Landscape Architect, Civil, Electrical, Geotech	\$ 40,000.00

\* Park development rate as of Jan 2024

\*\* Per OALA Fee guide for Landscape Architectural Services

\*\*\*NOTE: Review and Inspection Fee is payable at subdivision registration, as identified in the subdivision agreement.

\*\*\*While every effort will be made to provide the amenities and design features show on this plan, revisions may be necessary as the design progresses through the Concept Plan and detail design process. Physical layout may be revised at Concept Plan stage.\*\*